

FAIRY TALES

BUNDLE

LITTLE RED RIDING HOOD FAIRY TALE ACTIVITIES

Name: _____

Label Little Red Riding Hood
Use the words below to label the parts of Little Red Riding Hood.

hood	basket	grass
tree	shoes	path

Labels: hood, basket, grass, tree, shoes, path

JACK & THE BEANSTALK FAIRY TALE ACTIVITIES

Name: _____

Jack and the Beanstalk
Label the scene.

giant	jack	beanstalk
harp	goose	axe

Labels: giant, jack, beanstalk, harp, goose, axe

GOLDBLOCKS AND THE THREE BEARS FAIRY TALE ACTIVITIES

Name: _____

Goldilocks and the Three Bears
Label the scene.

cottages	forest	Goldilocks
Father Bear	Mother Bear	Baby Bear

Labels: cottages, forest, Goldilocks, Father Bear, Mother Bear, Baby Bear

CINDERELLA FAIRY TALE ACTIVITIES

Name: _____

Label and Write about Cinderella
Use the words to label the parts of Cinderella. Complete the sentence.

ears	neckline	gown
earrings	gloves	glass slipper

Labels: ears, neckline, gown, earrings, gloves, glass slipper

Cinderella wore a _____ and _____ to the ball.

SLEEPING BEAUTY FAIRY TALE ACTIVITIES

Name: _____

Sleeping Beauty
Label the scene.

Princess	Prince	bed
spindle	spinning wheel	castle

Labels: Princess, Prince, bed, spindle, spinning wheel, castle

HANSEL AND GRETEL FAIRY TALE ACTIVITIES

Name: _____

Color by Addition
Fill in the box and add the numbers. Color the matching part.

Color by Addition

SNOW WHITE FAIRY TALE ACTIVITIES

Name: _____

Label Snow White
Use the words below to label the parts of Snow White.

dress	puffed sleeves	apple
handstand	ruby choker	flower

Labels: dress, puffed sleeves, apple, handstand, ruby choker, flower

THREE BILLY GOATS GRUFF FAIRY TALE ACTIVITIES

Name: _____

Color by Addition
Fill in the box and add the numbers. Color the matching part.

Color by Addition

NO PREP ACTIVITIES

FAIRY TALES BUNDLE

Take a Peek Inside



What's Included

The Fairy Tales Bundle includes 385 printable worksheets that effortlessly enhance your students' understanding and engagement with the fairy tales. The worksheets target skills your students need to succeed including:

- Phonics
- Reading Comprehension
- Vocabulary and Grammar
- Fairy Tale Elements
- Story Sequencing
- Mathematics
- Science



FAIRY TALES BUNDLE

Take a Peek Inside



Fairy Tales


The Fairy Tales Bundle includes activities for the following fairy tales:


- Little Red Riding Hood
- Jack and the Beanstalk
- Goldilocks and the Three Bears
- Hansel and Gretel
- Cinderella
- Snow White
- Sleeping Beauty
- The Three Billy Goats Gruff

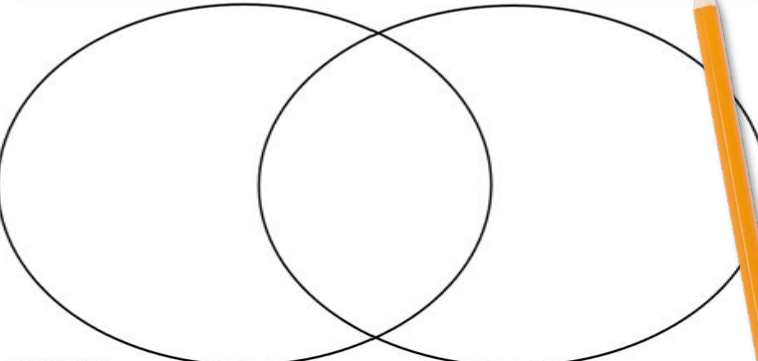
Name: _____

Real and Imaginary Bears

Compare real and imaginary bears.


Real Bears


Imaginary Bears








© United Teaching

FAIRY TALES BUNDLE

Setup is Simple

You Will Need

-  Printed Worksheets
-  Pencils and Markers
-  Dot Markers
-  Scissors
-  Glue


With this collection of no-prep worksheets, you can effortlessly reinforce fairy tale lessons without all the extra hassle. Just print and go - easy peasy! Watch as your students dive into learning about fairy tales and have a blast along the way..



Name: _____

Spin and Color a Ten Frame 1-10

Spin and color the matching ten frame.



© United Teaching

FAIRY TALES BUNDLE

Testimonials



So many choices to accompany the classic fairy tale stories! I could pick specific skills my students needed to work on this year and then next time I could pick something else based on what that group needs. I'll use it for many years to come! - Secrets of Steam



My students were very engaged with each fairy tale activity. I like that it included various skill pages across content areas all connected to the fairy tale. This is a fabulous resource. - Amanda S.







This resource is phenomenal! I love that there are a plethora of activities for so many fairy tales. This was such a fun addition to our fairy tale unit. Students were engaged through out and I love that you included a variety of activities. Thank you for sharing! - Cara K.



Name: _____

Snow White and the Seven Dwarfs Story Map

CHARACTERS	SETTING
	
PROBLEM	SOLUTION
	

© United Teaching



FAIRY TALES BUNDLE

Why Fairy Tales

Spark imagination and creativity

Fairy tales transport children to magical worlds, nurturing their imagination and encouraging creative expression.

Develop language skills

Fairy tales feature vivid descriptions and engaging dialogue, improving vocabulary, sentence structure, and comprehension.

Fairy Tales

Teach moral lessons and values

Fairy tales convey important values like honesty, bravery, and kindness, helping children learn right from wrong and develop empathy.

Enhance critical thinking skills

Fairy tales present challenges for characters, encouraging children to analyze, predict, and find solutions, developing their critical thinking abilities.



LITTLE RED RIDING HOOD

List of Activities

- Letter Sort for the Letter R
- I Can Write the Letter R Handwriting Page
- Alphabet Maze (Lowercase)
- Alphabet Maze (Uppercase)
- ABC Order
- Beginning Sounds
- Syllables
- Color by Word Family
- I Spy OO Words (oo word family)
- Spin and Color Red Riding Hood's Basket (Colors)
- Little Red Riding Hood Label the Scene I
- Little Red Riding Hood Label the Scene II
- Describe the Setting: Forest
- Describe the Setting: Cottage
- Label Little Red Riding Hood
- Label the Wolf and Complete the Sentence
- Adjective Match
- Noun Sort
- Describe the Character: Little Red Riding Hood
- Describe the Character: The Wolf
- Describe the Character - The Woodcutter
- Little Red Riding Hood Sentences
- Little Red Riding Hood Punctuation
- Little Red Riding Hood: True or False
- Little Red Riding Hood Story Order using Pictures
- Little Red Riding Hood Story Order using Text
- Little Red Riding Hood Story Map
- Real and Imaginary Wolves (Venn Diagram Comparison)
- Character Comparison: Red Riding Hood and The Wolf (Venn diagram Comparison)
- Red Riding Hood's Basket Writing Prompt
- If I was Red Riding Hood Writing Prompt
- Red Riding Hood Lesson Writing Prompt
- Favorite Character Writing Prompt
- Least Favourite Character Writing Prompt
- Favorite Part of the Fairy Tale Writing Prompt
- Comprehension Passage: Wolves
- Little Red Riding Hood Word Search
- Little Red Riding Hood Crossword
- Number Maze (1 - 50)
- Making 10 (How many more flowers does Red Riding Hood need to make 10)
- Addition & Subtraction Puzzle
- Red Riding Hood Measurement (using a ten rod)
- Red Riding Hood Measurement (inches)
- Red Riding Hood Patterns
- Little Red Riding Hood Grid Map
- Red Riding Hood: Count and Graph

LITTLE RED RIDING HOOD

Sample Literacy Activities

Phonics

Name: _____

Color by Word Family
Color using the 50 word family code below.

book hood moon look food

Setting

Name: _____

Describe the Setting: Forest
Describe the forest from the Little Red Riding Hood story. Use the words in the Word Bank to help you.

Word Bank	
forest	cottage
trees	path
flowers	plants
light	dark
shade	sun
grass	chimney

Vocabulary

Name: _____

Little Red Riding Hood Crossword
Use the vocabulary words to complete the crossword.

bed	forest	woodcutter
wolf	cottage	grandma
mother	Red Riding Hood	axe

Grammar

Name: _____

Noun Sort
Sort the images by type of noun.

Person

Place

Thing

Character

Name: _____

Describe the Wolf

Word Bank	
kind	girl
sharp teeth	
sneaky	tricks
disguise	ears
liar	nose
pretend	quick

Story Elements

Name: _____

Little Red Riding Hood Story Map

CHARACTERS	SETTING
PROBLEM	SOLUTION

LITTLE RED RIDING HOOD

Sample Math Activities

Counting

Name: _____

Number Maze
Help Red Riding Hood find her way through the forest to Grandma's cottage. Stamp the numbers in order from 1 to 50.

1	2	3	6	13	14	15	16	17	18
6	5	4	15	12	8	47	48	20	19
7	8	9	10	11	24	23	22	21	25
22	21	20	2	26	25	44	45	46	47
41	40	8	6	27	28	29	30	1	32
42	39	38	15	16	17	18	31	6	15
43	44	37	36	35	34	33	32	7	37
46	45	31	17						
47	48	49	50						

Patterns

Name: _____

Red Riding Hood Patterns
Cut and glue the pictures to complete the ABAB patterns.

Addition & Subtraction

Name: _____

Addition and Subtraction Puzzle
Add or subtract to complete the path to Grandma's cottage.

	12	-5	+2	-11	
	-2	-10	-4	-3	
	-1	+6	-3	-8	
	+3	+1	-6		
	+10	+5	-7	-4	
	-15	-1	+9	+6	
	+6	-10	+7	+2	10

Measurement

Name: _____

Red Riding Hood Measurement
Measure each object and write the units.

_____ units	_____ units	_____ units
_____ units	_____ units	_____ units
_____ units	_____ units	_____ units

Making 10

Name: _____

Making 10
Red Riding Hood wanted to pick 10 flowers for her Grandma. How many more flowers does she need to pick to make 10?

$8 + \square = 10$	$5 + \square = 10$	$3 + \square = 10$
$6 + \square = 10$		$1 + \square = 10$
$9 + \square = 10$	$7 + \square = 10$	
$10 + \square = 10$	$2 + \square = 10$	$4 + \square = 10$

Graphing

Name: _____

Red Riding Hood: Count and Graph

5					
4					
3					
2					
1					

LITTLE RED RIDING HOOD






ACTIVITY CLOSE-UP

Name: _____

Color by Word Family

Color using the oo word family code below.



book	hood	moon	look	food
				



LITTLE RED RIDING HOOD

ACTIVITY CLOSE-UP

Name: _____

Little Red Riding Hood Story Sequencing

Cut and paste the pictures of the story in the correct order.



JACK AND THE BEANSTALK

List of Activities

- Letter Sort for the Letter J
- I Can Write the Letter J Handwriting Page
- Letter J Maze
- Trace and Write the ABCs (Uppercase and Lowercase)
- The Sounds of Letter G
- ABC Order
- Beginning Sounds
- Syllables
- Color by Word Family (-alk)
- Color by Word Family (-ack)
- I Spy -ack and -alk Words
- Jack and the Beanstalk Label the Scene I
- Describe the Setting: Castle
- Describe the Setting: Jack's Home
- Label and Write about Jack
- Label and Write about the Giant
- Describe the Character: Jack
- Describe the Character: Jack's Mother
- Describe the Character - The Giant
- Describe the Character - The Merchant
- Adjective Match
- Jack and the Beanstalk Sentences
- Jack and the Beanstalk Punctuation
- Jack and the Beanstalk: True or False

- Jack and the Beanstalk Story Map
- Jack and the Beanstalk Story Order using Pictures
- Jack and the Beanstalk Story Order using Text
- If I was Jack writing prompt
- Jack and the Beanstalk Lesson writing prompt
- Favorite Character Writing Prompt
- Least Favorite Character Writing Prompt
- Favorite Part of the Fairy Tale Writing Prompt
- Jack and the Beanstalk Word Search
- Jack and the Beanstalk Crossword
- Spin and Color a Ten Frame 1-10
- Jack and the Beanstalk Counting
- Jack's Number Order
- Skip Counting with Jack
- Jack and the Beanstalk Color by Addition
- Ways to Make 10: Decomposing Beans
- Ordering by Size
- Jack and the Beanstalk Subtraction
- Jack and the Beanstalk Measurement
- How Much for the Cow?
- Plant Needs
- Parts of a Plant
- Parts of a Seed
- Lifecycle of a Bean Plant

JACK AND THE BEANSTALK

Sample Literacy Activities

Alphabet

Name: _____

Trace and Write the ABC's

Trace and write the missing letters of the alphabet on the golden eggs.

a b c d e f g h i j k l m n o p q r s t u v w x y z

a	o	e	f
g	h	i	j
m	o	q	
s	t	v	x
z			

Jack and the Beanstalk

Grammar

Name: _____

Jack and the Beanstalk Punctuation

Cut and paste the correct punctuation mark to complete each sentence.

Jack went to sell a cow _____

Look at all the gold coins _____

Where did Jack go _____

Jack climbed the beanstalk _____

What's for dinner _____

Cut down the beanstalk _____

Where is the money for the cow _____

In the castle lived a giant _____

? ! . ? ! . ? .

Word Families

Name: _____

Color by Word Family

Color using the -ak word family code below.

walk chalk talk stalk balk

Setting

Name: _____

Describe the Setting: Jack's Home

Describe Jack's home from the Jack and the Beanstalk story. Use the words in the Word Bank to help you.

cottage	little
fields	country
town	poor
cold	draft
simple	bare
	chimney

Phonics

Name: _____

The Sounds of Letter G

Cut and paste the pictures to match the sounds of the letter G.

Hard G like goat

Soft G like gentle

Story Elements

Name: _____

Jack and the Beanstalk Story Map

CHARACTERS	SETTING
PROBLEM	SOLUTION

JACK AND THE BEANSTALK

Sample Math Activities

Ten Frames




Name: _____

Spin and Color the Ten Frames
Spin the spinner and color the coin with the matching ten frame.

© United Teaching

Money



Name: _____

How Much for the Cow?
Count how many dimes and pennies. Write how many cents altogether.

	Dimes	Cents	c
	Dimes	Cents	c
	Dimes	Cents	c
	Dimes	Cents	c
	Dimes	Cents	c
	Dimes	Cents	c
	Dimes	Cents	c
	Dimes	Cents	c

© United Teaching

Skip Counting



Name: _____

Skip Counting with Jack
Climb the beanstalk by skip counting by 2s and 5s. Write the numbers in the leaves.

© United Teaching

Measurement



Name: _____

Jack and the Beanstalk Measurement
How long is each object? Use the rulers to measure.

© United Teaching

Addition



Name: _____

Color by Addition
Roll two dice and add the numbers. Color the matching result.

© United Teaching

Subtraction



Name: _____

Jack and the Beanstalk Subtraction
Solve the subtraction problems.

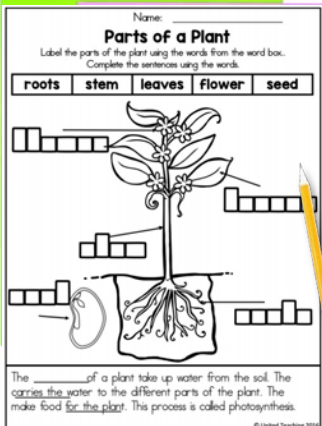
$6 - 2 = \square$	$8 - 5 = \square$	$5 - 1 = \square$
$9 - 3 = \square$		$10 - 4 = \square$
$7 - 5 = \square$	$3 - 2 = \square$	$9 - 5 = \square$

© United Teaching

JACK AND THE BEANSTALK

Sample Science Activities

Parts of a Plant



Name: _____

Parts of a Plant
Label the parts of the plant using the words from the word box.
Complete the sentences using the words.

roots	stem	leaves	flower	seed
-------	------	--------	--------	------

The _____ of a plant take up water from the soil. The _____ carries the water to the different parts of the plant. The _____ make food for the plant. This process is called photosynthesis.

© United Teaching 2015

Plant Needs



Name: _____

Plant Needs
Help Jack decide what a plant needs.
Cut and paste the items which a plant needs to grow around the happy plant.

toy
sun
ice-cream
water
soil
air

cut and paste the items a plant doesn't need beside the unhappy plant.

© United Teaching 2015

Parts of a Seed



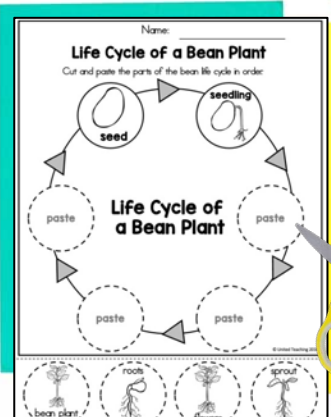
Name: _____

Parts of a Seed
Label the parts of the seed using the words from the word box.

seed coat	embryo	food store	root	leaves
-----------	--------	------------	------	--------

© United Teaching 2015

Lifecycle of Bean Plant



Name: _____

Life Cycle of a Bean Plant
Cut and paste the parts of the bean life cycle in order.

seed
seedling
sprout
flowers
bean plant

paste

© United Teaching 2015

JACK AND THE BEANSTALK





ACTIVITY CLOSE-UP

Name: _____


Jack and the Beanstalk

Story Order

Cut and paste the pictures of the story in the correct order.

		
	5	6


© United Teaching 2016



JACK AND THE BEANSTALK


ACTIVITY CLOSE-UP

Name: _____




Plant Needs


Help Jack decide what a plant needs.
Cut and paste the items which a plant needs to grow around the happy plant.




sun




water





soil




toy



air




Cut and paste the items a plant doesn't need beside the unhappy plant.



Ice-cream

© United Teaching 2016



GOLDILOCKS AND THE THREE BEARS

List of Activities

- Letter Sort for the Letter G
- I Can Write the Letter G Handwriting Page
- Letter G Maze
- Trace and Write the ABCs uppercase
- Trace and Write the ABCs lowercase
- ABC Order
- Beginning Sounds
- Syllables
- Color by Word Family (-old)
- Color by Word Family (-ock)
- I Spy -old and -ock Words
- Goldilocks and the Three Bears Label the Scene I
- Goldilocks and the Three Bears Label the Scene II
- Describe the Setting: Living Room
- Describe the Setting: Bedroom
- Label Goldilocks
- Label Baby Bear
- Label Father Bear
- Label Mother Bear
- Describe the Character: Goldilocks
- Describe the Character: Father Bear
- Describe the Character - Baby Bear
- Adjective Match
- I Spy Adjectives using Pictures
- Goldilocks and the Three Bears Sentences
- Goldilocks and the Three Bears Punctuation
- Goldilocks and the Three Bears: True or False
- Goldilocks and the Three Bears Story Map
- Goldilocks and the Three Bears Story Order
- Goldilocks and the Three Bears Story Order using Text
- If I was Goldilocks Writing Prompt
- If I was one of the Bears Writing Prompt
- Goldilocks and the Three Bears Lesson Writing Prompt
- Favorite Character Writing Prompt
- Least Favourite Character Writing Prompt
- Favorite Part of the Fairy Tale Writing Prompt x2
- Real and Imaginary Bears (Venn Diagram Comparison)
- Comprehension Passage: Bears
- Goldilocks Word Search
- Goldilocks and the Three Bears Crossword
- Color by Number (1 - 10)
- Spin and Color a Ten Frame 1-10
- Goldilocks and the Three Bears Counting
- Goldilocks and the Three Bears One More and One Less
- Goldilocks and the Three Bears Sort by Size
- Goldilocks and the Three Bears Color by Addition
- Addition and Subtraction Puzzle
- Skip Counting by 3s



GOLDBLOCKS AND THE THREE BEARS

Sample Literacy Activities


Alphabet

Name: _____

Trace and Write the ABCs

Trace and write the missing letters of the alphabet.

a	b	c	d	e	f	g	h	i	j	k	l	m	n	o	p	q	r	s	t	u	v	w	x	y	z
---	---	---	---	---	---	---	---	---	---	---	---	---	---	---	---	---	---	---	---	---	---	---	---	---	---




Character

Name: _____

Label and Describe Father Bear

Use the words below to label the parts of Father Bear.

overalls	ear	nose
top	eyebrows	frown



Father Bear has a _____
on his face.

Word Families

Name: _____

Color by Word Family

Color using the "ock" word family code below.



sock	rock	lock	block	clock
------	------	------	-------	-------

Sentences

Name: _____

Goldilocks and the Three Bears Sentences

bed	porridge	chair	cottage

- The Three Bears lived in a _____ in the forest.
- Father Bear _____ and Baby Bear went for a walk.
- A little girl called _____ went into the cottage.
- Goldilocks ate Baby Bear's bowl of _____.
- Goldilocks broke Baby Bear's _____.
- Goldilocks went to sleep in Baby Bear's _____.
- When _____ saw these things, he was mad.
- When _____ saw these things, he was sad.

Story Sequencing

Name: _____

Goldilocks and the Three Bears Story Order

Cut and paste the pictures of the story in the correct order.

1	2	3
4	5	6



Vocabulary

Name: _____

Goldilocks and the Three Bears Crossword

Use the vocabulary words to complete the crossword.

bed	Father Bear	porridge
Goldilocks	cottage	chair
Mother Bear	Baby Bear	Forest



GOLDILOCKS AND THE THREE BEARS

Sample Math Activities

Counting

Name: _____

Goldilocks and the Three Bears Counting
Count the objects from Goldilocks and the Three Bears.
Color the ten frame to show the number.

Sorting by Size

Name: _____

Goldilocks and the Three Bears Sort by Size
Sort the objects by size. Cut and paste.

large			
medium			
small			

Ten Frames

Name: _____

Spin & Color a Ten Frame 1-10
Spin and color the matching ten frame on the porridge bowl.

Addition & Subtraction

Name: _____

Addition & Subtraction Puzzle
Add or subtract to show the path that Goldilocks took.

Skip Counting

Name: _____

Skip Counting by 3
Cut and paste the numbers to show skip counting by 3.
Use the Three Bears to help you count.

21 30 3 15 6
27 24 18 12 9

Color by Number

Name: _____

Goldilocks and the Three Bears Color by Number
Color the picture using the color code.

1	2	3	4	5
6	7	8	9	10

GOLDILOCKS AND THE THREE BEARS

ACTIVITY CLOSE-UP

Name: _____

Goldilocks and the Three Bears True or False

Read each statement. If the statement is true stamp the face with the smile. If the statement is false, stamp the face with the frown.

Goldilocks waited at the front door for the Three Bears.



The Three Bears went on a holiday.



Goldilocks ate Baby Bear's porridge.



Goldilocks broke Baby Bear's chair.



Goldilocks fixed Baby Bear's chair.



The Three Bears were happy to have an uninvited guest.



The Three Bears frightened Goldilocks and she ran away.



Baby Bear was upset to find his chair broken.



© United Teaching



GOLDILOCKS AND THE THREE BEARS


ACTIVITY CLOSE-UP

Name: _____

Label and Describe Father Bear

Use the words below to label the parts of Father Bear.

overalls	ear	nose
top	eyebrows	frown



Father Bear has a
on his face.

CINDERELLA

List of Activities

- Letter Sort for the Letter C
- I Can Write the Letter C Handwriting Page
- Letter Maze (uppercase and lowercase)
- ABC Order
- The Sounds of C (Hard and Soft C sounds)
- Beginning Sounds
- Syllables
- Color by Word Family (-ash)
- Color by Word Family (-ish)
- I Spy -ash and -ish words
- Cinderella Label the Scene I
- Cinderella Label the Scene II
- Describe the Setting: Cinderella's Home
- Describe the Setting: The Ball
- Describe the Setting: The Palace
- Label and Write about Cinderella I
- Label and Write about Cinderella II
- Label and Write about the Fairy Godmother
- Describe the Character: Cinderella
- Describe the Character: Cinderella's Stepsister
- Describe the Character: Cinderella's Stepmother
- Describe the Character: Cinderella's Fairy Godmother
- Describe the Character: The Prince
- Adjective Match
- Character Traits & Antonyms
- Cinderella Sentences
- Cinderella Punctuation
- Cinderella: True or False
- Cinderella Story Map
- Cinderella Story Order using Pictures
- If I was Cinderella writing prompt
- If I was the Fairy Godmother writing prompt
- Cinderella Lesson writing prompt
- Favorite Character Writing Prompt
- Least Favorite Character Writing Prompt
- Favorite Part of the Fairy Tale Writing Prompt x2
- Cinderella Word Search
- Cinderella Crossword
- Comprehension Passage: Pumpkins
- Spin and Color a Ten Frame on Apples
- Cinderella Counting
- Spin and Color the Ten Frames
- Ways to Make 10 with Pumpkins
- Spin and Color the Number Words
- Cinderella Color by Addition
- Cinderella Color by Subtraction
- Addition and Subtraction Puzzle
- Cinderella Measurement
- Time to the Hour
- Parts of a Pumpkin
- Parts of a Seed
- Lifecycle of a Pumpkin

CINDERELLA

Sample Literacy Activities

Alphabet

Name: _____

Cinderella Story Order

Cut and paste the pictures of the story in the correct order.

1	2	3
4	5	6

Character

Name: _____

Label and Write about the Fairy Godmother

Use the words below to label the parts of the Fairy Godmother. Complete the sentence.

wand	pumpkin	dress
tiara	shoes	earrings

The Fairy Godmother cast a spell with her _____.

Word Families

Name: _____

Color by Word Family

Color using the -ish word family code below.

wish	dish	fish	polish	swish
------	------	------	--------	-------

Setting

Name: _____

Describe the Setting: The Ball

Describe the Ball from Cinderella. Use the words in the Word Bank to help you.

Word Bank	
palace	guests
royal	music
ladies	Prince
gown	stair
dancing	
gentlemen	

ABC Order

Name: _____

ABC Order

Cut and paste in alphabetical order.

a
b
c
d
e
f
g
h
i
j
k
l
m
n
o
p
q
r
s
t
u
v
w
x
y
z

- mouse
- slipper
- wand
- Cinderella
- horses
- Prince
- Fairy Godmother
- pumpkin

Vocabulary

Name: _____

Cinderella Word Search

Label the vocabulary words. Find and color the words.

	glass slipper		coach
	Stepmother		Fairy Godmother
	palace		Cinderella
	pumpkin		Prince

m	c	i	n	d	e	r	e	l	i	a	b	p
o	e	d	j	o	f	h	c	r	i	v	e	u
g	l	a	s	s	l	i	p	p	e	r	m	e
h	i	o	c	d	s	r	s	j	t	p	r	p
c	i	p	a	l	a	c	e	t	f	r	c	k
o	i	e	o	s	r	i	l	p	u	l	h	i
a	m	h	p	o	a	i	e	d	g	n	a	n
c	i	a	n	t	s	a	i	r	s	c	n	n
h	a	r	i	k	s	o	w	t	a	e	t	p
f	a	i	r	y	g	o	d	m	o	t	h	e

CINDERELLA










Sample Math Activities

Counting

Name: _____

Cinderella Counting

Count the objects from Cinderella.
Color the ten frame to show the number.

Number Words

Name: _____

Spin and Color the Number Words

Spin the spinner and color the heart with the matching number word.

three	nine	four	five
five	six	eight	ten
one	two	three	four
seven	eight	nine	ten
four	two	ten	four
eight	ten	three	one
four	two	six	five




Subtraction

Name: _____

Color by Subtraction

Roll between one and three dice and subtract the total number from 20.
Color the matching result.





Ten Frames

Name: _____

Spin and Color the Ten Frames

Spin the spinner and color the coach with the matching ten frame.



Measurement

Name: _____

Cinderella Measurement

Use the shoe ruler to measure the length of each object.



































Vocabulary

Name: _____

Ways to Make 10 with Pumpkins

Color the pumpkins to show ways to make 10.
Write the equations.

		+		=	
		+		=	
		+		=	
		+		=	
		+		=	
		+		=	
		+		=	
		+		=	

CINDERELLA

ACTIVITY CLOSE-UP

Name: _____

Color by Addition

Roll two die and add the numbers. Color the matching result.

© United Teaching

CINDERELLA

ACTIVITY CLOSE-UP

Name: _____

Life Cycle of a Pumpkin

Cut and paste the parts of the pumpkin life cycle in order.

pumpkin

seed

paste

paste

paste

paste

plant

green pumpkin

flowers

sprout

© United Teaching

United Teaching

THREE BILLY GOATS GRUFF

List of Activities

- Letter Sort for the Letter B
- I Can Write the Letter B Handwriting Page
- Letter B Maze
- Trace and Write the ABCs (Uppercase and Lowercase)
- ABC Order
- Beginning Sounds
- Syllables
- Digraph Sort: Th
- Color by Word Family (-oat)
- Color by Word Family (-ill)
- I Spy -oat and -ill Words
- The Three Billy Goats Gruff Label the Scene
- Describe the Setting: Countryside
- Label and Write about the Troll
- Label the Billy Goats
- Describe the Character: Troll
- Describe the Character: Big Billy Goat
- Describe the Character - Little Billy Goat
- Adjective Match
- Three Billy Goats Gruff Sentences
- Three Billy Goats Gruff Punctuation
- Three Billy Goats Gruff: True or False
- Three Billy Goats Gruff Story Map
- Three Billy Goats Gruff Story Order using Pictures
- Three Billy Goats Gruff Story Order using Text
- If I was a Billy Goat Writing Prompt
- Three Billy Goats Gruff Lesson Writing Prompt
- Favorite Character Writing Prompt
- Least Favorite Character Writing Prompt
- Favorite Part of the Fairy Tale Writing Prompts
- Three Billy Goats Gruff Word Search
- Three Billy Goats Gruff Crossword
- Comprehension Passage: Goats
- Three Billy Goats Gruff Counting
- Spin and Color a Ten Frame 1-10
- Spin and Color Number Words 1-10
- Three Billy Goats Gruff Color by Addition
- Three Billy Goats Gruff Color by Subtraction
- Addition and Subtraction Puzzle
- Ways to Make 10: Decomposing Flowers
- Three Billy Goats Gruff Subtraction
- Three Billy Goats Gruff Measurement
- Three Billy Goats Gruff Sort by Size

THREE BILLY GOATS GRUFF

Sample Literacy Activities

Story Order

Three Billy Goats Gruff Story Order

Cut and paste the pictures of the story in the correct order.

1	2	3
4	5	6



Phonics

Digraph Sort: Th

Cut and paste the pictures to the matching group.

Th Digraph



Not Th Digraph




Character

Label and Write about the Troll

Use the words below to label the parts of the Troll. Complete the sentence.

pointy ears	hair	big feet
big nose	tooth	torn shirt



The troll has a big _____ and
big _____.

Vocabulary

The Three Billy Goats Gruff Sentences



- The Billy goats wanted to cross the _____.
- The fields on the other side had lots of green _____.
- The goats liked to eat the grass and _____.
- Under the bridge lived a nasty _____.
- The troll did not want anyone to cross the _____.
- The big _____ charged at the troll.
- The troll fell into the _____ and was never seen again.
- The Billy goats rested under the _____.

Reading

Comprehension Passage: Goats

Read the passage about real goats. Answer the questions.

Goats, like sheep, were among the first domesticated animals. They were also the first animals to be used for milk. Some kinds of goats live on farms. They also live in places that are hilly such as mountains. A female goat is called a doe, or nanny goat. A male goat is called a buck, or Billy goat. A baby is called a kid. Goats eat grass and clover. They do not eat in cans, clothing, or garbage. Both the male and female goats can have a beard.



- Goats were the first animals used for:
 sugar
 milk
 water
- Goats live on:
 farms and mountains
 desert
 ocean
- A male goat is called a:
 Billy goat
 kid
 doe
- Goats eat:
 ice-cream
 garbage
 grass and clover

Story Elements

The Three Billy Goats Gruff

Label the Scene

Label the scene from The Three Billy Goats Gruff.

troll	Billy goat	bridge
river	sun	grass



THREE BILLY GOATS GRUFF

Sample Maths Activities

Counting

Name: _____

Three Billy Goats Gruff Counting
Count the objects from The Three Billy Goats Gruff.
Color the ten frame to show the number.

Number Words

Name: _____

Spin and Color the Number Words
Spin the spinner and color the rock with the matching number word.

three nine four five eight
five six two ten
eight one two one three
ten four four ten
six seven four eight ten
four two four four
six nine five one
two three one
two six eight

Subtraction

Name: _____

Color by Subtraction
Roll between one and three dice and subtract the total number from 20.
Color the matching result.

Making 10

Name: _____

Ways to Make 10: Decomposing Flowers
Color the flowers to show ways to make 10. Write the equations.

	$\square + \square = 10$
	$\square + \square = 10$
	$\square + \square = 10$
	$\square + \square = 10$
	$\square + \square = 10$
	$\square + \square = 10$
	$\square + \square = 10$
	$\square + \square = 10$
	$\square + \square = 10$
	$\square + \square = 10$

Sort by Size

Name: _____

Three Billy Goats Gruff Sort by Size
Sort the objects by size. Cut and paste.

large 		
medium 		
small 		

Measurement

Name: _____

Three Billy Goats Gruff Measurement
How long is each object? Use the rulers to measure.





_____ inches
 _____ inches
 _____ inches
 _____ inches

THREE BILLY GOATS GRUFF

ACTIVITY CLOSE-UP

Name: _____

The Three Billy Goats Gruff Story Map

CHARACTERS	SETTING
<p>Three Billy Goats Troll</p> 	
PROBLEM	SOLUTION
	

© United Teaching



THREE BILLY GOATS GRUFF


ACTIVITY CLOSE-UP

Name: _____


Three Billy Goats Gruff Measurement

How long is each object? Use the rulers to measure.

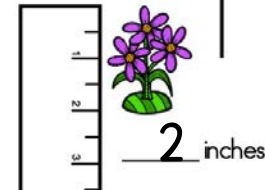
8 inches



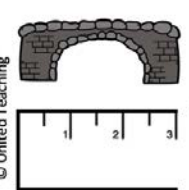
7 inches



8 inches



2 inches



3 inches



4 inches

© United Teaching



SNOW WHITE

List of Activities

- Letter Sort for the Letter S
- I Can Write the Letter S Handwriting Page
- Letter Maze (uppercase and lowercase)
- ABC Order
- Beginning Sounds
- Syllables
- Color by Word Family (-ow)
- Color by Word Family (-ite)
- Spin and Color the Apples (Color Words)
- Snow White and the Seven Dwarfs Label the Scene I
- Snow White and the Seven Dwarfs Label the Scene II
- Describe the Setting: Castle
- Describe the Setting: Queen's Bedroom
- Describe the Setting: Dwarf's Cottage
- Label Snow White
- Label Queen
- Label Dwarf
- Describe the Character: Snow White
- Describe the Character: The Wicked Queen
- Describe the Character: The Dwarfs
- Adjective Match
- Noun Sort
- Snow White and the Seven Dwarfs Sentences
- Snow White and the Seven Dwarfs Punctuation
- Snow White and the Seven Dwarfs: True or False
- Snow White Story Map
- Snow White and the Seven Dwarfs Story Order using Pictures
- Snow White and the Seven Dwarfs Story Order using Text
- If I was Snow White writing prompt
- Snow White Fairy Tale Lesson writing prompt
- Favorite Character Writing Prompt
- Least Favorite Character Writing Prompt
- Favorite Part of the Fairy Tale Writing Prompt x2
- Snow White vs The Queen (Venn Diagram Comparison)
- Snow White and the Seven Dwarfs Word Search
- Snow White and the Seven Dwarfs Crossword
- Spin and Color a Ten Frame on Apples
- Apple Ten Frames
- Snow White and the Seven Dwarfs Number Maze
- Snow White and the Seven Dwarfs Making Ten
- Snow White and the Seven Dwarfs Color by Addition
- Addition and Subtraction Puzzle
- Snow White and the Seven Dwarfs Measurement

SNOW WHITE

Sample Literacy Activities

Story Order

Name: _____

Snow White and the Seven Dwarfs Story Order

Cut and paste the pictures of the story in the correct order.




1	2	3
4	5	6



Story Elements

Name: _____

Snow White and the Seven Dwarfs Story Map


CHARACTERS	SETTING
	
PROBLEM	SOLUTION
	

Character

Name: _____

Describe the Character: The Wicked Queen

Use the words in the Word Bank to help you.



Word Bank
evil wicked
mean scary
nasty angry
unkind sneaky
beautiful
powerful

Setting

Name: _____

Describe the Setting: Dwarf's Cottage

Describe the cottage from Snow White and the Seven Dwarfs. Use the words in the Word Bank to help you.



Word Bank
forest tree
dwarf seven
messy dusty
dirty clean
fresh birds
surrounded

Grammar

Name: _____

Noun Sort

Sort the images by type of noun.

Person

--	--	--

Place

--	--	--

Thing

--	--	--



ABC Order

Name: _____

ABC Order

Cut and paste in alphabetical order.

a	
b	
c	
d	
e	
f	
g	
h	
i	
j	
k	
l	
m	
n	
o	
p	
q	
r	
s	
t	
u	
v	
w	
x	
y	
z	

Groupy

Snow White

Bashful

Queen

Happy

Mirror

Prince

Dopey



SNOW WHITE

Sample Math Activities

Addition

Name: _____

Color by Addition
Roll two dice and add the numbers. Color the matching result.

10
5

Ten Frames

Name: _____

Apple Ten Frames
Color the ten frames to show the number.

14 16
12 19
18 17
20 13

Counting

Name: _____

Number Maze
Help Snow White find her way through the forest to the Seven Dwarfs' cottage. Stamp the numbers in order from 1 to 50.

1 2 3 4 9 20 15 12 22 18
12 10 8 5 6 7 8 29 30 47
17 16 15 14 13 2 9 28 31 9
18 11 26 37 12 11 10 27 32 10
19 20 21 22 23 24 25 26 33 16
8 41 40 39 38 37 36 35 34 10
30 42 43 28 10
27 45 44 34 50
15 46 47 48 49

Setting

Name: _____

Making 10
How many more apples does the Queen need to make 10?

4 + = 10 5 + = 10 1 + = 10
6 + = 10 7 + = 10
10 + = 10 3 + = 10
9 + = 10 2 + = 10 8 + = 10

Measurement

Name: _____

Snow White Measurement
Measure each object and write the units.

units units units
units units units
units units units

Addition & Subtraction

Name: _____

Addition and Subtraction Puzzle
Solve the addition & subtraction puzzle.

8 - 2 = 5 = - 8 8 - 3 =
- 3 = 10 = - 4 4 = - 5
- 2 = 16 = + 3 8 = - 6
- 10 = 2 = - 1 1 = - 6
- 15 = - 1 = + 4 6 =
- 5 = 7 = - 2 10 =

SNOW WHITE

ACTIVITY CLOSE-UP



Name: _____

Snow White and the Seven Dwarfs True or False

Read each statement. If the statement is true stamp the face with the smile. If the statement is false, stamp the face with the frown.

Snow White ate a poisoned orange.



The Huntsman obeyed the Queen.



Snow White lived with the seven Dwarfs.



The Queen gave a poisoned apple to a Dwarf.



The Queen was a loving and caring stepmother.



The Prince kissed Snow White, and she woke up.



The Huntsman let Snow White run away and hide in the forest.



There were six dwarfs.



© United Teaching



SNOW WHITE

ACTIVITY CLOSE-UP

Name: _____

Spin and Color a Ten Frame 1-10

Spin and color the matching ten frame.

5	2
8	7
1	4
9	6
3	10

HANSEL AND GRETEL

List of Activities

- Letter Sort for the Letter H
- I Can Write the Letter H Handwriting Page
- Letter H Maze
- Trace and Write the ABCs (uppercase and lowercase)
- ABC Order
- The Sounds of Gr Blend
- Beginning Sounds
- Syllables
- Color by Word Family (-an)
- Color by Word Family (-et)
- I Spy -an and -et words
- Hansel and Gretel Label the Scene I
- Hansel and Gretel Label the Scene II
- Describe the Setting: Witch's House (Gingerbread House)
- Label and Write about Hansel
- Label and Write about Gretel
- Label and Write about the Witch
- Describe the Character: Hansel
- Describe the Character: Gretel
- Describe the Character: The Witch
- Adjective Match
- Hansel and Gretel Sentences
- Hansel and Gretel Punctuation
- Hansel and Gretel: True or False
- Hansel and Gretel Story Map
- Hansel and Gretel Story Order using Pictures
- Hansel and Gretel Story Order using Text
- If I was Hansel and Gretel writing prompt
- Hansel and Gretel Fairy Tale Lesson writing prompt
- Favorite Character Writing Prompt
- Least Favorite Character Writing Prompt
- Favorite Part of the Fairy Tale Writing Prompt
- Hansel and Gretel Word Search
- Hansel and Gretel Crossword
- Hansel and Gretel Gumdrop Counting
- Spin and Color a Ten Frame on Bread
- Ways to Make 10 with Gumdrops
- Numbers 1 - 50 Maze
- Hansel and Gretel Color by Addition
- Hansel and Gretel Color by Subtraction
- Addition and Subtraction Puzzle
- Hansel and Gretel Measurement: Which object is heavier?
- Hansel and Gretel Graphing
- Reading Comprehension: Gingerbread

HANSEL AND GRETEL

Sample Literacy Activities

Story Order

Hansel and Gretel Story Order

Cut and paste the pictures of the story in the correct order.

1	2	3
4	5	6

Phonics

Syllables

Say the name for each word. Color the matching number of syllables.

 3 1 2	 2 1 3	 3 2 1
 1 3 2	 3 1 2	 3 1 2
 2 1 3	 1 3 2	 2 1 3

Word Families

Color by Word Family

Color using the ran word family code below.

can pan fan ran ban

Vocabulary

Hansel and Gretel Label the Scene

Label the scene from Hansel and Gretel.

Witch	Hansel	Gretel
cage	window	Food

Grammar

Hansel and Gretel Punctuation

Cut and paste the correct punctuation mark to complete each sentence.

Is the oven hot	
Gretel opened the cage to let Hansel out	
We're lost	
The bird ate the bread crumbs	
Which way do we go	
Hansel and Gretel lived happily ever after	
Look at the treasure	
Do you know who lives in the gingerbread house	

? ! . ? ! . ? .

Character

Describe the Character: Witch

Use the words in the Word Bank to help you.

Word Bank	
scary	nast
mean	sneak
trick	old
frail	evil
horrible	
trapped	

HANSEL AND GRETEL

Sample Math Activities

Counting

Name: _____

Numbers 1 - 50
Help Hansel and Gretel find her way home. Dot the numbers from 1 to 50.

1	2	3	4	5	6
7	8	9	10	11	12
13	14	15	16	17	18
19	20	21	22	23	24
25	26	27	28	29	30
31	32	33	34	35	36
37	38	39	40	41	42
43	44	45	46	47	48
49	50				

Graphing

Name: _____

Hansel and Gretel Graphing
Count the candy on the gingerbread house. Color the matching number on the graph.

1	2	3	4	5	6	7	8	9	10

Measurement

Name: _____

Hansel and Gretel Measurement
The Witch wanted to fatten up Hansel. Color the object that is heavier.

Ten Frames

Name: _____

Hansel and Gretel Counting
Count the gumdrops from Hansel and Gretel. Write the matching numeral.

Addition & Subtraction

Name: _____

Addition and Subtraction Puzzle
Solve the addition & subtraction puzzle.

$8 + 4 = \square$ $\square + 4 = \square$ $\square - 8 = \square$
 $\square - 5 = \square$ $\square - 9 = \square$ $\square - 4 = \square$ $\square - 3 = \square$
 $\square - 3 = \square$ $\square - 8 = \square$ $\square - 4 = \square$ $\square - 3 = \square$
 $\square - 10 = \square$ $\square + 15 = \square$ $\square - 4 = \square$
 $\square - 8 = \square$ $\square + 5 = \square$ $\square + 6 = \square$ $\square - 3 = \square$
 $\square - 10 = \square$ $\square - 1 = \square$ $\square - 4 = \square$ $\square + 6 = \square$
 $\square - 2 = \square$ $\square + 2 = \square$ $\square + 1 = \square$ $\square = 20$

Making 10

Name: _____

Making 10
How many more gumdrops are needed to make 10?

$3 + \square = 10$	$8 + \square = 10$	$10 + \square = 10$
$5 + \square = 10$	$2 + \square = 10$	
$9 + \square = 10$	$4 + \square = 10$	
$7 + \square = 10$	$10 + \square = 10$	$6 + \square = 10$

HANSEL AND GRETEL

ACTIVITY CLOSE-UP

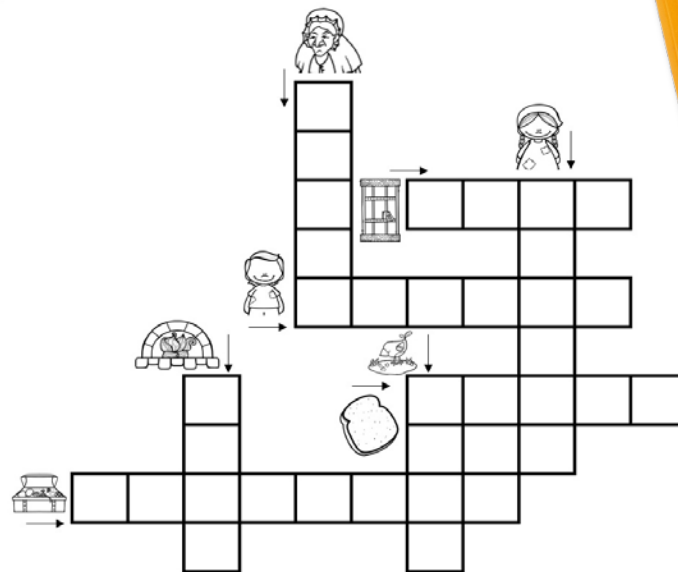


Name: _____

Hansel and Gretel Crossword

Use the vocabulary words to complete the crossword.

Hansel	Gretel	Witch
bread	bird	cage
treasure	oven	



© United Teaching



HANSEL AND GRETEL

ACTIVITY CLOSE-UP

Name: _____

Reading Comprehension: Gingerbread

Read the passage. Answer the comprehension questions.

Gingerbread is made from ginger, cinnamon, cloves, nutmeg, cardamom, anise and is sweetened with molasses or honey. After "Hansel and Gretel" was published, gingerbread houses became very popular in Germany. The tradition of making gingerbread and building gingerbread houses was brought to America by early German settlers. This tradition is popular around Christmas time.



Gingerbread is made from:

- flour, milk, eggs
- ginger, cinnamon, nutmeg
- fruit and vegetables

In which country did gingerbread houses become popular:

- Norway
- France
- Germany

Gingerbread was brought to America by

- plane
- early German settlers
- Hansel and Gretel

Gingerbread houses are traditionally made during:

- Easter
- 4th of July
- Christmas

© United Teaching



SLEEPING BEAUTY

List of Activities

- Letter Sort for the Letter B
- Letter Sort for the Letter S
- I Can Write the Letter B Handwriting Page
- I Can Write the Letter S Handwriting Page
- Letter B Maze
- Letter S Maze
- Trace and Write the ABCs (uppercase and lowercase)
- ABC Order
- Beginning Sounds
- Color by Word Family (ee)
- Color by Word Family (ea)
- I Spy ee and ea words
- Sleeping Beauty Label the Scene I
- Sleeping Beauty Label the Scene II
- Describe the Setting: Castle
- Label the Wicked Fairy
- Label a Fairy
- Label and Describe Sleeping Beauty
- Describe the Character: Sleeping Beauty
- Describe the Character: Wicked Fairy
- Adjective Match

- Sleeping Beauty Sentences
- Sleeping Beauty Punctuation
- Sleeping Beauty True or False
- Sleeping Beauty Story Map
- Sleeping Beauty Story Order using Pictures
- Sleeping Beauty Story Order using Text
- If I was Sleeping Beauty writing prompt
- Sleeping Beauty Lesson writing prompt
- Favorite Character Writing Prompt
- Least Favorite Character Writing Prompt
- Favorite Part of the Fairy Tale Writing Prompt x2
- Sleeping Beauty Word Search
- Sleeping Beauty Crossword
- The Good and the Wicked Fairy Comparison
- Spinning Wheels Comprehension Passage
- Sleeping Beauty Color by Number
- Ten Frame Puzzle
- Skip Counting by 3s
- Sleeping Beauty Number Words
- Race to 100
- Addition and Subtraction Puzzle
- Sleeping Beauty Measurement

SLEEPING BEAUTY

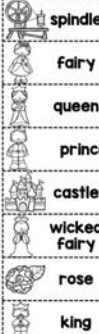
Sample Literacy Activities

ABC Order

Name: _____

ABC Order

Cut and paste in alphabetical order.



a	
b	
c	
d	
e	
f	
g	
h	
i	
j	
k	
l	
m	
n	
o	
p	
q	
r	
s	
t	
u	
v	
w	
x	
y	
z	

Phonics

Color by Word Family

Color using the ee word code below.




deep keep shee weep beep

Character

Label the Wicked Fairy

Use the words below to label the parts of the Wicked Fairy.

crown	hair	collar
dress	frown	smirk



Setting

Describe the Setting: Cottage

Describe the cottage from Snow White and the Seven Dwarves. Use the words in the Word Bank to help you.



Word Bank	
forest	trees
dwarf	fa
animals	ca
home	clea
fresh	birds
surrounded	

Story Order

Sleeping Beauty Story Order

Cut and paste the pictures of the story in the correct order.

1	2	3
4	5	6



Grammar

Adjective Match

Color two adjectives that describe each character or object in the Sleeping Beauty.



SLEEPING BEAUTY

Sample Math Activities

Numbers

Name: _____

Sleeping Beauty Color by Number
Color the picture using the color code.

1	2	3	4	5	6
7	8	9	10	11	12

Measurement

Name: _____

Sleeping Beauty Measurement
Write the number of units for each Sleeping Beauty object.

Number Words

Name: _____

Sleeping Beauty Number Words
Read the number words.
Color the ten frame to show the number.

seven	two	nine
four	six	one
eight	three	ten

Ten Frames

Name: _____

Ten Frame Puzzle
Cut and paste the ten frame strips in the correct order from 1 to 10.

Counting

Name: _____

Race to 100
Take turns spinning the spinner.
Color the matching number of roses.
The player to color all roses first wins.

Player 1

Player 2

Skip Counting

Name: _____





Skip Counting by 3s
Cut and paste the numbers to show counting by 3s.
Use the three fairies to help you count.

SLEEPING BEAUTY

ACTIVITY CLOSE-UP

Name: _____

Sleeping Beauty Story Map

CHARACTERS	SETTING
	
PROBLEM	SOLUTION
	

© United Teaching





SLEEPING BEAUTY

ACTIVITY CLOSE-UP

Name: _____

Beginning Sounds

Color the matching beginning sound for each Sleeping Beauty object.

 f d c	 f s n	 c s m
 m s j	 q b c	 q b c
 r g t	 b h p	 f e k

© United Teaching

FAIRY TALES BUNDLE

Looking for More

STORY ELEMENTS POSTERS



[Click here to Download](#)



THANK YOU FOR YOUR PURCHASE

Thanks for downloading this product! I hope it meets your needs and your children enjoy doing the activities. If you have any questions or suggestions please do not hesitate to contact me.

FIND ME



Basia 

info@unitedteaching.com

TERMS OF USE

Copyright ©2015 United Teaching - All rights reserved.

The purchase of a product entitles the purchaser the right to use the product for personal and single classroom purposes only.

Posting the product in whole or in part on the Internet in any form is strictly prohibited and is a violation of the Digital Millennium Copyright Act (DMCA).

CLIPART AND FONTS

Clip art: Whimsy Clips, Educlips, Creative Clips, Graphics from the Pond, Scrappin Doodles, Pink Cat Studio, RamonaM Graphics, Ross's Jungle. Teacher's Scrapbook, Zip-a-Dee Doo-Dah, The Cher Room, Ashley Hughes, The Painted Crow, Dancing Crayon Designs, Creating4theClassroom, Mixed Up Markers, Dazzling Clips.

Fonts: Kimberly Geswein Fonts, Farrah Henley Education

Audio Clips: 

