

APRIL MATH AND LITERACY



PRINT AND DIGITAL




APRIL MATH AND LITERACY

Are you looking for math and literacy activities that are fun but also target essential skills and outcomes? These NO PREP and DIGITAL monthly activities have been designed to be highly engaging and are sure to make your students excited about learning.

The April Math and Literacy packet includes 100 pages of no prep math and literacy activities as well as 117 digital slides with audio instructions for Google SlidesTM. This will meet your teaching needs whether you are teaching in the classroom, online, or a mixture of both! The Google Slides can be assigned in Google Classroom and used for virtual learning on Google Classroom, or for in-classroom learning on tablets, smartboards or computers.

The April Math and Literacy activities are ideal:


- Morning Work
 - Independent Practice
 - Substitute Teachers
 - Math and Literacy Centers
 - Digital Learning Activities
 - Distance Learning
- 



APRIL MATH AND LITERACY

The April Math and Literacy packet theme is Spring Animals and Easter. Skills and outcomes covered include:

- Numbers 1-10
- Numbers 1-20
- Numbers 1-50
- Numbers 1-100
- Ten Frames
- Subitizing
- Number Order
- Skip Counting by 2, 5, and 10
- Comparing Numbers
- Tens and Ones
- Number Words
- Making 10
- Number Bonds for 5
- Number Bonds for 10
- Addition
- Subtraction
- Patterns
- 2D and 3D Shapes
- Graphing
- Measurement
- Time
- Coins

- ABC Order
 - Uppercase and Lowercase Letters
 - Consonants and Vowels
 - Syllables
 - Sight Words (Primer)
 - Beginning Sounds
 - Ending Sounds
 - Missing vowels
 - CVC Word Families
 - Scrambled Sentences
 - Favorite Easter Activity
 - Easter Words
 - Spring Animals
 - Spring Word Search
 - Easter Word Search
 - Label the Easter Bunny
 - Label the Parts of a Butterfly
 - Lifecycle of a Butterfly
- 

APRIL MATH AND LITERACY

Count and Color I-10 Name: _____
Count the birds. Color the ten frame to match the number.

Bunny Ten Frames Name: _____
Color the ten frame to match the numeral.

Trace and Color I-10 Name: _____
Trace the number. Color the ten frame.

Ten Frames Name: _____
Spin and color the matching ten frame.

Counting I-10 Name: _____
Count the chicks. Cut and paste the matching number.

Number Words I-10 Name: _____
Color the matching number.

Color by Code: Number Words I-10 Name: _____
Color the matching number.

Number Match Name: _____
Color the lily pad that match the number.

Number Match Name: _____
Color the lily pad that match the number.

Number Compare Name: _____
Count the ducks. Write the number in the square. Write the comparison symbol.

Number Compare Name: _____
Count the butterflies. Cut and paste the comparison signs.

Trace the Numbers Name: _____
Trace the numbers.

Numbers to 20 Name: _____
Cut and paste the numbers.

Number Maze I-20 Name: _____
Color the numbers I-20 in order.

One Less and One More Name: _____
Write the number that is one less and the number that is one more.

Spin and Color One More Name: _____
Spin a number. Color the number that is one more.

Ten Frames II-20 Name: _____
Color the matching number.

Count and Color II-20 Name: _____
Color the ten frame to match the number.

Spin and Color II-20 Name: _____
Spin and color the matching ten frame.

Number Words II-20 Name: _____
Color the matching number.

Color by Code: Number Words II-20 Name: _____
Color the matching number.

APRIL MATH AND LITERACY

APRIL MATH AND LITERACY

Name: _____

ABC ORDER

Fill in the missing letters to complete

A	B	C	D	E	F	G	H	I	J	K	L	M	N	O	P	Q
---	---	---	---	---	---	---	---	---	---	---	---	---	---	---	---	---

Name: _____

VOWELS MAZE

Color the vowel letters to find the way through the maze.

a	i	u	o	e	c
g	s	r	b	i	n
u	i	a	p	u	t
k	e	o			
s	m	d			
b	t	z			

Name: _____

ABC ORDER

Color the letters using ABC order to find the way through the maze.

a	c	g	h	i
b	a	f	j	b
c	d	e	k	c

Name: _____

ALPHABET MAZE

Color the letters using ABC order to find the way through the maze.

A	C	D	E	F	G
B	L	K	J	I	H

Name: _____

Beginning Sounds

Draw a line to the beginning sound.

b

Name: _____

Consonants and Vowels Sort

Cut and paste the letters.

Consonants	Vowels
------------	--------

Name: _____

ABC ORDER

Cut and paste the words using ABC order.

a	b	c	d	e	f	g	h	i	j	k	l	m	n	o	p	q	r	s	t	u	v	w	x	y	z
---	---	---	---	---	---	---	---	---	---	---	---	---	---	---	---	---	---	---	---	---	---	---	---	---	---

Name: _____

Syllables

Color the matching number of syllables.

butterfly	snail	caterpillar
1 2 3 4	1 2 3 4	1 2 3 4
frog	duck	

Name: _____

Ending Sounds

Write the ending sound. Write the complete word.

pot	po	
leg	le	
but	bu	
moon	mo	
jump	ju	

Name: _____

Beginning Sounds

Draw a line to the beginning sound.

t
g

Name: _____

Ending Sounds

Write the ending sound. Write the complete word.

dog	do	
pen	pe	
bird	bi	
fish	fi	

Name: _____

Vowel Sounds

Color the matching vowel sound.

d_p	b_d	l_g
a e i o u	a e i o u	a e i o u
c_p		
a e i o u		
h_t		
a e i o u		
c_t		
a e i o u		

Name: _____

Color by Word Family

Color using the word family color code.

ed	eg	em	en	et
id	ig	in	ip	

Name: _____

Color by Word Family

Color using the word family color code.

ob	og	op	oo	
ub	ug	um	un	ut

Name: _____

54 literacy pages

United Teaching

APRIL MATH AND LITERACY

Name: _____

Sight Words

Roll, read and trace the sight words.

get	
get	
will	
will	

Name: _____

Sight Words

Roll, read and trace the sight words.

are	went
are	went
no	ride
	ride

Name: _____

Sight Words

Roll, read and trace the sight words.

they	
they	
on	

Name: _____

Sight Words

Roll, read and trace the sight words.

but	at
but	at

Name: _____

Sight Words

Roll, read and trace the sight words.

have	am
have	am

Name: _____

Spring Animals

Trace the Spring word.

butterfly	caterpillar
snail	dragonfly
frog	duck
chick	

Name: _____

Scrambled Sentences

Easter	I	hunts.	like	egg

Easter	dye	some	eggs.	Let's

Name: _____

Sight Words

Roll, read and trace the sight words.

want	
want	
too	
too	
pretty	

Name: _____

Sight Words

Roll, read and trace the sight words.

eat	mu
eat	mu

Name: _____

Sight Words

Roll, read and trace the sight words.

ate	under
ate	under
soon	soon

Name: _____

Easter Words

Trace the Easter word.

egg	hunt
basket	bunny

Name: _____

Favorite Easter Activity

Color your favorite Easter activity. Complete the sentence.


go on an egg hunt	dye easter eggs	eat chocolate
-------------------	-----------------	---------------

My favorite _____ activity

Name: _____

I Can Label the Easter Bunny

Cut and paste the words to label Easter Bunny.




ear	basket
whiskers	chocolate

Name: _____

I Can Label a Butterfly

Cut and paste the words to label a butterfly.




wings	thorax
antenna	abdomen

Name: _____

Life Cycle of a Butterfly

Cut and paste.



Name: _____

Easter Word Search

Find the Easter words.

egg	hunt
lamb	jellybeans
chocolate	bunny

e	r	c	w	h	m	h	j
p	t	h	b	a	s	k	e
s	i	o	p	n	k	s	c
q	u	c	b	r	e	l	a
f	n	o	w	t	p	a	w
k	p	l	m	p	k	r	n
s	i	a	i	e	n	f	a
v	a	t	e	r	a	i	n
t	s	e	g	g	w	i	t
j	e	l	l	y	b	e	a
b	i	s	n	i	y	n	r
i	u	t	m	y	c	k	i

Name: _____

Spring Animals Word Search

Find the Spring animal words.

butterfly	dragonfly	bunny
snail	duck	chick
frog	caterpillar	

c	h	i	c	k	m	h	j	p	d	i	d
i	t	d	b	s	n	a	i	l	t	n	r
o	i	w	p	a	k	s	c	s	o	h	a
b	u	t	t	e	r	f	l	y	c	g	g
e	n	o	w	t	l	a	b	e	u	a	o
r	p	c	m	p	k	r	u	b	p	r	n
s	i	o	i	e	n	f	n	r	i	d	f
v	a	l	e	r	a	r	n	e	d	e	l
t	h	a	t	g	w	o	y	a			
d	u	c	k	b	o	g	t				
b	i	s	n	i	y	n	r				
c	a	t	e	r	p	i	l				

APRIL MATH AND LITERACY

Digital Math Activities

I-10 Count the birds. Slide the matching number.

1 2
3 4
5 6
8 7
9 10

I-10 Count the bugs. Slide the matching number.

1 2
3 4
5 6
8 7
9 10

I-10 Count the chicks. Type the number.

1 2
3 4
5 6
8 7
9 10

I-10 Slide the number to the matching ten frame.

8 1 7 3 10 6 2 4 9 5

I-10 Slide the number to match the number word.

3 5
7 1
9 6
2 10
4 8

10 slides

I-10 Slide the eggs to the ten frame to show the number.

1

2 slides

I-10 Cover the lily pad that match the number.

1 2 3 4 5

I-10 Count and type the number. Drag the comparison symbol.

1 2 3 4 5 6 7 8 9 10

I-10 Drag the counter to show the greater amount.

5 3 8 5 4 2
8 10 2 6 3 7
6 8 7 4 9 6

I-10 Count the butterflies. Slide the comparison sign.

< >

I-10 Compare the numbers. Slide the comparison sign.

5 8 7 9
4 2 6 3
7 5 4 1
3 4 8 4
5 10 9 6

I-20 Slide the numbers 1-20 in number order.

11 17 2 5
19 3 15 12
1 20 4 18
7 13 10 9
14 6 16 8

I-20 Count from 1-20 to find the way through the maze.

Start 1 3 4 10 11 12
5 2 6 5 9 15 13
6 3 7 4 8 16 14
7 4 5 6 7 17 15
8 15 16 14 12 14 16
9 14 17 15 13 18 17
10 13 18 16 17 19 20
11 12 19 18 19 20

I-20 Slide the number to the matching ten frame.

12 13
14 15
16 17
18 19
20

10 slides

I-10 Slide the eggs to the ten frame to show the number.

11

70
math
slides

APRIL MATH AND LITERACY

Digital Math Activities

Preview

1-20 Slide the number to match the number word.

1-20 Type the number that comes before and after.

1-20 Look at the tens and ones. How many is all?

1-20 Skip count by 2s. Slide the numbers.

1-20 Count and type the number. Drag the comparison symbol.

1-20 Compare the numbers. Slide the comparison sign.

1-50 Skip count by 5s. Type the numbers.

1-50 Skip count by 10s. Type the numbers.

1-30 Count from 1-30 to find the way through the maze.

1-50 Count from 1-50 to find the way through the maze.

1-20 Add the flies. Type the answer in the box.

1-5 Type the number to complete the number bond. Use the five frame and the counters to help you find the answer.

1-10 How many more to make 10? Type the answer in the box. Use the ten frame and the counters to help you find the answer.

1-10 Type the number to complete the number bond. Use the ten frame and the counters to help you find the answer.

1-10 Add the numbers. Type the answer in the box. Use the ten frame and the counters to help you find the answer.

APRIL MATH AND LITERACY

Digital Math Activities

I-10 Add the numbers. Type the answer in the boxes.

2 + 4 = 6
7 + 3 = 10
2 + 5 = 7
8 + 2 = 10

I-5 Solve the subtraction fact. Cross out the ladybugs to help you find the answer.

5 - 2 = 5 - 4 =
5 - 1 = 5 - 3 =
5 - 5 = 5 - 0 =

I-10 Solve the subtraction fact. Cross out the ladybugs to help you find the answer.

10 - 8 = 10 - 5 = 10 - 3 =
10 - 4 = 10 - 7 =
10 - 2 = 10 - 9 =

Build the patterns to match the pattern code.

ABA
ABB
ABC
AAB
AABB

Count the pennies. Type the answer.

Slide the animals to build the graph. Type how many.

5
4
3
2
1

Time Type the time.

Use the cubes to measure the length. Type the answer.

Use the cubes to measure the height. Type the answer.

APRIL MATH AND LITERACY

Digital Literacy Activities

ABC Slide the missing letters in ABC order.

ABC Use ABC order to show the way through the maze.

ABC Use ABC order to show the way through the maze.

ABC Cover the vowel letters to find the way through the maze.

ABC Sort the letters.

Drag the counter to the matching number of syllables.

15 slides

ABC Slide the counter to the matching beginning sound.

Drag the counters to the pictures with the matching vowels.

12 slides

Drag the ending sound.

Complete the word by sliding the word family letters.

Complete the word by sliding the word family letters.

Complete the word by sliding the word family letters.

Complete the word by sliding the word family letters.

Complete the word by sliding the word family letters.

8 slides

Roll, read, and cover the sight word.

was they she on that he
was they she on that he
was they she on that he
was they she on that he
was they she on that he

APRIL MATH AND LITERACY

Name: _____

Addition Crossword

Write the missing number to complete the addition fact.

2	+		=	4
+			+	
			2	= 8
=			+	
7	+	3	=	
	+		=	
		5	= 8	+
	=		+	
	+	6	=	7
			=	
			9	+

Name: _____


Measuring Length







Color the cubes to show the length. Write the number of cubes.

	<input type="text"/>
	<input type="text"/>
	<input type="text"/>
	<input type="text"/>
	<input type="text"/>
	<input type="text"/>
	<input type="text"/>

APRIL MATH AND LITERACY


Name: _____






















 **Ending Sounds**
Write the ending sound. Write the complete word.

	do		
	pe		
	ri		
	na		
	nu		
	ru		


© United Teaching

Name: _____

 **Color by Word Family**
Color using the word family color code.

ad	am	an	ap	at
				
				
				
				
				

Short a



I-10

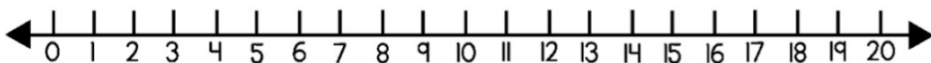
Cover the lily pad that match the number.



1	2	3	4	5	

I-20

Add the flies. Type the answer in the box.



$$\begin{array}{c} \text{5 flies} \\ \text{1 fly} \end{array} + \begin{array}{c} \text{1 fly} \\ \text{0 flies} \end{array} = \boxed{}$$

$$\begin{array}{c} \text{1 fly} \\ \text{0 flies} \end{array} + \begin{array}{c} \text{5 flies} \\ \text{1 fly} \end{array} = \boxed{}$$

$$\begin{array}{c} \text{5 flies} \\ \text{2 flies} \end{array} + \begin{array}{c} \text{2 flies} \\ \text{0 flies} \end{array} = \boxed{}$$

$$\begin{array}{c} \text{2 flies} \\ \text{1 fly} \end{array} + \begin{array}{c} \text{0 flies} \\ \text{5 flies} \end{array} = \boxed{}$$

$$\begin{array}{c} \text{1 fly} \\ \text{0 flies} \end{array} + \begin{array}{c} \text{2 flies} \\ \text{0 flies} \end{array} = \boxed{}$$

$$\begin{array}{c} \text{0 flies} \\ \text{1 fly} \end{array} + \begin{array}{c} \text{2 flies} \\ \text{0 flies} \end{array} = \boxed{}$$

$$\begin{array}{c} \text{5 flies} \\ \text{2 flies} \end{array} + \begin{array}{c} \text{2 flies} \\ \text{1 fly} \end{array} = \boxed{}$$

$$\begin{array}{c} \text{5 flies} \\ \text{1 fly} \end{array} + \begin{array}{c} \text{2 flies} \\ \text{2 flies} \end{array} = \boxed{}$$

Use the cubes to measure the length. Type the answer.



--	--	--	--	--	--	--	--	--	--	--

© United Teaching

Complete the word by sliding the word family letters.



j

h

p

m

r



c

f

s

r

c

ad

am


an

ap

at

© United Teaching

Drag the ending sound.



g

m

t

© United Teaching

THANK YOU FOR YOUR DOWNLOAD

Thanks for downloading this product! I hope it meets your needs and your children enjoy doing the activities. If you have any questions or suggestions please do not hesitate to

FIND ME



Basia 

info@unitedteaching.com

TERMS OF USE

Copyright ©2015 United Teaching - All rights reserved.

The purchase of a product entitles the purchaser the right to use the product for personal and single classroom purposes only.

Posting the product in whole or in part on the Internet in any form is strictly prohibited and is a violation of the Digital Millennium Copyright Act (DMCA).

CLIPART AND FONTS

Clip art: Whimsy Clips, Educlips, Creative Clips, Graphics from the Pond, Scrappin Doodles, Pink Cat Studio, RamonaM Graphics, Ross's Jungle. Teacher's Scrapbook, Zip-a-Dee Doo-Dah, The Cher Room, Ashley Hughes, The Painted Crow, Dancing Crayon Designs, Creating4theClassroom, Mixed Up Markers, Dazzling Clips.

Fonts: Kimberly Geswein Fonts

Audio Clips:  **the SOUND studio**
BY THE PRIMARY BRAIN

