

FEBRUARY

MATH AND LITERACY CENTERS



43

CENTERS

KINDERGARTEN



FEBRUARY CENTERS


The February Math and Literacy Centers are sure to be a hit with your students! The Valentine's Day math and literacy activities are a versatile and engaging way for students to work with a variety of Kindergarten skills and outcomes. Students can complete the activities using printable spinners and cards OR the digital dice. This provides flexibility with teaching in the classroom or with distance learning.

The February centers and activities are a ton of fun and easy to prep.

Each math and literacy center includes:

- colorful activity mats
- Ink-saving worksheets
- printable spinners or cards
- digital dice

To complete the activities, the only supplies you need are small math manipulatives such as math cubes or pencils, markers, and crayons.






FEBRUARY CENTERS

Included in the February Math and Literacy Centers are:

- 43 colorful math and literacy centers
- 59 worksheets
- 35 virtual dice

The February Centers theme is Valentine's Day. Skills and outcomes covered include:

- | | |
|--|--|
| <ul style="list-style-type: none">• Numbers 1-10• Numbers 1-20• Number Order• Skip Counting by 2, 5, and 10• Number Words• Tens and Ones• Tally Marks• Number Comparison• Making 10• Number Bonds for 5 and 10• Addition• Subtraction• Patterns• 2D Shapes• Graphing | <ul style="list-style-type: none">• Letter Identification• Consonants and Vowels• Uppercase and Lowercase Letters• Letter Writing• Syllables• ABC Order• Primer Sight Words• Phoneme Substitution for Middle Sounds in CVC Words (Change the Vowel)• Beginning Sounds• Middle Sounds• Ending Sounds• Rhyming Words• Word Families• Long and Short Vowels• Valentine's Day Vocabulary |
|--|--|
- 



FEBRUARY CENTERS

Using the digital dice and activities couldn't be easier! Each digital dice is a PowerPoint presentation. All you need to do is play the slideshow and with the press of a button, click of a mouse, or swipe on a touchpad, the dice will roll on your screen. The best part is that these dice are not limited by six sides like traditional dice.




IN ORDER FOR THE DIGITAL DICE TO WORK, THEY MUST BE PLAYED IN PRESENTATION MODE IN MICROSOFT POWERPOINT. THE DIGITAL DICE ARE COMPATIBLE WITH POWERPOINT MOBILE AND THE DESKTOP VERSIONS OF POWERPOINT (PowerPoint versions 2007 or later AND Macintosh PowerPoint 2013). THE DIGITAL DICE DO NOT WORK IN POWERPOINT FOR THE WEB, GOOGLE SLIDES OR KEYNOTE.



43 KINDERGARTEN MATH AND LITERACY CENTERS













PRINT AND DIGITAL DICE OPTIONS



COLOR AND WORKSHEETS

BEGINNING SOUNDS


_et 	_ot 	_ad 	_ip 	_ub 
_od 	_ag 	_un 	_en 	_in 

Beginning Sounds













BEGINNING SOUNDS

Write the missing sound.



Name: _____

 _et	 _ot	 _ad	 _ip	 _ub
 _od	 _ag	 _un	 _en	 _in

59

worksheets

FEBRUARY MATH CENTERS

Math Center	Digital Dice Name	Printable Supplies	Standard
Count and Cover Candy Hearts 1-10	Numbers 1-10, Number Words 1-10	Number Cards 1-10 or Spinner 1-10	K.CC.B.4, K.CC.B.5
Count and Cover Roses with Fish 1-10	Numbers 1-10, Number Words 1-10	Number Cards 1-10 or Spinner 1-10	K.CC.B.4, K.CC.B.5
Count and Cover Chocolates 1-10	Numbers 1-10, Number Words 1-10	Number Cards 1-10 or Spinner 1-10	K.CC.B.4, K.CC.B.5
Build a Number: Ten Frame 1-10	Numbers 1-10	Number Cards 1-10 or Spinner 1-10	K.CC.B.4
Number Words 1-10	Numbers 1-10	Number Cards 1-10 or Spinner 1-10	
Ten Frames 1-10	Numbers 1-10, Number Words 1-10	Number Cards 1-10 or Spinner 1-10	K.CC.B.4, K.CC.B.5
Counting on from 1-10	Numbers 1-10	Number Cards 1-15 and Spinner 1-10	K.CC.A.2
Tally Marks 1-10	Numbers 1-10	Number Cards 1-10 or Spinner 1-10	K.CC.B.4, K.CC.B.5
Number Comparison 1-10	Number Comparison 1-10	2x Number Cards 1-10 or Double Spinner 1-10 Mat	K.CC.C.6, K.CC.C.7
Build a Number: Ten Frames 1-20	Numbers 1-20	Number Cards 1-20	K.CC.B.4
Counting on from 11-20	Numbers 11-20	Number Cards 11-25 and Spinner 11-20	K.CC.A.2
Ten Frames 11-20	Numbers 11-20, Number Words 11-20	Number Cards 11-20	K.CC.B.4, K.CC.B.5
Numbers Before and After	Numbers 1-20	Number Cards 1-20 and Spinner 1-20	K.CC.A.2
Base Ten Blocks: Tens and Ones	Numbers 1-20	Number Cards 1-20	K.NBT.A.1
Number Comparison 1-20 (2 versions)	Number Comparison 1-20, Comparison Symbol Cards	2x Number Cards 1-20, Comparison Symbol Cards, Spinner 1-20	K.CC.C.6, K.CC.C.7
Number Words 11-20	Numbers 11-20	Number Cards 11-20 or Spinner 11-20	
Skip Counting by 2, 5, and 10	N/A	Skip Counting Number Cards	K.CC.A.1
Making 5 Number Bonds	Numbers 1-5	Number Cards 1-5 and Spinner 1-5	K.OA.A.3
Making 10 Number Bonds	Numbers 1-20	Number Cards 1-10 and Spinner 1-10	K.OA.A.3, K.OA.A.4
Addition to 10 (2 versions)	Addition to 10	Double Spinner 1-5 Mat or Addition Candy Heart Cards	K.OA.A.2
Addition to 20	Numbers 1-10	Double Spinner 1-10 Mat	I.OA.C.6
Subtraction from 5	Numbers 1-5	Spinner 1-5 and Number Cards 1-5	K.OA.A.2, K.OA.A.5
Subtraction from 10	Numbers 1-10	Spinner 1-10 and Number Cards 1-10	K.OA.A.2
Subtraction from 20	Numbers 1-20	Numbers 1-20 Cards or 11-20 Spinner	I.OA.C.6
Heart Patterns	Heart Patterns	Heart Patterns Spinner and Heart Cards	
Valentine's Day 2D Shapes	2D Shapes	2d Shape Cards	K.G.A.2, K.G.B.4
Heart Graphing	Heart Graphing	Heart Spinner and Heart Cards	K.MD.B.3

FEBRUARY LITERACY CENTERS

Literacy Center	Digital Dice Name	Printable Supplies	Standard
Match the Lowercase Letters	Letters A-Z Uppercase	Alphabet Cards A-Z Uppercase	RF.K.1.D
Letter Writing / Tracing	Letters A-Z Tracing Uppercase / Lowercase	Letter Tracing A-Z Uppercase / Lowercase	RF.K.1.D
Alphabet Order Uppercase	Letters A-Z Uppercase	Alphabet Cards A-Z Uppercase	RF.K.1.D
Alphabet Order Lowercase	Letters A-Z Lowercase	Alphabet Cards A-Z Lowercase	RF.K.1.D
Consonants and Vowels	Letters A-Z Lowercase	Alphabet Cards A-Z Lowercase	RF.K.1.D
Valentine's Day Syllables	Valentine's Day Syllables	Valentine's Day Syllables	RF.K.2.B
Change the Vowels (11 Cards)	Change the Word Slides	Change the Word Cards + Mat	RF.K.2.E
Beginning Sounds Match	Beginning Sounds	Beginning Sounds	RF.K.2.D
Middle Sounds Match	Middle Sounds	Vowels Spinner	RF.K.2.D, RF.K.3.B
Ending Sounds Match	Ending Sounds	Ending Sounds Spinner	RF.K.2.D
Rhyming Words	Rhyming Words	Rhyming Words Picture Cards	RF.K.2.A
Word Families (Short a, short e, short i, short o, and short u)	Word Families Short Vowel Dice	Word Families Cards	RF.K.2.C
Long and Short Vowels	February Long and Short Vowels Dice	Long and Short Vowels Picture Cards	RF.K.3.B
Read and Cover Sight Words Set 1	Sight Words Set 1	Sight Word Cards	RF.K.3.C
Read and Cover Sight Words Set 2	Sight Words Set 2	Sight Word Cards	RF.K.3.C
Read and Cover Sight Words Set 3	Sight Words Set 3	Sight Word Cards	RF.K.3.C
Read and Cover Sight Words Set 4	Sight Words Set 4	Sight Word Cards	RF.K.3.C
Read and Cover Sight Words Set 5	Sight Words Set 5	Sight Word cards	RF.K.3.C
Valentine's Day Vocabulary	Valentine's Day Vocabulary	Valentine's Day Vocabulary	
Build a Sight Word	Sight Words Digital Dice	Sight Word Cards	RF.K.3.C

FEBRUARY MATH CENTERS

Math Center

Count and Cover Candy Hearts 1-10

Skill: Match the number of candy hearts to a numeral or number word.

Supplies: Numbers 1-10 Spinner OR Number Words 1-10 Spinner OR Numbers 1-10 Digital Dice OR Number Words 1-10 Digital Dice

Instructions: students match the number of candy hearts to the spinner or digital dice.

Print



With Digital Dice



Math Center

Count and Cover Roses 1-10

Skill: Match the number of roses to a numeral or number word.

Supplies: Numbers 1-10 Spinner OR Number Words 1-10 Spinner OR Numbers 1-10 Digital Dice OR Number Words 1-10 Digital Dice

Instructions: students match the number of roses to the spinner or digital dice.

Print



With Digital Dice



Math Center

Count and Cover Chocolates 1-10

Skill: Match the number of chocolates to a numeral or number word.

Supplies: Numbers 1-10 Spinner OR Number Words 1-10 Spinner OR Numbers 1-10 Digital Dice OR Number Words 1-10 Digital Dice

Instructions: students match the number of chocolates to the spinner or digital dice.

Print



With Digital Dice



FEBRUARY MATH CENTERS

Math Center

Ten Frame I-10

Skill: Count out objects on the ten frame to match the numeral.

Supplies: Numbers I-10 Spinner OR Numbers I-10 Cards or Numbers I-10 Digital Dice

Instructions: Students place the matching number of objects on the ten frame.



Print

With Digital Dice



Math Center

Number Words I-10

Skill: Read and cover the matching number word.

Supplies: Numbers I-10 Spinner OR Numbers I-10 Cards OR Numbers I-10 Digital Dice

Instructions: Students cover the matching number word.



Print

With Digital Dice



Math Center

Ten Frames I-10

Skill: Cover the matching ten frame.

Supplies: Numbers I-10 Spinner OR Numbers I-10 Cards OR Numbers I-10 Digital Dice

Instructions: Students cover the matching ten frame.



Print

With Digital Dice



FEBRUARY MATH CENTERS

Math Center

Counting On 1-10

Skill: Count on from a number between 1-10.

Supplies: Numbers 1-10 Spinner OR Numbers 1-10 Digital Dice AND Numbers 1-10 Cards

Instructions: Students write or place the matching number in the first square. Students count on in the following squares.



Print

With Digital Dice




Math Center

Tally Marks 1-10

Skill: Cover the matching number of tally marks.

Supplies: Numbers 1-10 Spinner OR Numbers 1-10 Cards OR Numbers 1-10 Digital Dice

Instructions: Students cover the matching number of tally marks.



Print

With Digital Dice



Math Center

Number Comparison 1-10

Skill: Build and compare numbers using a ten frame.

Supplies: Double Numbers 1-10 Spinner OR Numbers Comparison 1-10 Digital Dice with comparison symbols

Instructions: Students write and build the number before comparing to find the largest number.



Print

With Digital Dice



FEBRUARY MATH CENTERS

Math Center

Ten Frames 1-20

Skill: Count out objects on the ten frame to match the numeral.

Supplies: Numbers 1-20 Number Cards OR Numbers 1-20 Digital Dice

Instructions: Students place the matching number of objects on the ten frame.



Print

With Digital Dice



Math Center

Counting On 11-20

Skill: Count on from a number between 11-20.

Supplies: Numbers 11-20 Spinner OR Numbers 11-20 Digital Dice AND Numbers 11-25 Cards

Instructions: Students write or place the matching number in the first square. Students count on in the following squares.



Print

With Digital Dice



Math Center

Ten Frames 11-20

Skill: Cover the matching ten frame.

Supplies: Numbers 11-20 Spinner OR Numbers 11-20 Cards OR Numbers 11-20 Digital Dice

Instructions: Students cover the matching ten frame.



Print

With Digital Dice



FEBRUARY MATH CENTERS

Math Center

Numbers Before and After

Skill: Write the number that comes before and the number that comes after.

Supplies: Numbers 11-20 Number Cards / Spinner OR Numbers 11-20 Digital Dice

Instructions: Students write the number that comes before and the number that comes after.

Print



With Digital Dice



Math Center

Tens and Ones

Skill: Represent a number using base ten blocks.

Supplies: Numbers 11-20 Number Cards / Spinner OR Numbers 11-20 Digital Dice

Instructions: Students build a number between 11-20 by decomposing it into tens and ones using base ten blocks.

Print



With Digital Dice



Math Center

Number Comparison 1-20

Skill: Build and compare numbers using a ten frame.

Supplies: Two sets of number 1-20 cards OR Numbers Comparison 1-20 Digital Dice and comparison symbols.

Instructions: Students write and build the number before comparing to find the largest number.

Print



With Digital Dice



FEBRUARY MATH CENTERS

Math Center


Number Comparison 1-20

Skill: Compare numbers using comparison symbols.

Supplies: Two sets of number 1-20 cards OR Numbers Comparison 1-20 Digital Dice and comparison symbols.

Instructions: Students write the numbers and compare using comparison symbols.

Print



With Digital Dice



Math Center

Number Words 11-20

Skill: Read and cover the matching number word.

Supplies: Numbers 11-20 Spinner OR Numbers 11-20 Cards OR Numbers 11-20 Digital Dice

Instructions: Students cover the matching number word.

Print



With Digital Dice



Math Center

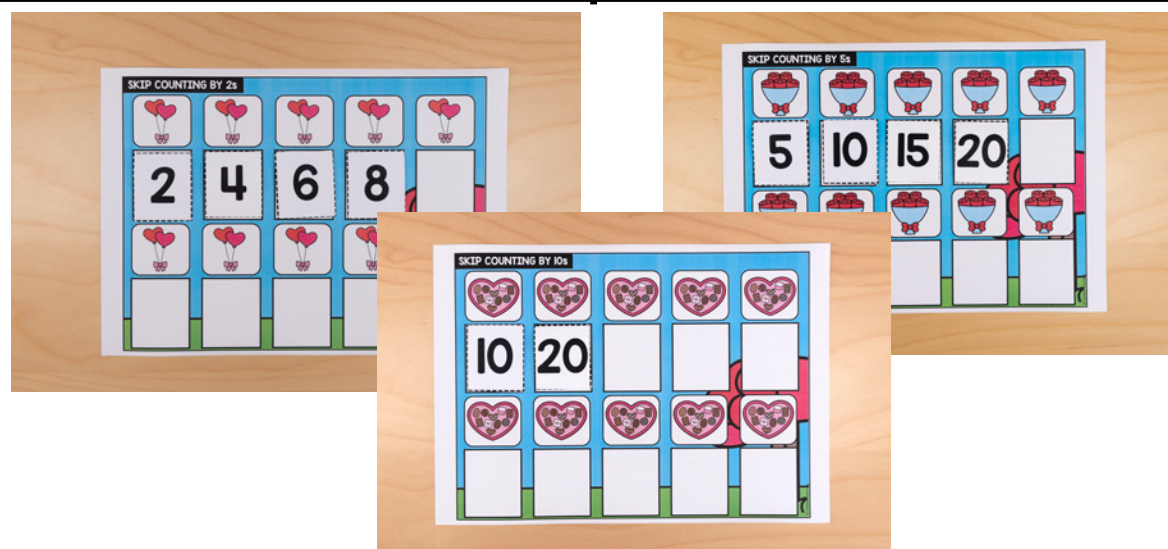
Skip Counting by 2, 5, and 10

Skill: Skip Count by 2, 5, and 10.

Supplies: Skip Counting Mats and Number Cards

Instructions: Students count the objects in the pictures to help them skip count by 2, 5, and 10.

Print



FEBRUARY MATH CENTERS

Math Center

Addition to 10

Skill: Add numbers within 10.

Supplies: Numbers 1-5 Double Spinner OR Addition to 10 Digital Dice

Instructions: Students write the numbers and find the sum using the ten frame or the number line.



Print

With Digital Dice



Math Center

Addition to 20

Skill: Add numbers within 20.

Supplies: Numbers 1-10 Double Spinner OR Numbers 1-10 Dice

Instructions: Students spin or roll 2 numbers, write the numbers, and find the sum using the number line.



Print

With Digital Dice



Math Center

Making 5 Bonds

Skill: Find and represent a number 5 bond.

Supplies: Numbers 1-5 Spinner OR Numbers 1-5 Cards OR Numbers 1-5 Digital Dice

Instructions: Students place the matching number of blocks on the five frame. How many more blocks are needed to fill the five frame? Students write the numbers in the squares to complete the number bond.



Print

With Digital Dice



FEBRUARY MATH CENTERS

Math Center

Making 10 Bonds

Skill: Find and represent a number 10 bond.

Supplies: Numbers 1-10 Spinner OR Numbers 1-10 Cards OR Numbers 1-10 Digital Dice

Instructions: Students place the matching number of blocks on the ten frame. How many more blocks are needed to fill the ten frame? Students write the numbers to complete the number bond.



Print

With Digital Dice



Math Center

Subtraction from 5

Skill: Subtract a number from 5 and find the difference.

Supplies: Numbers 1-5 Spinner OR Numbers 1-5 Digital Dice

Instructions: Students place 5 blocks on the five frame. Students remove the matching number of blocks from the five frame to find the difference and write the subtraction fact.



Print

With Digital Dice




Math Center

Subtraction from 10

Skill: Subtract a number from 10 and find the difference.


Supplies: Numbers 1-10 Spinner OR Numbers 1-10 Digital Dice

Instructions: Students place 10 blocks on the ten frame. Students remove the matching number of blocks from the ten frame to find the difference and write the subtraction fact.



Print

With Digital Dice



FEBRUARY MATH CENTERS

Math Center

Subtraction from 20

Skill: Subtract a number from 20 and find the difference.

Supplies: Numbers 1-20 Spinner OR Numbers 1-20 Digital Dice

Instructions: Students place 20 blocks on the ten frame. Students remove the matching number of blocks from the ten frames to find the difference and write the subtraction fact.

Print



With Digital Dice



Math Center

Heart Patterns

Skill: Build a pattern.

Supplies: Pattern Spinner OR Pattern Digital Dice

Instructions: Students use blocks or heart cards to build a pattern matching the pattern code.

Print



With Digital Dice



Math Center

Valentine's Day 2D Shapes

Skill: Recognize 2D Shapes.

Supplies: Shapes Cards OR 2D Shapes Digital Dice

Instructions: Students cover the matching 2D shape.

Print



With Digital Dice



FEBRUARY MATH CENTERS

Math Center


Heart Graphing

Skill: Count and graph the hearts .


Supplies: Heart Spinner OR February Graphing Digital Dice

Instructions: Students spin or roll a heart and place the matching heart on the graph.

Print



With Digital Dice



FEBRUARY LITERACY CENTERS

Literacy Center

Match the Lowercase Letters

Skill: Match lowercase letters to uppercase letters.

Supplies: Alphabet Cards A-Z Uppercase
OR Letters A-Z Uppercase Digital Dice

Instructions: Students match and cover the lowercase letter to the uppercase letter.



Print

With Digital Dice



Literacy Center

Letter Tracing (Uppercase / Lowercase)

Skill: Trace the letter using correct letter formation.

Supplies: Letter Tracing Cards Uppercase or Lowercase / Letter Writing Digital Dice

Instructions: Students trace the matching letter.



Print

With Digital Dice



Literacy Center

ABC ORDER (Uppercase / Lowercase)

Skill: Match the uppercase and lowercase alphabet letters.

Supplies: Alphabet Cards A-Z or Letters A-Z Digital Dice

Instructions: Students write or place the matching letter in the first square. Students write the next letters in ABC order.



Print

With Digital Dice



FEBRUARY LITERACY CENTERS

Literacy Center

Consonants and Vowels

Skill: Sort the letters into consonants and vowels

Supplies: Alphabet Cards A-Z lowercase
OR Letters A-Z lowercase Digital Dice

Instructions: Students cover the matching letter using the consonant and vowel ABC code.



Print

With Digital Dice



Literacy Center

Valentine's Day Syllables

Skill: Count the number of syllables in a word.

Supplies: February Syllable Cards OR February Syllable Digital Dice

Instructions: Students count and cover the matching number of syllables.



Print

With Digital Dice



Literacy Center

Change the Word Cards

Skill: Substitute the vowel sound to spell a new word.

Supplies: Change the Words Cards OR Change the Words PowerPoint presentation and word building mat.

Instructions: Students change the vowel sound to build a new word to match the pictures.



Print

FEBRUARY LITERACY CENTERS

Literacy Center

Beginning Sounds Match

Skill: Match a picture to the missing beginning vowel sound.

Supplies: Beginning Sound Spinner OR Beginning Sounds Digital Dice

Instructions: Students find and cover a picture with the matching beginning sound.

Print



With Digital Dice



Literacy Center

Middle Sounds Match

Skill: Match a picture to the missing middle vowel sound.

Supplies: Vowel Spinner OR Middle Sounds Digital Dice

Instructions: Students find and cover a picture with the matching short vowel sound.

Print



With Digital Dice



Literacy Center

Ending Sounds Match

Skill: Match a picture to the missing ending sound.

Supplies: Ending Sound Spinner OR Ending Sounds Digital Dice

Instructions: Students find and cover a picture with the matching ending sound.

Print



With Digital Dice



FEBRUARY LITERACY CENTERS

Literacy Center

Rhyming Words

Skill: Identify rhyming words.

Supplies: Rhyming word cards OR Rhyming Words Digital Dice

Instructions: Students find and cover the rhyming word.



Print

With Digital Dice




Literacy Center

CVC Word Families

Skill: Sort CVC Words by word family.

Supplies: Word Family word cards OR Word Family Digital Dice

Instructions: Students read and sort CVC words by word family.



Print

With Digital Dice



Literacy Center

Long and Short Vowels

Skill: Match a picture to the missing ending sound.

Supplies: Ending Sound Spinner OR Ending Sounds Digital Dice

Instructions: Students find and cover a picture with the matching ending sound.



Print

With Digital Dice



FEBRUARY LITERACY CENTERS

Literacy Center

Read and Cover Sight Words

Skill: Read Primer Sight Words

Supplies: Sight Word Cards OR Sight Words Digital Dice

Instructions: Students read and cover the matching sight word.



Print

With Digital Dice




Literacy Center

February Vocabulary

Skill: Read and Spell Valentine's Day vocabulary words

Supplies: Magnetic Letters OR Letter Cards AND Valentine's Day vocabulary cards OR Valentine's Day Vocabulary Digital Dice

Instructions: Students read and spell the Valentine's Day words.



Print

With Digital Dice



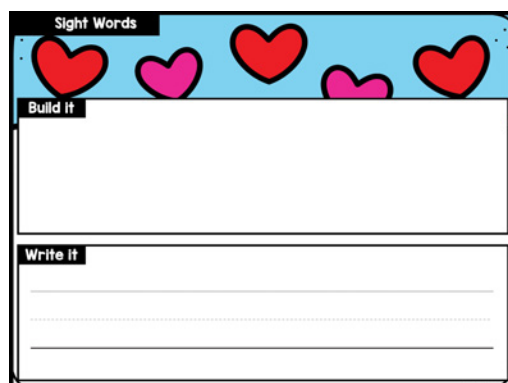
Literacy Center

Sight Words Building

Skill: Read and Spell Primer sight words

Supplies: Magnetic Letters OR Letter Cards AND sight word cards OR sight words Digital Dice

Instructions: Students read and spell the sight words.



Print

With Digital Dice



31 math
worksheets

FEBRUARY LITERACY CENTERS

COLOR A LETTER
Color the matching lowercase letter.

Letter Writing
Trace the matching letter.

CONSONANTS AND VOWELS
Color the letter using the color code.

SYLLABLES
Clap and count the syllables for the word.
Color the matching number of syllables.

ABC ORDER
Write the letter in the first box.
Write the letters that come next.

CHANGE THE VOWEL
Change the vowel to spell the new word.

MIDDLE SOUNDS
Write the missing sound.

WORD FAMILIES: SHORT A

WORD FAMILIES: SHORT E

WORD FAMILIES: SHORT I

WORD FAMILIES: SHORT O

WORD FAMILIES: SHORT U

BEGINNING SOUNDS
Write the missing sound.

ENDING SOUNDS
Write the missing sound.

RHYMING WORDS
Color the rhyming word.

LONG AND SHORT VOWELS

Primer Set 1 COLOR THE SIGHT WORDS
Read and color the matching sight word.

Primer Set 2 COLOR THE SIGHT WORDS
Read and color the matching sight word.

Primer Set 3 COLOR THE SIGHT WORDS
Read and color the matching sight word.

Primer Set 4 COLOR THE SIGHT WORDS
Read and color the matching sight word.

Primer Set 5 COLOR THE SIGHT WORDS
Read and color the matching sight word.

28 literacy worksheets

United Teaching

THANK YOU FOR YOUR DOWNLOAD

Thanks for downloading this product! I hope it meets your needs and your children enjoy doing the activities. If you have any questions or suggestions please do not hesitate to contact me.

FIND ME



UnitedTeaching.com



Basia 

info@unitedteaching.com

TERMS OF USE

Copyright ©2015 United Teaching -
All rights reserved.

The purchase of a product entitles the purchaser the right to use the product for personal and single classroom purposes only.

Posting the product in whole or in part on the Internet in any form is strictly prohibited and is a violation of the Digital Millennium Copyright Act (DMCA).

CLIPART AND FONTS

Clip art: Whimsy Clips, Educlips, Creative Clips, Graphics from the Pond, Scrappin Doodles, Pink Cat Studio, RamonaM Graphics, Ross's Jungle Teacher's Scrapbook, Zip-a-Dee Doo-Dah, The Cher Room, Ashley Hughes, The Painted Crow, Dancing Crayon Designs, Creating4theClassroom, Mixed Up Markers, Dazzling Clips.

FonTS: Kimberly Geswein Fonts

Audio Clips:

