


THE BOY WHO CRIED WOLF



FABLE ACTIVITIES



THANK YOU FOR YOUR DOWNLOAD

Thanks for downloading this product! I hope it meets your needs and your children enjoy doing the activities. If you have any questions or suggestions please do not hesitate to contact me.

FIND ME



info@unitedteaching.com

TERMS OF USE

Copyright ©2015 United Teaching - All rights reserved.

The purchase of a product entitles the purchaser the right to use the product for personal and single classroom purposes only.


Posting the product in whole or in part on the Internet in any form is strictly prohibited and is a violation of the Digital Millennium Copyright Act (DMCA).

CLIPART AND FONTS

Clip art: Whimsy Clips, Educlips, Creative Clips, Graphics from the Pond, Scrappin Doodles, Pink Cat Studio, RamonaM Graphics, Ross's Jungle Teacher's Scrapbook, Zip-a-Dee Doo-Dah, The Cher Room, Ashley Hughes, The Painted Crow, Dancing Crayon Designs, Creating4theClassroom, Mixed Up Markers, Dazzling Clips.

Fonts: Kimberly Geswein Fonts

Audio Clips:



THE BOY WHO CRIED WOLF

The Boy Who Cried Wolf fable activities packet draws upon the story elements found in the Aesop fable to provide an assortment of NO PREP literacy, math, and science activities. These fable activities make a great addition to any unit on fables.

Using the activities in The Boy Who Cried Wolf packet, students will work on the following skills:

- Vocabulary
- Story sequencing
- Story elements (characters, setting, conflict)
- Identifying the moral
- Reading Comprehension
- Character Comparison

In addition to this, the worksheets also work on basic skills such as:

- Alphabet Letters: letter b and w
- Phonics: beginning sounds, syllables, word families
- Grammar: Irregular Plural Nouns (Animal Groups)
- Simple sentences
- Labeling worksheets
- Math: Counting, tally marks, addition, subtraction
- Science: non-fiction reading passages about sheep and wolves

THE BOY WHO CRIED WOLF

Literacy Activities:

- Letter w sort
- Writing letter w
- Letter w maze
- Letter b sort
- Writing letter b
- Letter b maze
- Trace and Write the ABCs (uppercase and lowercase)
- Beginning Sounds
- Syllables
- ABC Order
- Color by Word Family (-ock, -eep)
- The Boy Who Cried Wolf: Label the Scene x2
- Describe the Setting: Pasture
- Label and Write about the Shepherd Boy x2
- Label and Write about the Wolf
- Character Traits: The Shepherd Boy
- Describe the Character: Shepherd Boy
- Character Traits: The Villagers
- Describe the Character: The Villagers
- The Boy Who Cried Wolf Scrambled Sentence x2
- The Boy Who Cried Wolf Moral Coloring Page
- The Boy Who Cried Wolf Sentences
- The Boy Who Cried Wolf Punctuation
- Irregular Plural Nouns (Animal Groups)
- The Boy Who Cried Wolf True or False
- The Boy Who Cried Wolf Fable Map
- The Boy Who Cried Wolf Story Order (Picture and Text version)
- If I was the Boy Writing Prompt
- If I was the Villager Writing Prompt
- The Boy Who Cried Wolf Moral

THE BOY WHO CRIED WOLF

Literacy Activities:

- Favorite Character Writing Prompt
- Least Favorite Character Writing Prompt
- Favorite Part of the Fable (2 versions)
- The Boy Who Cried Wolf Word Search
- The Boy Who Cried Wolf Crossword

Math Activities

- Numbers 1-10
- Ten Frames 1-10
- Color by Code: Ten Frames
- Tally Marks 1-10
- Ten Frames 11-20
- Count and Color Ten Frames 11-20
- Skip Counting by 2s
- Skip Counting by 5s
- Skip Counting by 10s
- One Less and One More with Number Line
- Color by Addition
- Making 10
- Spin and Subtract
- Addition and Subtraction Puzzle

Science Activities

- Sheep Comprehension Passage
- Wolves Comprehension Passage
- Parts of a Wolf
- Parts of a Sheep
- Animal Comparison (Venn Diagram)

THE BOY WHO CRIED WOLF

Name: _____

Letter W Sort

Sort the uppercase

W

W

I Can Write the Letter

W w

Name: _____

Letter W Maze

The Wolf is looking for a sheep.
Color the w to find the way through the maze.

start
w w w w w m

Name: _____

Letter B Sort

Sort the uppercase and lowercase letters.

B

Name: _____

ABC Order

Cut and paste in alphabetical order.

a
b
c
d
e
f
g
h
i

Name: _____

The Boy Who Cried Wolf Label the Scene

Label the scene from The Boy Who Cried Wolf.

boy	sheep	wolf
tree	staff	flower

Describe the Setting: Pasture

Describe the pasture from The Boy Who Cried Wolf.
Use the words in the word bank to help you.

Word Bank
grass gre

Name: _____

Character Traits: Sheep

Name: _____

I Can Write the Letter B

B b

Name: _____

Letter B Maze

Help the boy save the sheep.
Color the letter b to get through the maze.

start
b b d b
q b p b

Name: _____

Beginning Sounds

Color the matching beginning sound.

villager
w s f

Name: _____

Color by Word Family

Color using the -ock word family code below.

sock rock rock flock flock

Name: _____

Label and Write about the

Use the words below to label the picture. Complete the sentence.

flock boy staff

Name: _____

Trace and Write the ABCs

Trace and write the missing letters of the alphabet.

A B C D E F G H I J K L M N O P Q R S T U V W X Y Z

Name: _____

Trace and Write the ABCs

Trace and write the missing letters of the alphabet.

a b c d e f g h i j k l m n o p q r s t u v w x y z

Name: _____

Beginning Sounds

Color the matching beginning sound.

boy wolf
b g n m v w
flock

Name: _____

Syllables

Say the name for each word.
Color the matching number of syllables.

boy wolf forest
1 2 3 1 2 3 1 2 3

Color by Word Family

Color using the -eep word family code below.

sheep sheep sheep sheep sheep sheep

Name: _____

Label and Write about the Boy

Use the words below to label the picture. Complete the sentence.

villagers boy staff

The Boy Who Cried Wolf Label the Scene

Label the scene from The Boy Who Cried Wolf.

boy	sheep	villager
forest	mountain	tree

Name: _____

Label and Write about the Wolf

Use the words below to label the picture. Complete the sentence.

wolf boy flock

Name: _____

Character Traits: Villagers

Name: _____

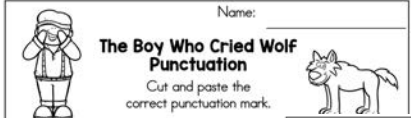

Describe the Character: Villagers

Describe the villagers from The Boy Who Cried Wolf.
Use the words in the word bank to help you.

Word Bank	
busy	worried
helpful	quick
angry	ignore
annoyed	
hard-working	
tricked	



THE BOY WHO CRIED WOLF



Wolf! Wolf

The villagers came up the hill

The boy was bored and lonely

Was there a wolf

Name: _____

The Boy Who Cried Wolf Fable Map

CHARACTERS	SETTING

Name: _____


Favorite Character



My favorite character is _____

Name: _____

Least Favorite Character



My least favorite character is _____

Name: _____

Favorite Part of the Fable



My favorite part of the fable is _____



_____ was a villager

Name: _____

Favorite Part of the Fable



My favorite part of the fable is _____



The shepherd boy had lots of fun watching the sheep.	The villagers scared away.
me to save my sheep.	The wolf ate the sheep.

Name: _____

The Boy Who Cried Wolf Scrambled Sentence

Put the words in the correct order.





Name: _____

The Boy Who Cried Wolf Word Search

Find and color the words.






Name: _____

The Boy Who Cried Wolf Crossword

Use the vocabulary words to complete the crossword.

boy	wolf	mountain
flock	villager	forest




THE BOY WHO CRIED WOLF

Name: _____

Color by Code: Ten Frames

1	2	3
yellow	orange	red
6	7	8
red	green	gray




Name: _____

Tally Marks I-10

Color the matching number.

8	10	9
5	4	3
5	4	
3	2	



Name: _____

The Boy Who Cried Wolf Counting

Color the ten frame to show the number.

4	9	2
10	5	8

Name: _____

Skip Counting

Skip count by 2s.
Cut and paste the numbers.

1	2	3	4
5	6	7	8

Name: _____

Skip Counting

Skip count by 5s.
Cut and paste the numbers.

1	2	3	4
5	6	7	8

Name: _____

Ten Frames II-20

Color the matching number.

17	16	15
12	11	13
15	17	

Name: _____

Count and Color II-20

Color the ten frame to match the number.

14	16
20	

Name: _____

Color by Addition

Roll two die and add the numbers. Color the matching result.

Name: _____

Making 10

Color the circles to find how many more to make 10?
Write the number to complete the addition fact.

5 + <input type="text"/> = 10	3 + <input type="text"/> = 10	1 + <input type="text"/> = 10
-------------------------------	-------------------------------	-------------------------------

Name: _____

Spin and Subtract

Spin a number.
Write the number in the box and subtract.

10	7	4	9
- <input type="text"/>	- <input type="text"/>	- <input type="text"/>	- <input type="text"/>

Name: _____

One Less and One More

Write the number that is one less and the number that is one more.

14	7	4
----	---	---



Name: _____

Comprehension Passage Sheep

Read the passage about sheep. Answer the questions.

Sheep are domesticated animals that are raised all over the world for their wool, milk, and meat. Sheep live in groups called flocks.

Name: _____

Parts of a Sheep

Label the parts of a sheep.

Name: _____

Addition and Subtraction Puzzle

Add or subtract to complete the path to the finish line.

10 + 3 = - 5 = + 8 = - 4 = - 9 = - 4 = + 7 = - 5 = + 2 = + 1 = - 5 =

Name: _____

Comprehension Passage Wolves

Read the passage about wolves. Answer the questions.

Wolves live in groups, or packs, of three to seven wolves. There is always a male wolf that leads the pack. This wolf is known as the alpha male. Wolves communicate by howling and, although wolves are carnivorous, they only hunt when they are hungry. Wolves can be found all over North America, Europe and Asia. They belong to the canine animal group. This is the same group that domestic dogs belong to.

- The wolf that leads the pack is known as the:
 - ☐ leader
 - ☐ alpha male
- Wolves communicate by:
 - ☐ howling
 - ☐ barking
- Wolves are:
 - ☐ at night
 - ☐ when they are hungry
- Wolves are:
 - ☐ canine
 - ☐ reptile

Name: _____

Parts of a Wolf

Label the parts of a wolf.

Name: _____

Animal Comparison

Compare a wolf and a sheep.

sheep	wolf
-------	------



THE BOY WHO CRIED WOLF

Name: _____

The Boy Who Cried Wolf





**Liars are not believed
even when they speak the truth.**

© United Teaching



THE BOY WHO CRIED WOLF



THE BOY WHO CRIED WOLF

