

FEBRUARY MATH AND LITERACY



PRINT AND DIGITAL




FEBRUARY MATH AND LITERACY

Are you looking for math and literacy activities that are fun but also target essential skills and outcomes? These NO PREP and DIGITAL monthly activities have been designed to be highly engaging and are sure to make your students excited about learning.

The February Math and Literacy packet includes 91 pages of no prep math and literacy activities as well as 164 digital slides with audio instructions for Google SlidesTM. This will meet your teaching needs whether you are teaching in the classroom, online, or a mixture of both! The Google Slides can be assigned in Google Classroom and used for virtual learning on Google Classroom, or for in-classroom learning on tablets, smartboards or computers.

The February Math and Literacy activities are ideal:


- Morning Work
 - Independent Practice
 - Substitute Teachers
 - Math and Literacy Centers
 - Digital Learning Activities
 - Distance Learning
- 



FEBRUARY MATH AND LITERACY

The February Math and Literacy packet theme is Valentine's Day. Skills and outcomes covered include:

- Numbers 1-10
- Numbers 1-20
- Numbers 1-50
- Numbers 1-100
- Ten Frames
- Tally Marks
- Number Order
- Counting On
- Skip Counting by 2, 5, and 10
- Comparing Numbers
- Tens and Ones
- Number Words
- Making 10
- Number Bonds for 5
- Number Bonds for 10
- Addition
- Subtraction
- Patterns
- 2D Shapes
- Graphing

- ABC Order
 - Uppercase and Lowercase Letters
 - Consonants and Vowels
 - Syllables
 - Sight Words (Primer)
 - Real and Nonsense Words
 - Beginning Sounds
 - Ending Sounds
 - Missing vowels
 - Rhyming Words
 - CVC Word Families
 - Scrambled Sentences
 - Favorite Valentine's Day Gift
 - Valentine's Day Word Search
 - Label Cupid
- 

FEBRUARY MATH AND LITERACY

Count and Color I-10 Name: _____
Count the hearts. Color the ten frame to match the number.

Ten Frames Name: _____
Spin and color the matching ten frame.

Counting I-10 Name: _____
Count the roses. Cut and paste the matching number.

Number Words I-10 Name: _____
Color the matching number.

Valentine Ten Frame Name: _____
Color the ten frame to match the number.

Tally Marks I-10 Name: _____
Color the matching number.

Number Compare Name: _____
Count the hearts. Write the number in the square. Color the greater number.

Number Compare Name: _____
Color the heart half with the greater number.

Number Compare Name: _____
Count the hearts. Cut and paste the comparison signs.

Number Compare Name: _____
Compare the numbers. Cut and paste the comparison signs.

Numbers to 20 Name: _____
Cut and paste the numbers.

Ten Frames II-20 Name: _____
Color the matching number.

Count and Color II-20 Name: _____
Color the ten frame to match the number.

Spin and Color II-20 Name: _____
Spin and color the matching ten frame.

Number Words II-20 Name: _____
Color the matching number.

Trace the Numbers I-20 Name: _____
Trace the numbers.

Color by Code: Number Words Name: _____
eleven twelve thirteen fourteen fifteen sixteen seventeen eighteen nineteen twenty

One Less and One More Name: _____
Write the number that is one less and one more.

Spin and Color One Name: _____
Spin a number. Color the number that is one less and one more.

Tens and Ones II-20 Name: _____
Cut and paste the numbers.

Spin and Color II-20 Name: _____
Spin and color the matching base ten blocks.

49 math pages

United Teaching

FEBRUARY MATH AND LITERACY

Number Compare Name: _____
Count the dots in the ten frame.
Write the number in the square. Color the greater.

Number Compare Name: _____
Compare the numbers.
Cut and paste the comparison signs.

Number Words 11-20 Name: _____
Write the matching number word.

Skip Counting by 5s Name: _____
Skip count by 5s. Count the roses to help you.
Cut and paste the numbers.

Skip Counting by 2s Name: _____
Skip count by 2s. Count the heart balloons to help you.
Cut and paste the numbers.

Skip Counting by 10s Name: _____
Skip count by 5s. Count the chocolates to help you.
Cut and paste the numbers.

Making 10 Name: _____
Color the circles to find how many more to make 10?
Write the number to complete the addition fact.

Numbers 1-50 Name: _____
Trace the numbers.

Numbers 1-100 Name: _____
Trace the numbers.

Valentine Candy Addition Name: _____
Count and add the candy hearts.

Ten Frame Addition Name: _____
Add the numbers.
Use the ten frame to help you find the sum.

Number Bonds for 5 Name: _____
Complete the number bond.

Number Bonds for 10 Name: _____
Complete the number bond.

Number Bonds to 10 Name: _____
Write the missing number to complete the number bond.

Spin and Add to 20 Name: _____
Spin a number. Write it in the box. Add the numbers.

Color by Code: Addition Name: _____

Subtraction from 5 Name: _____
Solve the subtraction fact. Use the five frame to help you.

Spin and Subtract Name: _____
Spin a number. Write the number in the box and subtract.

Color a Pattern Name: _____
Color the candy hearts using the color code.


2D Shapes Name: _____
Trace the name of the shape.

Subtraction from 10 Name: _____
Solve the subtraction fact. Use the ten frame to help you.

Color by Code: Subtraction Name: _____

Count and Graph Name: _____
Cut and paste the different hearts to build the graph.

49 math pages



FEBRUARY MATH AND LITERACY

Name: _____

ABC ORDER
Fill in the missing letters to complete the alphabet.

ABCDEFGHIJKLMNOPQRSTUVWXYZ

Name: _____

ABC ORDER
Fill in the missing letters to complete the alphabet.

abcdefghijklmnopqrstuvwxyz

Name: _____

Valentine's Day Alphabet Letters
Color the matching lowercase letters.

G H S

Name: _____

Valentine's Day Alphabet Letters
Color the matching lowercase letters.

M N

Name: _____

VOWELS AND CONSONANTS
Color the letters using the color code.

Consonants (blue) Vowels (red)

abcdefghijklmnopqrstuvwxyz

Name: _____

ABC ORDER
Cut and paste the words using ABC order.

abcdefghijklmnopqrstuvwxyz

Name: _____

Valentine's Day Words
Trace the Valentine's Day word.

heart valentine

Name: _____

Missing Vowels
What is the middle sound? Write the complete word.

leg fan

Name: _____

Ending Sounds
What is the ending sound? Write the complete word.

ne ri

Name: _____

Real or Nonsense
Color the real CVC words to find your way through the maze.

cat bit den tu

Name: _____

Rhyming Words
Color the balloons with rhyming words.

cat hot hat

Name: _____

Valentine's Day Alphabet Letters
Color the matching lowercase letters.

A B

Name: _____

ALPHABET MAZE
Color the letters using ABC order to find the way through the maze.

ABCDEFGHIJKLMNOPQRSTUVWXYZ

Name: _____

ALPHABET MAZE
Color the letters using ABC order to find the way through the maze.

ABCDEFGHIJKLMNOPQRSTUVWXYZ

Name: _____

Valentine's Day Alphabet Letters
Color the matching lowercase letters.

S T U

Name: _____

FIND THE VOWELS
Color the candy hearts with a vowel.

abcdefghijklmnopqrstuvwxyz

Name: _____

Syllables
Color the matching number of syllables.

heart valentine gift

Name: _____

Beginning Sounds
Color the beginning sound.

heart valentine gift

Name: _____

Beginning Sounds
What is the beginning sound? Write the complete word.

cat hot hat

Name: _____

Ending Sounds
What is the ending sound? Write the complete word.

ne ri

Name: _____

Real or Nonsense
Color the real CVC words to find your way through the maze.

cat bit den tu

Name: _____

Rhyming Words
Color the balloons with rhyming words.

cat hot hat

Name: _____

Valentine's Day Alphabet Letters
Color the matching lowercase letters.

A B

Name: _____

ALPHABET MAZE
Color the letters using ABC order to find the way through the maze.

ABCDEFGHIJKLMNOPQRSTUVWXYZ

Name: _____

ALPHABET MAZE
Color the letters using ABC order to find the way through the maze.

ABCDEFGHIJKLMNOPQRSTUVWXYZ

Name: _____

Valentine's Day Alphabet Letters
Color the matching lowercase letters.

S T U

Name: _____

FIND THE VOWELS
Color the candy hearts with a vowel.

abcdefghijklmnopqrstuvwxyz

Name: _____

Syllables
Color the matching number of syllables.

heart valentine gift

Name: _____

Beginning Sounds
Color the beginning sound.

heart valentine gift

Name: _____

Beginning Sounds
What is the beginning sound? Write the complete word.

cat hot hat

Name: _____

Ending Sounds
What is the ending sound? Write the complete word.

ne ri

Name: _____

Real or Nonsense
Color the real CVC words to find your way through the maze.

cat bit den tu

Name: _____

Rhyming Words
Color the balloons with rhyming words.

cat hot hat

Name: _____



FEBRUARY MATH AND LITERACY

Valentine Word Families
Cut and paste the words to the matching word family.

Short a: tab, dad
Short o: job, dog, cob, too
Short u: job, dog, cob, too
Short e: jam
Short i: rid
Short o: -ab, -ob, -ad
Short u: -ub
Short e: -id
Short i: -ip

Valentine Word Families
Cut and paste the words to the matching word family.

Short o: -ab, -ob, -ad
Short u: -ub
Short e: -id
Short i: -ip

Valentine Word Families
Cut and paste the words to the matching word family.

Short o: -ab, -ob, -ad
Short u: -ub
Short e: -id
Short i: -ip

Valentine Word Families
Cut and paste the words to the matching word family.

Short o: -ab, -ob, -ad
Short u: -ub
Short e: -id
Short i: -ip

Long and Short Vowels
Color the hearts using the color code.

pink: short vowels, purple: long vowels

Sight Words Spin and Color

Set 1: they, she, on
Set 2: all, but, at, with
Set 3: do, be, have
Set 4: will, so
Set 5: now, are, went
Set 6: into, want, good
Set 7: who, eat, must
Set 8: please, our, ate, under

Favorite Valentine's Day Gift
Color your favorite Valentine's Day gift. Complete the sentence.

are flowers, are chocolates, are balloons, ...all

Scrambled Sentences

a rose, have read
a got valentine.
you chocolate? Do
bear, loves teddy Kat

I Can Label Cupid
Cut and paste the words to label cupid.

wings, bow, feet, hair

I Can Label Cupid
Cut and paste the words to label cupid.

wings, bow, arrow, feet, hair, smile

Valentine's Day Words
Trace the Valentine's Day words.

heart, cupid, chocolates, mailbox

Valentine's Day Word Search
Find the Valentine's Day words.

heart, valentine, gift, mailbox, cupid, chocolates, envelope, flowers, bear

f r c w h m h j p d l g
l t d b e a r a l t n i
o l w p a k s c s o h f
w a c i r t c p o c s t
e n o w t l a k e u o e
r p c m p k r n b p i n
s l o i e n f a r i d f v
v a l e n t i n e f i d h e
t h a t g w i t a l
c h o c o l a t e
r i s n i y n r
i u t m a i l b


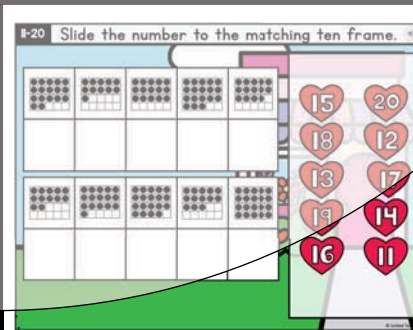
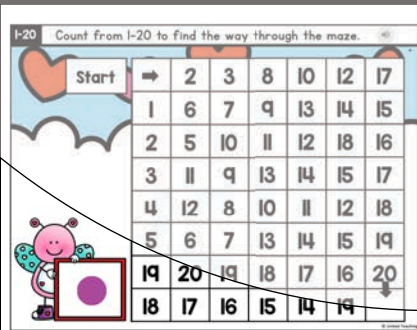
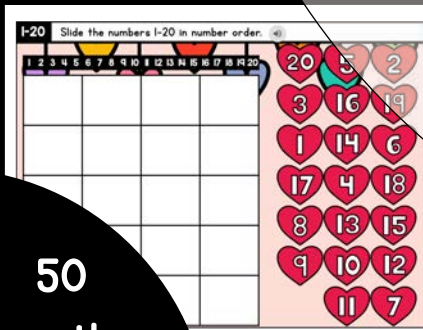
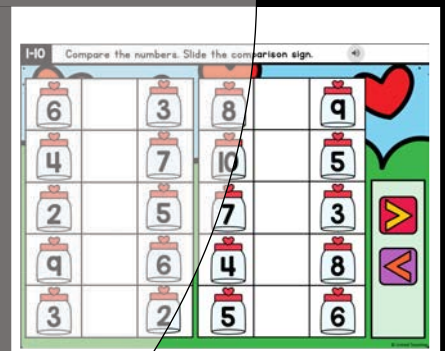
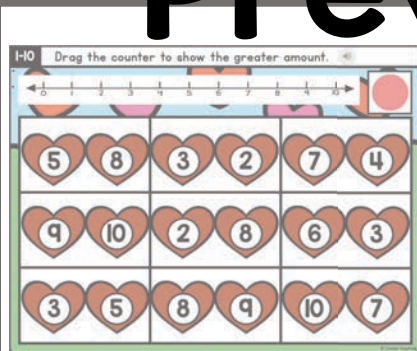
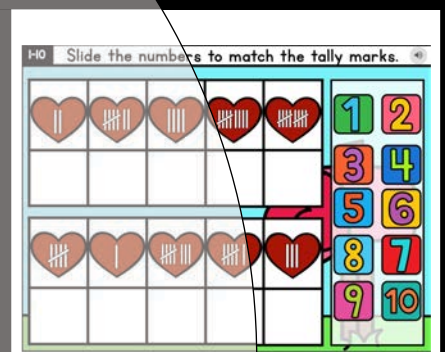
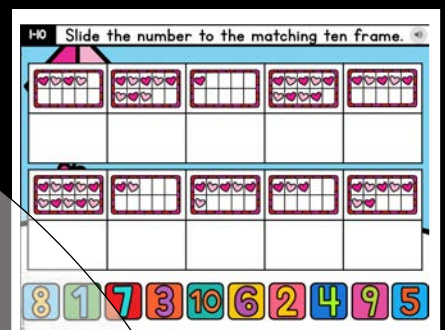

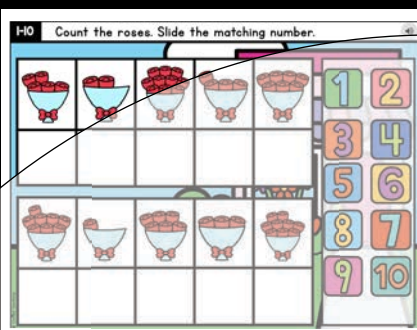



41 literacy
pages

FEBRUARY MATH AND LITERACY

Digital Math Activities

Preview



50
math
slides

FEBRUARY MATH AND LITERACY

Digital Math Activities

Preview

I-20 Slide the number to match the number word.

| | | | | |
|----------|-----------|----------|--------|----------|
| fourteen | nineteen | sixteen | twelve | eighteen |
| | | | | |
| eleven | seventeen | thirteen | twenty | fifteen |
| | | | | |

11 12 13 14 15 16 17 18 19 20

I-20 Type the number that comes before and after.

| | | |
|----|----|----|
| 15 | 18 | 12 |
| 14 | 10 | 16 |
| 17 | 19 | 11 |

I-20 Look at the tens and ones. How many in all?

| | | |
|----|----|----|
| 10 | 10 | 10 |
| 10 | 10 | 10 |
| 10 | 10 | 10 |

I-20 Skip count by 2s. Slide the numbers.

| | | | | | | | | | |
|---|----|---|----|----|----|----|----|---|---|
| 8 | 14 | 2 | 18 | 12 | 20 | 10 | 16 | 6 | 4 |
|---|----|---|----|----|----|----|----|---|---|

I-20 Drag the counter to show the greater amount.

| | | | | | |
|----|----|----|----|----|----|
| 14 | 11 | 19 | 20 | 13 | 18 |
| 12 | 16 | 15 | 17 | 18 | 15 |

I-20 Compare the numbers. Slide the comparison sign.

| | | | |
|----|----|----|----|
| 12 | 15 | 17 | 11 |
| 18 | 13 | 12 | 14 |
| 16 | 18 | 11 | 13 |
| 14 | 19 | 15 | 17 |
| 17 | 16 | 14 | 12 |

I-50 Skip count by 5s. Type the numbers.

| | | | | |
|--|--|--|--|--|
| | | | | |
| | | | | |

I-100 Skip count by 10s. Type the numbers.

| | | | | |
|--|--|--|--|--|
| | | | | |
| | | | | |

I-20 Add the candy hearts. Type the answer in the box.

| | | | |
|----|----|----|----|
| 10 | 10 | 10 | 10 |
| 8 | 5 | 9 | 10 |
| 10 | 10 | 10 | 10 |
| 3 | 7 | | |

I-10 Add the numbers. Type the answer in the box.

| | | |
|---------|---------|------------|
| 5 + 2 = | 1 + 6 = | 7 + 3 = 10 |
| 4 + 4 = | 4 + 6 = | 5 + 5 = |
| 3 + 5 = | 2 + 4 = | 9 + 1 = |

I-10 How many more to make 10? Type the answer in the box.

| | | |
|----------|----------|----------|
| 5 + = 10 | 3 + = 10 | 1 + = 10 |
| 6 + = 10 | 7 + = 10 | 9 + = 10 |
| 2 + = 10 | 4 + = 10 | 8 + = 10 |

I-5 Type the number to complete the number bond.

| | | | | | | | | | |
|---|---|---|---|---|---|---|---|---|---|
| 5 | 5 | 5 | 5 | 5 | 5 | 5 | 5 | 5 | 5 |
|---|---|---|---|---|---|---|---|---|---|

I-10 Type the number to complete the number bond.

| | | | |
|----|----|----|----|
| 10 | 10 | 10 | 10 |
| 8 | 5 | 9 | 10 |
| 10 | 10 | 10 | 10 |
| 3 | 7 | | |

I-5 Solve the subtraction fact. Cross out the heart cookies to help you find the answer.

| | |
|---------|---------|
| 5 - 3 = | 5 - 1 = |
| 5 - 5 = | 5 - 3 = |
| 5 - 2 = | 5 - 5 = |

I-10 Solve the subtraction fact. Cross out the heart cookies to help you find the answer.

| | | |
|----------|-----------|----------|
| 10 - 6 = | 10 - 3 = | 10 - 5 = |
| 10 - 4 = | 10 - 7 = | |
| 10 - 8 = | 10 - 10 = | |

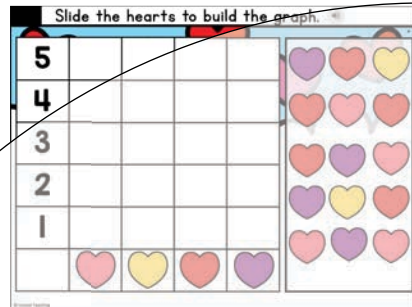
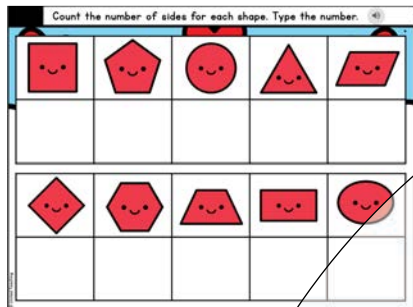
Complete the patterns.

| | | | | |
|----|----|----|----|----|
| 10 | 10 | 10 | 10 | 10 |
| 8 | 5 | 9 | 10 | 10 |
| 10 | 10 | 10 | 10 | 10 |
| 3 | 7 | | | |

50
math
slides



Digital Math Activities



Preview

50
math
slides



FEBRUARY MATH AND LITERACY

Digital Literacy Activities

26

Slide the missing letters in ABC order.

Use ABC order to show the way through the maze.

Use ABC order to show the way through the maze.

26 slides

Slide the counter to the matching lowercase letters.

Find the vowels.

Slide the counters to show the vowels and consonants.

Drag the counter to the matching number of syllables.

Drag the counter to the beginning sound.

Drag the counter to the beginning sound.

Drag the counter to the missing vowel.

Drag the counter to the ending sound.

6 slides

Slide the checkmarks to the rhyming words.

21 slides

Slide the counter to the words matching the word family.

Sort the pictures by vowel sound.

48 slides









Slide the counters to the matching sight word.

FEBRUARY MATH AND LITERACY

Skip Counting by 5s

Name: _____

Skip count by 5s. Count the roses to help you.
Cut and paste the numbers.





















| | | | |
|--|--|---|---|
|  |  |  |  |
| | | | |
|  |  |  |  |
| | | | |
| 10 | 30 | 45 | 25 |
| 40 | 20 | 5 | 5 |

© United Teaching

Valentine Candy Addition

Name: _____

Count and add the candy hearts.

| ← 0 1 2 3 4 5 6 7 8 9 10 11 12 13 14 15 16 17 18 19 20 → | |
|---|--|
|  +  = <input type="text"/> |  +  = <input type="text"/> |
|  +  = <input type="text"/> |  +  = <input type="text"/> |
|  +  = <input type="text"/> |  +  = <input type="text"/> |
|  +  = <input type="text"/> |  +  = <input type="text"/> |
|  +  = <input type="text"/> |  +  = <input type="text"/> |

© United Teaching









FEBRUARY MATH AND LITERACY

Name: _____

Favorite Valentine's Day Gift

Color your favorite Valentine's Day gift. Complete the sentence.







| | | |
|--|--|---|
|  are flowers |  are chocolates |  are balloons |
|  is candy |  is a teddy bear |  is a card |

My favorite
gift

Name: _____

Rhyming Words

Color the balloons with rhyming words.

| | |
|---|--|
|  cat hot hat |  dog lip dip |
|  hut nut bun |  hen red ten |
|  dig log dog |  bag rag big |



I-10

Compare the numbers. Slide the comparison sign.




| | | | | | |
|---|--|---|----|--|---|
| 6 | | 3 | 8 | | 9 |
| 4 | | 7 | 10 | | 5 |
| 2 | | 5 | 7 | | 3 |
| 9 | | 6 | 4 | | 8 |
| 3 | | 2 | 5 | | 6 |



© United Teaching

11-20

Slide the counters to show the number.



© United Teaching

1-100

Skip count by 10s. Type the numbers.



| |
|--|
| |
|--|

| |
|--|
| |
|--|

| |
|--|
| |
|--|

| |
|--|
| |
|--|

| |
|--|
| |
|--|



| |
|--|
| |
|--|

| |
|--|
| |
|--|

| |
|--|
| |
|--|




| |
|--|
| |
|--|

| |
|--|
| |
|--|

© United Teaching

ABC

Slide the counter to the matching lowercase letters.



© United Teaching

Slide the checkmarks to the rhyming words.





cat

hot

hat

© United Teaching

Slide the counter to the words matching the word family.



| | | |
|---|---|---|
| cab  | bag  | bad  |
| mad  | dab  | tab  |
| lab  | wag  | dad  |

© United Teaching

THANK YOU FOR YOUR DOWNLOAD

Thanks for downloading this product! I hope it meets your needs and your children enjoy doing the activities. If you have any questions or suggestions please do not hesitate to contact me.

FIND ME



Basia 

info@unitedteaching.com

TERMS OF USE

Copyright ©2015 United Teaching - All rights reserved.

The purchase of a product entitles the purchaser the right to use the product for personal and single classroom purposes only.

Posting the product in whole or in part on the Internet in any form is strictly prohibited and is a violation of the Digital Millennium Copyright Act (DMCA).

CLIPART AND FONTS

Clip art: Whimsy Clips, Educlips, Creative Clips, Graphics from the Pond, Scrappin Doodles, Pink Cat Studio, RamonaM Graphics, Ross's Jungle Teacher's Scrapbook, Zip-a-Dee Doo-Dah, The Cher Room, Ashley Hughes, The Painted Crow, Dancing Crayon Designs, Creating4theClassroom, Mixed Up Markers, Dazzling Clips.

Fonts: Kimberly Geswein Fonts

Audio Clips:

