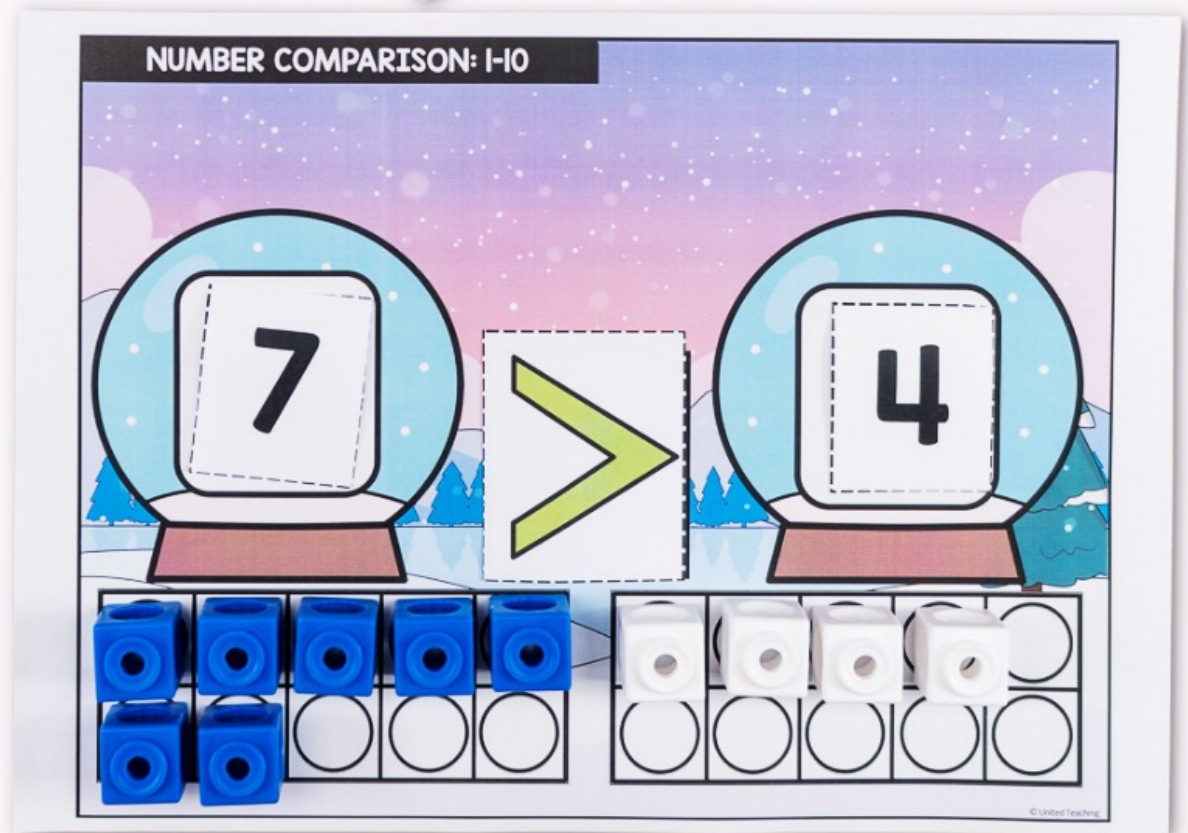


# JANUARY

## MATH AND LITERACY CENTERS



39  
CENTERS

KINDERGARTEN



# JANUARY CENTERS


The January Math and Literacy Centers are sure to be a hit with your students! The Winter math and literacy activities are a versatile and engaging way for students to work with a variety of Kindergarten skills and outcomes. Students can complete the activities using printable spinners and cards OR the digital dice. This provides flexibility with teaching in the classroom or with distance learning.

The Winter centers and activities are a ton of fun and easy to prep.

Each math and literacy center includes:

- colorful activity mats
- Ink-saving worksheets
- printable spinners or cards
- digital dice

To complete the activities, the only supplies you need are small math manipulatives such as math cubes or pencils, markers, and crayons.





# JANUARY CENTERS

Included in the January Math and Literacy Centers are:

- 39 colorful math and literacy centers
- 52 worksheets
- 34 virtual dice

The January Math and Literacy Centers theme is Winter. Skills and outcomes covered include:

- |                                                                                                                                                                                                                                                                                                                                                       |                                                                                                                                                                                                                                                                                                                                                                                                                         |
|-------------------------------------------------------------------------------------------------------------------------------------------------------------------------------------------------------------------------------------------------------------------------------------------------------------------------------------------------------|-------------------------------------------------------------------------------------------------------------------------------------------------------------------------------------------------------------------------------------------------------------------------------------------------------------------------------------------------------------------------------------------------------------------------|
| <ul style="list-style-type: none"><li>• Numbers 1-10</li><li>• Numbers 1-20</li><li>• Number Order</li><li>• Number Words</li><li>• Tens and Ones</li><li>• Tally Marks</li><li>• Number Comparison</li><li>• Making 10</li><li>• Number Bonds for 5 and 10</li><li>• Addition</li><li>• Subtraction</li><li>• Patterns</li><li>• 2D Shapes</li></ul> | <ul style="list-style-type: none"><li>• Letter Identification</li><li>• Consonants and Vowels</li><li>• Uppercase and Lowercase Letters</li><li>• Letter Writing</li><li>• Syllables</li><li>• ABC Order</li><li>• Primer Sight Words</li><li>• Phoneme Substitution for Beginning Sounds in CVC Words</li><li>• Middle Sounds</li><li>• Ending Sounds</li><li>• Beginning Blends</li><li>• Winter Vocabulary</li></ul> |
|-------------------------------------------------------------------------------------------------------------------------------------------------------------------------------------------------------------------------------------------------------------------------------------------------------------------------------------------------------|-------------------------------------------------------------------------------------------------------------------------------------------------------------------------------------------------------------------------------------------------------------------------------------------------------------------------------------------------------------------------------------------------------------------------|





# JANUARY CENTERS


Using the digital dice and activities couldn't be easier! Each digital dice is a PowerPoint presentation. All you need to do is play the slideshow and with the press of a button, click of a mouse, or swipe on a touchpad, the dice will roll on your screen. The best part is that these dice are not limited by six sides like traditional dice.

\*IN ORDER FOR THE DIGITAL DICE TO WORK, THEY MUST BE PLAYED IN PRESENTATION MODE IN MICROSOFT POWERPOINT. THE DIGITAL DICE ARE COMPATIBLE WITH POWERPOINT MOBILE AND THE DESKTOP VERSIONS OF POWERPOINT (PowerPoint versions 2007 or later AND Macintosh PowerPoint 2013). THE DIGITAL DICE DO NOT WORK IN POWERPOINT FOR THE WEB, GOOGLE SLIDES OR KEYNOTE.\*






# 39 KINDERGARTEN MATH AND LITERACY CENTERS



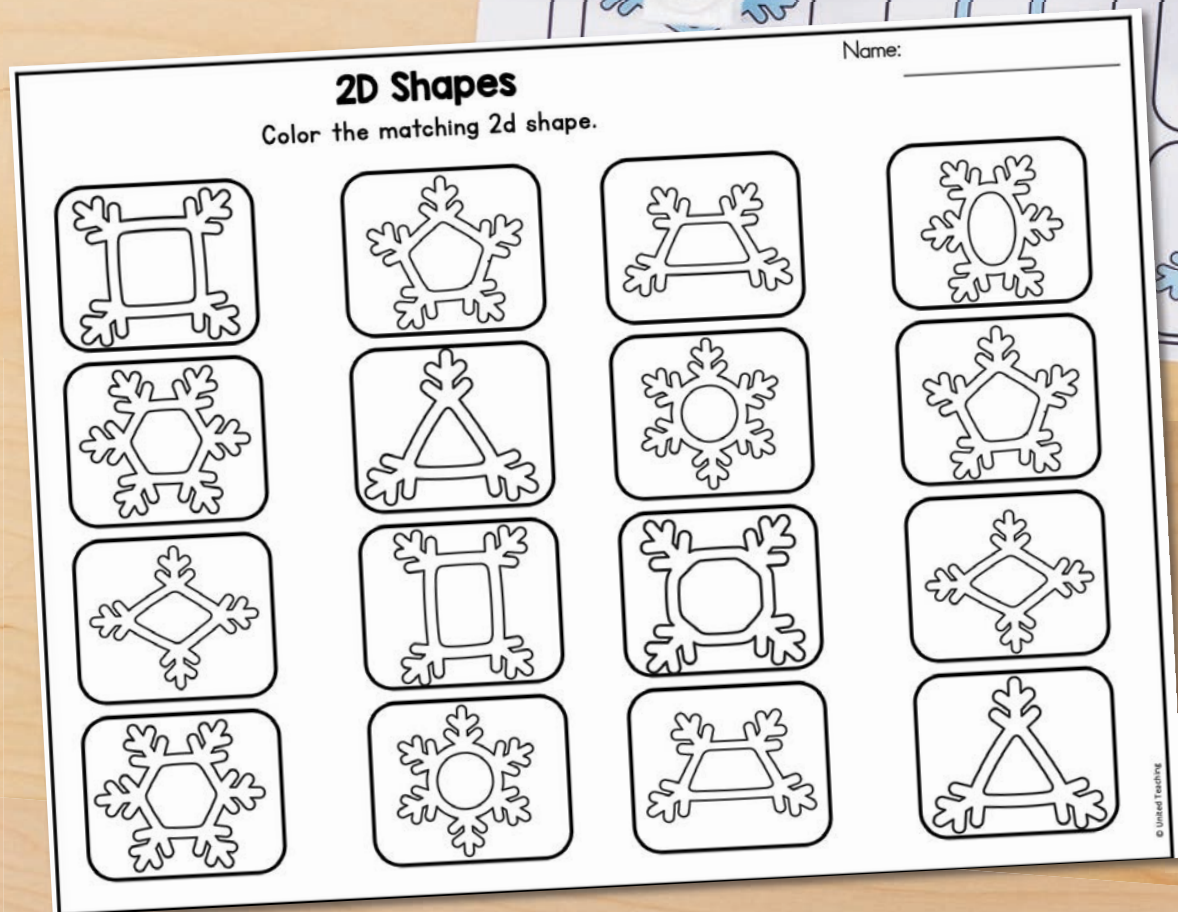
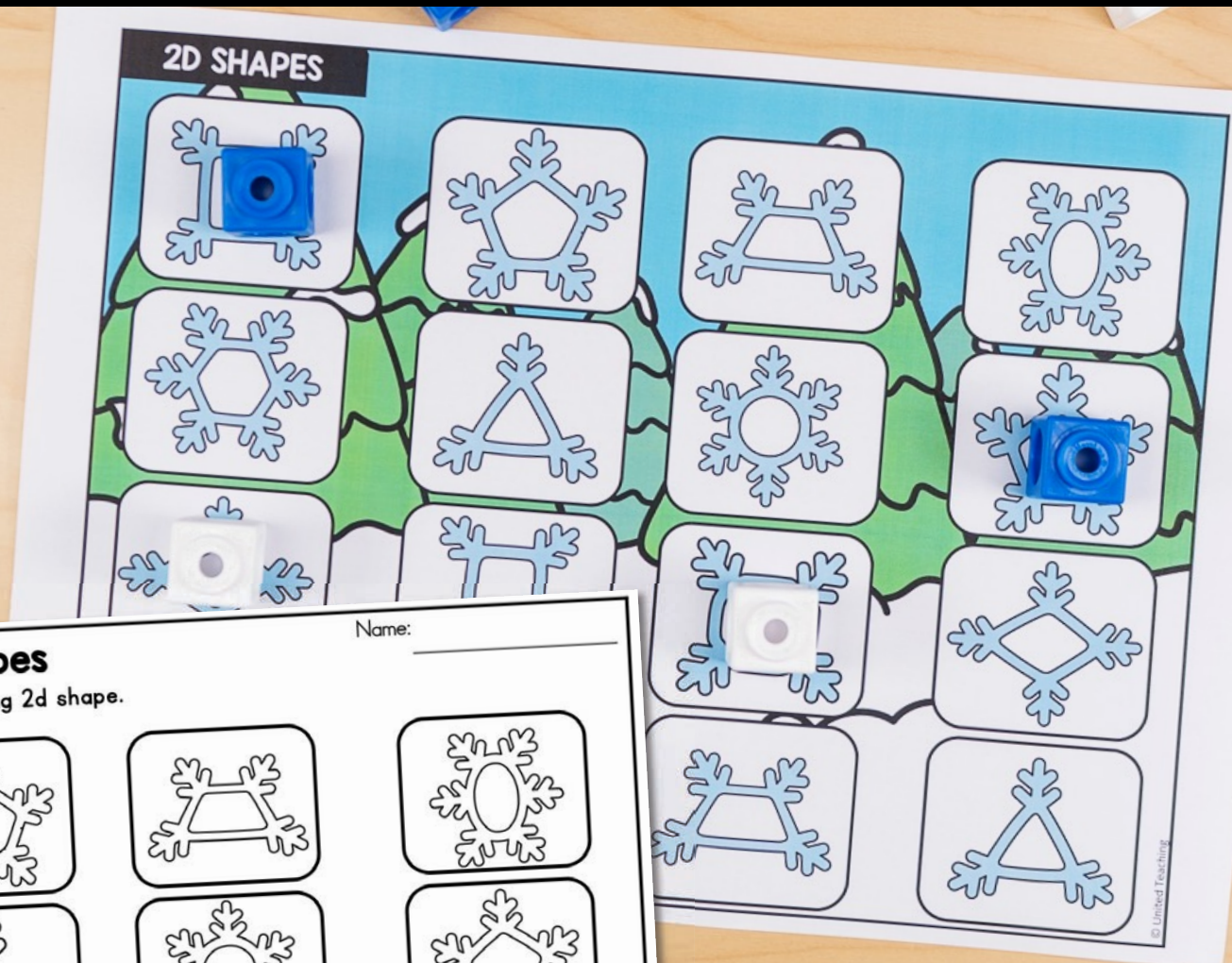









# COLOR AND WORKSHEETS



52  
worksheets



# JANUARY MATH CENTERS

| Math Center                                  | Digital Dice Name                               | Printable Supplies                              | Standard           |
|----------------------------------------------|-------------------------------------------------|-------------------------------------------------|--------------------|
| Count and Cover Snowballs 1-10               | Numbers 1-10, Number Words 1-10                 | Number Cards 1-10 or Spinner 1-10               | K.CC.B.4, K.CC.B.5 |
| Count and Cover Penguin with Fish 1-10       | Numbers 1-10, Number Words 1-10                 | Number Cards 1-10 or Spinner 1-10               | K.CC.B.4, K.CC.B.5 |
| Count and Cover Cocoa with Marshmallows 1-10 | Numbers 1-10, Number Words 1-10                 | Number Cards 1-10 or Spinner 1-10               | K.CC.B.4, K.CC.B.5 |
| Build a Number: Ten Frame 1-10               | Numbers 1-10                                    | Number Cards 1-10 or Spinner 1-10               | K.CC.B.4           |
| Number Words 1-10                            | Numbers 1-10                                    | Number Cards 1-10 or Spinner 1-10               |                    |
| Ten Frames 1-10                              | Numbers 1-10, Number Words 1-10                 | Number Cards 1-10 or Spinner 1-10               | K.CC.B.4, K.CC.B.5 |
| Counting on from 1-10                        | Numbers 1-10                                    | Number Cards 1-15 and Spinner 1-10              | K.CC.A.2           |
| Tally Marks 1-10                             | Numbers 1-10                                    | Number Cards 1-10 or Spinner 1-10               | K.CC.B.4, K.CC.B.5 |
| Number Comparison 1-10                       | Number Comparison 1-10                          | 2x Number Cards 1-10 or Double Spinner 1-10 Mat | K.CC.C.6, K.CC.C.7 |
| Build a Number: Ten Frames 1-20              | Numbers 1-20                                    | Number Cards 1-20                               | K.CC.B.4           |
| Counting on from 11-20                       | Numbers 11-20                                   | Number Cards 11-25 and Spinner 11-20            | K.CC.A.2           |
| Ten Frames 1-20                              | Numbers 1-20, Number Words 1-20                 | Number Cards 1-20                               | K.CC.B.4, K.CC.B.5 |
| Numbers Before and After                     | Numbers 1-20                                    | Number Cards 1-20                               | K.CC.A.2           |
| Base Ten Blocks: Tens and Ones               | Numbers 1-20                                    | Number Cards 1-20                               | K.NBT.A.1          |
| Number Comparison 1-20                       | Number Comparison 1-20, Comparison Symbol Cards | 2x Number Cards 1-20, Comparison Symbol Cards   | K.CC.C.6, K.CC.C.7 |
| Number Words 11-20                           | Numbers 11-20                                   | Number Cards 11-20 or Spinner 11-20             |                    |
| Making 10 with a Ten Frame                   | Making 10                                       | Number Cards 1-10 and Spinner 1-10              | K.OA.A.4           |
| Making 5 Number Bonds                        | Numbers 1-5                                     | Number Cards 1-5 and Spinner 1-5                | K.OA.A.3           |
| Making 10 Number Bonds                       | Numbers 1-20                                    | Number Cards 1-10 and Spinner 1-10              | K.OA.A.3, K.OA.A.4 |
| Addition to 10                               | Addition to 10                                  | Double Spinner 1-5 Mat                          | K.OA.A.2           |
| Addition to 20                               | Numbers 1-10                                    | Double Spinner 1-10 Mat                         |                    |
| Subtraction from 5                           | Numbers 1-5                                     | Spinner 1-5 and Number Cards 1-5                | K.OA.A.2, K.OA.A.5 |
| Subtraction from 10                          | Numbers 1-10                                    | Spinner 1-10 and Number Cards 1-10              | K.OA.A.2           |
| Subtraction from 20                          | Numbers 1-20                                    | Numbers 1-20 Cards or 11-20 Spinner             |                    |
| Winter Mitten Patterns                       | Winter Patterns                                 | Winter Patterns Spinner                         |                    |
| Winter 2D Shapes                             | 2D Shapes                                       | 2d Shape Cards                                  | K.G.A.2, K.G.B.4   |

# JANUARY LITERACY CENTERS

| Literacy Center                                                                | Digital Dice Name                         | Printable Supplies                       | Standard           |
|--------------------------------------------------------------------------------|-------------------------------------------|------------------------------------------|--------------------|
| Match the Lowercase Letters                                                    | Letters A-Z Uppercase                     | Alphabet Cards A-Z Uppercase             | RF.K.1.D           |
| Letter Writing / Tracing                                                       | Letters A-Z Tracing Uppercase / Lowercase | Letter Tracing A-Z Uppercase / Lowercase | RF.K.1.D           |
| Alphabet Order Uppercase                                                       | Letters A-Z Uppercase                     | Alphabet Cards A-Z Uppercase             | RF.K.1.D           |
| Alphabet Order Lowercase                                                       | Letters A-Z Lowercase                     | Alphabet Cards A-Z Lowercase             | RF.K.1.D           |
| Consonants and Vowels                                                          | Letters A-Z Lowercase                     | Alphabet Cards A-Z Lowercase             | RF.K.1.D           |
| Winter Syllables                                                               | Winter Syllables                          | Winter Syllables                         | RF.K.2.B           |
| Change the Words (28 Cards)<br>Short a, short e, short i, short o, and short u | Change the Word Slides                    | Change the Word Cards + Mat              | RF.K.2.E           |
| Middle Sounds Match                                                            | Middle Sounds                             | Vowels Spinner                           | RF.K.2.D, RF.K.3.B |
| Ending Sounds Match                                                            | Ending Sounds                             | Ending Sounds Spinner                    | RF.K.2.D           |
| Beginning Blends (l blends, r blends, s blends) (3 mats)                       | Beginning Blends Digital Dice             | Beginning Blends Spinners                | RF.1.2.B           |
| Spell and Cover Sight Words Set 1                                              | Sight Words Set 1                         | Sight Word Cards                         | RF.K.3.C           |
| Spell and Cover Sight Words Set 2                                              | Sight Words Set 2                         | Sight Word Cards                         | RF.K.3.C           |
| Spell and Cover Sight Words Set 3                                              | Sight Words Set 3                         | Sight Word Cards                         | RF.K.3.C           |
| Spell and Cover Sight Words Set 4                                              | Sight Words Set 4                         | Sight Word Cards                         | RF.K.3.C           |
| Spell and Cover Sight Words Set 5                                              | Sight Words Set 5                         | Sight Word cards                         | RF.K.3.C           |
| Winter Vocabulary                                                              | Winter Vocabulary                         | Winter Vocabulary Cards                  |                    |
| Build a Sight Word                                                             | Sight Words Digital Dice                  | Sight Word Cards                         | RF.K.3.C           |



# JANUARY MATH CENTERS

## Math Center

### Count and Cover Snowballs 1-10

**Skill:** Match the number of snowballs to a numeral or number word.

**Supplies:** Numbers 1-10 Spinner OR Number Words 1-10 Spinner OR Numbers 1-10 Digital Dice OR Number Words 1-10 Digital Dice

**Instructions:** students match the number of snowballs to the spinner or digital dice.

## Print



## With Digital Dice



## Math Center

### Count and Cover Penguin with Fish 1-10

**Skill:** Match the number of fish to a numeral or number word.

**Supplies:** Numbers 1-10 Spinner OR Number Words 1-10 Spinner OR Numbers 1-10 Digital Dice OR Number Words 1-10 Digital Dice

**Instructions:** students match the number of fish to the spinner or digital dice.

## Print



## With Digital Dice



## Math Center

### Count and Cover Cocoa Marshmallows 1-10

**Skill:** Match the number of marshmallows to a numeral or number word.

**Supplies:** Numbers 1-10 Spinner OR Number Words 1-10 Spinner OR Numbers 1-10 Digital Dice OR Number Words 1-10 Digital Dice

**Instructions:** students match the number of marshmallows to the spinner or digital dice.

## Print



## With Digital Dice





# JANUARY MATH CENTERS

## Math Center

### Ten Frame 1-10

**Skill:** Count out objects on the ten frame to match the numeral.

**Supplies:** Numbers 1-10 Spinner OR Numbers 1-10 Cards or Numbers 1-10 Digital Dice

**Instructions:** Students place the matching number of objects on the ten frame.

## Print



## With Digital Dice



## Math Center

### Number Words 1-10

**Skill:** Read and cover the matching number word.

**Supplies:** Numbers 1-10 Spinner OR Numbers 1-10 Cards OR Numbers 1-10 Digital Dice

**Instructions:** Students cover the matching number word.

## Print



## With Digital Dice



## Math Center

### Ten Frames 1-10

**Skill:** Cover the matching ten frame.

**Supplies:** Numbers 1-10 Spinner OR Numbers 1-10 Cards OR Numbers 1-10 Digital Dice

**Instructions:** Students cover the matching ten frame.

## Print



## With Digital Dice



# JANUARY MATH CENTERS


## Math Center

### Counting On 1-10

**Skill:** Count on from a number between 1-10.

**Supplies:** Numbers 1-10 Spinner OR Numbers 1-10 Digital Dice AND Numbers 1-10 Cards

**Instructions:** Students write or place the matching number in the first square. Students count on in the following squares.



## Print

## With Digital Dice



## Math Center

### Tally Marks 1-10

**Skill:** Cover the matching number of tally marks.

**Supplies:** Numbers 1-10 Spinner OR Numbers 1-10 Cards OR Numbers 1-10 Digital Dice

**Instructions:** Students cover the matching number of tally marks.



## Print

## With Digital Dice




## Math Center

### Number Comparison 1-10

**Skill:** Build and compare numbers using a ten frame.

**Supplies:** Double Numbers 1-10 Spinner OR Numbers Comparison 1-10 Digital Dice with comparison symbols

**Instructions:** Students write and build the number before comparing to find the largest number.



## Print

## With Digital Dice





# JANUARY MATH CENTERS

## Math Center

### Ten Frames 1-20

**Skill:** Count out objects on the ten frame to match the numeral.

**Supplies:** Numbers 1-20 Number Cards OR Numbers 1-20 Digital Dice

**Instructions:** Students place the matching number of objects on the ten frame.



## With Digital Dice



## Math Center

### Counting On 11-20

**Skill:** Count on from a number between 11-20.

**Supplies:** Numbers 11-20 Spinner OR Numbers 11-20 Digital Dice AND Numbers 11-25 Cards

**Instructions:** Students write or place the matching number in the first square. Students count on in the following squares.



## With Digital Dice



## Math Center

### Ten Frames 11-20

**Skill:** Cover the matching ten frame.

**Supplies:** Numbers 11-20 Spinner OR Numbers 11-20 Cards OR Numbers 11-20 Digital Dice

**Instructions:** Students cover the matching ten frame.



## With Digital Dice



# JANUARY MATH CENTERS

## Math Center

### Numbers Before and After

**Skill:** Write the number that comes before and the number that comes after.

**Supplies:** Numbers 11-20 Number Cards / Spinner OR Numbers 11-20 Digital Dice

**Instructions:** Students write the number that comes before and the number that comes after.

## Print



## With Digital Dice



## Math Center

### Tens and Ones

**Skill:** Represent a number using base ten blocks.

**Supplies:** Numbers 11-20 Number Cards / Spinner OR Numbers 11-20 Digital Dice

**Instructions:** Students build a number between 11-20 by decomposing it into tens and ones using base ten blocks.

## Print



## With Digital Dice



## Math Center

### Number Comparison 1-20

**Skill:** Build and compare numbers using a ten frame.

**Supplies:** Two sets of number 1-20 cards OR Numbers Comparison 1-20 Digital Dice and comparison symbols.

**Instructions:** Students write and build the number before comparing to find the largest number.

## Print



## With Digital Dice





# JANUARY MATH CENTERS

## Math Center

### Number Comparison 1-20

**Skill:** Compare numbers using comparison symbols.

**Supplies:** Two sets of number 1-20 cards OR Numbers Comparison 1-20 Digital Dice and comparison symbols.

**Instructions:** Students write the numbers and compare using comparison symbols.

## Print



## With Digital Dice



## Math Center

### Number Words 11-20

**Skill:** Read and cover the matching number word.

**Supplies:** Numbers 11-20 Spinner OR Numbers 11-20 Cards OR Numbers 11-20 Digital Dice

**Instructions:** Students cover the matching number word.

## Print



## With Digital Dice



## Math Center

### Making 10

**Skill:** Find and represent the pairs of numbers that make 10.

**Supplies:** Numbers 1-10 Spinner OR Making 10 Digital Dice

**Instructions:** Students spin a number on the spinner and add matching number of blocks to ten frame. How many more blocks are needed to fill the ten frame? Students write the addition fact to represent the ten frame. The digital dice shows pairs of numbers that make 10.

## Print



## With Digital Dice



# JANUARY MATH CENTERS

## Math Center


### Addition to 10

**Skill:** Add numbers within 10.

**Supplies:** Numbers 1-5 Double Spinner OR Addition to 10 Digital Dice

**Instructions:** Students write the numbers and find the sum using the number line.

## Print



## With Digital Dice



## Math Center


### Addition to 20

**Skill:** Add numbers within 20.

**Supplies:** Numbers 1-10 Double Spinner OR Numbers 1-10 Dice

**Instructions:** Students spin or roll 2 numbers, write the numbers, and find the sum using the number line.

## Print



## With Digital Dice



## Math Center

### Making 5 Bonds

**Skill:** Find and represent a number 5 bond.

**Supplies:** Numbers 1-5 Spinner OR Numbers 1-5 Cards OR Numbers 1-5 Digital Dice

**Instructions:** Students place the matching number of blocks on the five frame. How many more blocks are needed to fill the five frame? Students write the numbers in the squares to complete the number bond.

## Print



## With Digital Dice





# JANUARY MATH CENTERS

## Math Center

### Making 10 Bonds

**Skill:** Find and represent a number 10 bond.

**Supplies:** Numbers 1-10 Spinner OR Numbers 1-10 Cards OR Numbers 1-10 Digital Dice

**Instructions:** Students place the matching number of blocks on the ten frame. How many more blocks are needed to fill the ten frame? Students write the numbers to complete the number bond.



## Print

## With Digital Dice



## Math Center

### Subtraction from 5

**Skill:** Subtract a number from 5 and find the difference.

**Supplies:** Numbers 1-5 Spinner OR Numbers 1-5 Digital Dice

**Instructions:** Students place 5 blocks on the five frame. Students remove the matching number of blocks from the five frame to find the difference and write the subtraction fact.



## Print

## With Digital Dice



## Math Center

### Subtraction from 10

**Skill:** Subtract a number from 10 and find the difference.

**Supplies:** Numbers 1-10 Spinner OR Numbers 1-10 Digital Dice

**Instructions:** Students place 10 blocks on the ten frame. Students remove the matching number of blocks from the ten frame to find the difference and write the subtraction fact.



## Print

## With Digital Dice



# JANUARY MATH CENTERS

## Math Center


### Subtraction from 20

**Skill:** Subtract a number from 20 and find the difference.

**Supplies:** Numbers 11-20 Spinner OR Numbers 1-20 Digital Dice

**Instructions:** Students place 20 blocks on the ten frame. Students remove the matching number of blocks from the ten frames to find the difference and write the subtraction fact.

## Print



## With Digital Dice



## Math Center

### Winter Patterns

**Skill:** Build a pattern.

**Supplies:** Pattern Spinner OR Pattern Digital Dice

**Instructions:** Students use blocks to build a pattern matching the pattern code.

## Print



## With Digital Dice



## Math Center

### Winter 2D Shapes

**Skill:** Recognize 2D Shapes.

**Supplies:** Shapes Cards OR 2D Shapes Digital Dice

**Instructions:** Students cover the matching 2D shape.

## Print



## With Digital Dice





# JANUARY LITERACY CENTERS

## Literacy Center

### Match the Lowercase Letters

**Skill:** Match lowercase letters to uppercase letters.

**Supplies:** Alphabet Cards A-Z Uppercase  
OR Letters A-Z Uppercase Digital Dice

**Instructions:** Students match and cover the lowercase letter to the uppercase letter.



## Print

## With Digital Dice



## Literacy Center

### Letter Tracing (Uppercase / Lowercase)

**Skill:** Trace the letter using correct letter formation.

**Supplies:** Letter Tracing Cards Uppercase or Lowercase / Letter Writing Digital Dice

**Instructions:** Students trace the matching letter.



## Print

## With Digital Dice



## Literacy Center

### ABC ORDER (Uppercase / Lowercase)

**Skill:** Match the uppercase and lowercase alphabet letters.

**Supplies:** Alphabet Cards A-Z or Letters A-Z Digital Dice

**Instructions:** Students write or place the matching letter in the first square. Students write the next letters in ABC order.



## Print

## With Digital Dice



# JANUARY LITERACY CENTERS

## Literacy Center

### Consonants and Vowels

**Skill:** Sort the letters into consonants and vowels

**Supplies:** Alphabet Cards A-Z lowercase  
OR Letters A-Z lowercase Digital Dice

**Instructions:** Students cover the matching letter using the consonant and vowel ABC code.

## Print



## With Digital Dice



## Literacy Center

### Winter Syllables

**Skill:** Count the number of syllables in a Winter word.

**Supplies:** Winter Syllable Cards OR Winter Syllable Digital Dice

**Instructions:** Students count and cover the matching number of syllables.

## Print



## With Digital Dice



## Literacy Center

### Change the Word Cards

**Skill:** Substitute the beginning sound to spell a new word.

**Supplies:** Change the Words Cards

**Instructions:** Students change the beginning sound to build a new word to match the pictures.

## Print





# JANUARY LITERACY CENTERS

## Literacy Center

### Middle Sounds Match

**Skill:** Match a picture to the missing middle vowel sound.

**Supplies:** Vowel Spinner OR Middle Sounds Digital Dice

**Instructions:** Students find and cover a picture with the matching short vowel sound.



## Print

## With Digital Dice



## Literacy Center

### Ending Sounds Match

**Skill:** Match a picture to the missing ending sound.

**Supplies:** Ending Sound Spinner OR Ending Sounds Digital Dice

**Instructions:** Students find and cover a picture with the matching ending sound.



## Print

## With Digital Dice




## Literacy Center

### Beginning Blends (l, r, s blends)

**Skill:** Match pictures with matching beginning blend.

**Supplies:** Beginning Blends Spinner OR Beginning Blends digital Dice

**Instructions:** Students spin or roll a beginning blends and cover a matching picture.



## Print

## With Digital Dice



# JANUARY LITERACY CENTERS

## Literacy Center

### Spell and Cover Sight Words

**Skill:** Read and Spell Pre-Primer Sight Words

**Supplies:** Magnetic Letters OR Letter Cards AND Sight Word Cards OR Sight Words Digital Dice

**Instructions:** Students read, spell and cover the matching sight word.

## Print



## With Digital Dice



## Literacy Center

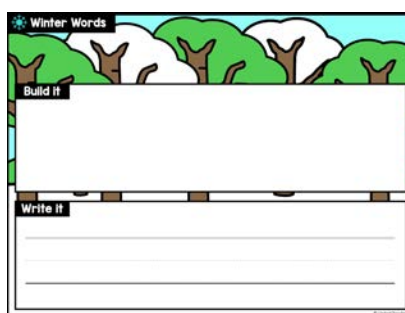
### Winter Vocabulary

**Skill:** Read and Spell Winter vocabulary words

**Supplies:** Magnetic Letters OR Letter Cards AND Winter vocabulary cards OR Winter Vocabulary Digital Dice

**Instructions:** Students read and spell the holiday words.

## Print



## With Digital Dice



## Literacy Center

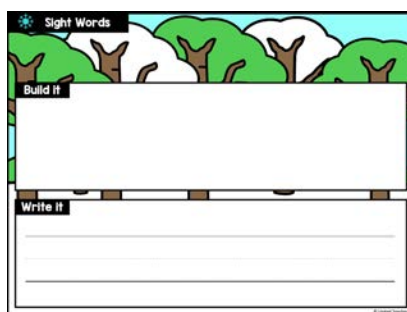
### Sight Words Building

**Skill:** Read and Spell Primer sight words

**Supplies:** Magnetic Letters OR Letter Cards AND sight word cards OR sight words Digital Dice

**Instructions:** Students read and spell the sight words.

## Print



## With Digital Dice





# JANUARY MATH CENTERS

**COUNTING 1-10**  
Count and color the matching number of snowballs.

**COUNTING 1-10**  
Count and color the matching number of fish.

**TALLY MARKS**  
Write the number and color the matching number of snowflakes.

**BEFORE AND AFTER 1-20**  
Write the number in the middle. What number comes before and after?

**TENS AND ONES**  
Write the number and color the matching number of base ten blocks.

**ADDITION TO 20**  
Find the sum. Use the number line to help you find the answer.

**MAKING 5**  
How many more do you need to make 5? Use the 5 frame to help you.

**MAKING 10**  
How many more do you need to make 10? Use the 10 frame to help you find the answer.

**Subtraction From 5**

**Subtraction From 10**

**Winter Patterns**  
Color the mittens using the pattern code.

**2D Shapes**  
Color the matching 2d shape.

**TEN FRAMES 1-10**  
Write the number and color the ten frame to show the number.

**NUMBER WORDS 1-10**  
Color the matching number word.

**COUNTING ON FROM 1-10**  
Count on and write the numbers that follow.

**TEN FRAMES 1-20**  
Write the number in the box and color the ten frame to show the number.

**NUMBER COMPARISON**  
Write the numbers in the snow globes. Write the comparison symbol.

**NUMBER WORDS 1-10**  
Color the matching number word.

**ADDITION TO 10**  
Color the ten frame to show the number combination. Write the addition fact.

**ADDITION TO 10**  
Find the sum. Use the number line to help you find the answer.

**United Teaching**

**26 literacy  
worksheets**



# THANK YOU FOR YOUR DOWNLOAD

Thanks for downloading this product! I hope it meets your needs and your children enjoy doing the activities. If you have any questions or suggestions please do not hesitate to contact me.

## FIND ME



UnitedTeaching.com



Basia 

[info@unitedteaching.com](mailto:info@unitedteaching.com)

## TERMS OF USE

Copyright ©2015 United Teaching - All rights reserved.

The purchase of a product entitles the purchaser the right to use the product for personal and single classroom purposes only.

Posting the product in whole or in part on the Internet in any form is strictly prohibited and is a violation of the Digital Millennium Copyright Act (DMCA).

## CLIPART AND FONTS

Clip art: Whimsy Clips, Educlips, Creative Clips, Graphics from the Pond, Scrappin Doodles, Pink Cat Studio, RamonaM Graphics, Ross's Jungle Teacher's Scrapbook, Zip-a-Dee Doo-Dah, The Cher Room, Ashley Hughes, The Painted Crow, Dancing Crayon Designs, Creating4theClassroom, Mixed Up Markers, Dazzling Clips.

Fonts: Kimberly Geswein Fonts

Audio Clips:

