

JANUARY MATH AND LITERACY



PRINT AND DIGITAL




JANUARY MATH AND LITERACY

Are you looking for math and literacy activities that are fun but also target essential skills and outcomes? These NO PREP and DIGITAL monthly activities have been designed to be highly engaging and are sure to make your students excited about learning.

The January Math and Literacy packet includes 79 pages of no prep math and literacy activities as well as 120 digital slides with audio instructions for Google SlidesTM. This will meet your teaching needs whether you are teaching in the classroom, online, or a mixture of both! The Google Slides can be assigned in Google Classroom and used for virtual learning on Google Classroom, or for in-classroom learning on tablets, smartboards or computers.

The January Math and Literacy activities are ideal:

- Morning Work
 - Independent Practice
 - Substitute Teachers
 - Math and Literacy Centers
 - Digital Learning Activities
 - Distance Learning
- 



JANUARY MATH AND LITERACY

The January Math and Literacy packet theme is Snowman, Hot Cocoa, and Winter. Skills and outcomes covered include:

- | | |
|---|--|
| <ul style="list-style-type: none">• Numbers 1-10• Numbers 1-20• Numbers 1-50• Numbers 1-100• Ten Frames• Tally Marks• Number Order• Counting On• Skip Counting• Comparing Numbers• Tens and Ones• Number Words• Making 10• Number Bonds for 5• Number Bonds for 10• Addition• Subtraction• Patterns• 2D Shapes• Symmetry | <ul style="list-style-type: none">• ABC Order• Consonants and Vowels• Syllables• Sight Words (Primer)• Phoneme Substitution - Beginning Sound• Beginning Sounds• Ending Sounds• Missing vowels• Beginning Blends• Writing Sentences• Color Words• Favorite Winter Activity• Winter Word Search• Trace the Snowflake |
|---|--|



JANUARY MATH AND LITERACY

Count and Color I-10 Name: _____
Count the snowballs. Color the ten frame to match the number.

Winter Ten Frames Name: _____
Color the ten frame to match the numeral.

Ten Frames Name: _____
Spin and color the matching ten frame.

Counting I-10 Name: _____
Count the fish. Color the matching number.

Tally Marks I-10 Name: _____
Color the matching number.

Number Compare Name: _____
Count the marshmallows. Cut and paste the matching number.

Number Words I-10 Name: _____
Color the matching number.

Color by Code: Number Words Name: _____

Number Words I-10 Name: _____
Count and write the matching number word.

Trace the Numbers Name: _____
Trace the numbers.

Numbers to 20 Name: _____
Trace the numbers. Write the missing numbers.

Number Compare Name: _____
Color the cup with the greater number.

Number Compare Name: _____
Count the snowflakes. Cut and paste the comparison signs.

Number Compare Name: _____
Compare the numbers. Cut and paste the comparison signs.

Count and Color II-20 Name: _____
Color the ten frame to match the number.

Spin and Color II-20 Name: _____
Spin and color the matching ten frame.

Spin and Color One More Name: _____
Spin a number. Color the number that is one more.

Spin and Color One Less Name: _____
Spin a number. Color the number that is one less.

Number Words II-20 Name: _____
Write the matching number word.

Color by Code: Number Words Name: _____

Number Maze I-20 Name: _____
Color the numbers I-20 in order.

Ten Frames II-20 Name: _____
Color the matching number.

One Less and One More Name: _____
Write the number that is one less and the number that is one more.

United Teaching

JANUARY MATH AND LITERACY

Number Compare Name: _____
Color the cup with the greater number.
11 12 13 14 15 16 17 18 19 20

Skip Counting by 2s Name: _____
Skip count by 2s. Count the marshmallows to help you.
Cut and paste the numbers.

Spin and Color II-20 Name: _____
Spin and color the matching base ten blocks.

Tens and Ones II-20 Name: _____
Cut and paste the numbers.

Number Compare Name: _____
Count the dots in the ten frame.
Write the number in the square. Color the greater number.

Skip Counting by 5s Name: _____
Skip count by 5s. Count the marshmallows to help you.
Cut and paste the numbers.

Numbers I-50 Name: _____
Trace the numbers.

Numbers I-100 Name: _____
Trace the numbers.

Making 10 Name: _____
Color the circles to find how many more to make 10?
Write the number to complete the addition fact.

Ten Frame Addition Name: _____
Add the numbers. Use the ten frame to help you find the sum.

Number Bonds for 5 Name: _____
Complete the number bond.

Number Bonds for 10 Name: _____
Complete the number bond.

Number Bonds to 10 Name: _____
Write the missing number to complete the number bond.

Subtraction from 10 Name: _____
Solve the subtraction fact. Use the ten frame to help you.

Spin and Add to 20 Name: _____
Spin a number. Write it in the box. Add the numbers.

Color by Code: Addition Name: _____

Subtraction from 5 Name: _____
Solve the subtraction fact. Use the five frame to help you.

Color by Code: Subtraction Name: _____

Snowflake Shapes Name: _____
Color the matching number of sides.

Spin and Subtract Name: _____
Spin a number. Write the number in the box and subtract.

Color a Pattern Name: _____
Color the mittens using the color code.

Snowflake Symmetry Name: _____
Draw the other side of the snowflake.

48 math pages

**31 literacy
pages**



JANUARY MATH AND LITERACY

Sight Word Hunt

Name: _____

Color the matching sight word.

out	but	at
but	but	but
all	with	but

Sight Word Hunt

Name: _____

Color the matching sight word.

do	be	be	what
be	be	am	have
be	have	what	do

Sight Word Hunt

Name: _____

Color the matching sight word.

yes	so	so
so	so	get
like	so	this

Sight Word Hunt

Color the matching sight word.

went	are	went
now	went	no
ride	went	went

Sight Word Hunt

Name: _____

Color the matching sight word.

into	too	into
too	into	into
saw	into	good

into	saw	pretty
good	good	good
want	good	good

ight word.

on	was	he	was
he	they	was	that
she	on	was	was
that	on	she	she

Sight Word Hunt

Name: _____

Color the matching sight word.

soon	please	soon
say	soon	soon
soon	our	under

under	say	our
our		
ate		

Colorful Mittens

Color the mittens by color.



Winter Sentences

Complete the sentences.



1. Let's go _____

2. Let's go _____

3. Let's go _____

4. Let's go _____

Favorite Winter Activity


Color your favorite fall activity. Camp _____



In the winter, I like to _____


Winter Word Search

Find the Winter words.



Trace the Snowflake

Trace the picture and word.



snowflake



JANUARY MATH AND LITERACY

Digital Math Activities

10 slides

Preview

10 slides

50
math
slides

JANUARY MATH AND LITERACY

Digital Math Activities

Preview

1-20 Type the number that is one less and one more.

1-20 Look at the tens and one. How many in all?

1-20 Skip count by 2s. Slide the numbers.

1-20 Drag the counter to show the greater amount.

1-20 Drag the counter to show the greater amount.

1-10 Slide the number to match the number word.

1-20 Skip count by 5s. Type the numbers.

1-10 Add the marshmallows. Type the answer in the box.

1-10 Add the numbers. Type the answer in the box.

1-5 Type the number to complete the number bond.

1-10 How many more to make 10? Type the answer in the box.

1-10 Type the number to complete the number bond.

1-5 Solve the subtraction fact. Cross out the snowflakes to help you find the answer.

1-10 Solve the subtraction fact. Cross out the ornaments to help you find the answer.

Complete the patterns.

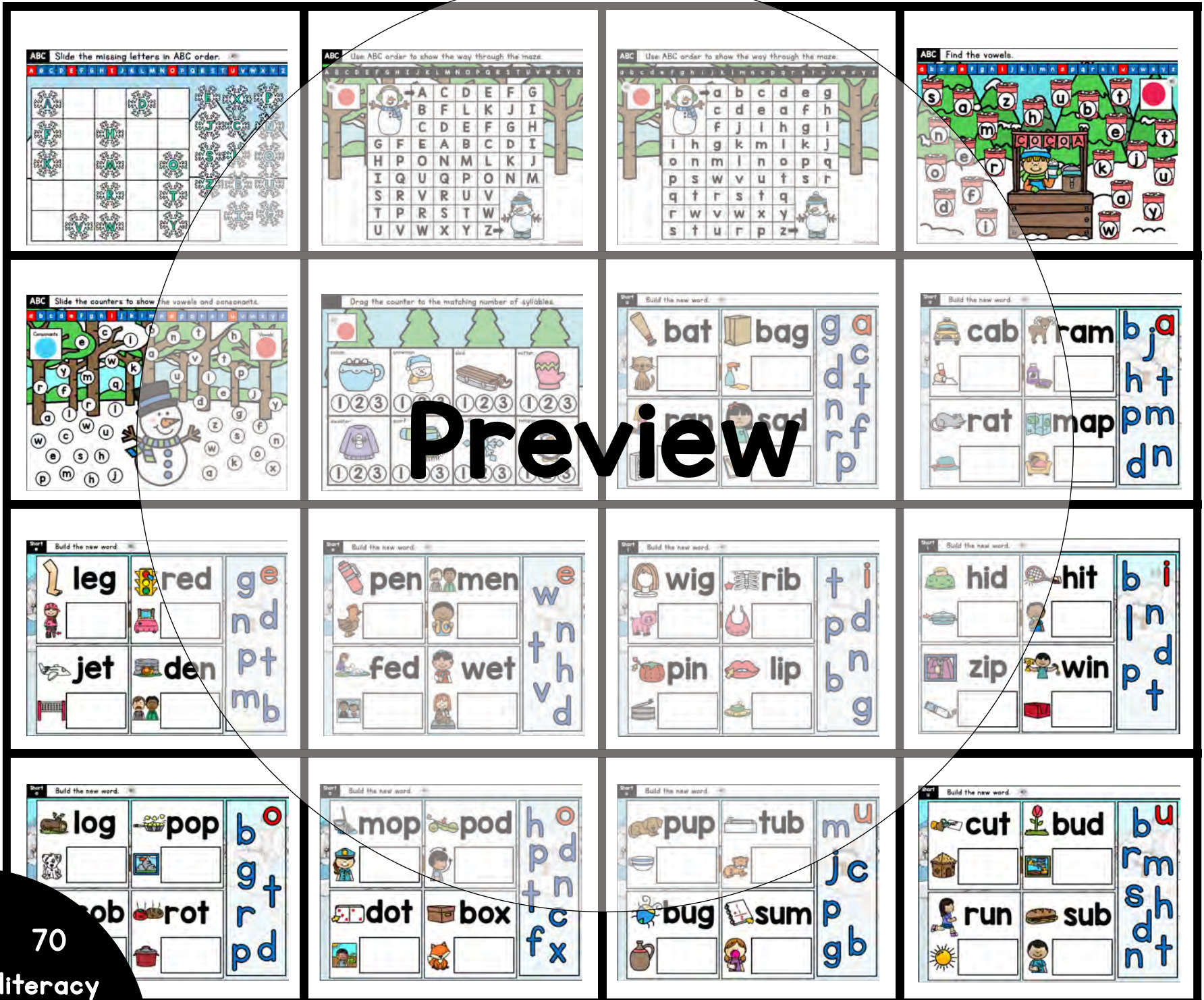
1-10 Count the number of sides for each shape. Type the number.

50
math
slides



JANUARY MATH AND LITERACY


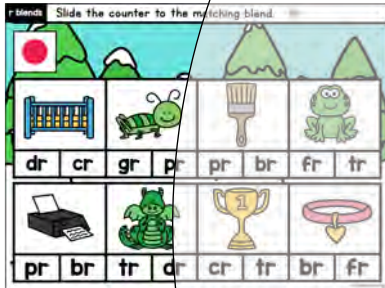
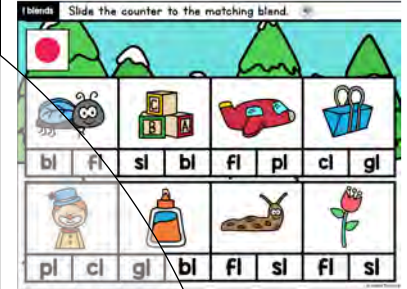

Digital Literacy Activities



70
literacy
slides


JANUARY MATH AND LITERACY

Digital Literacy Activities



Preview

48 Sight Word Slides



70
literacy
slides

JANUARY MATH AND LITERACY

Skip Counting by 2s Name: _____

Skip count by 2s. Count the marshmallows to help you.
Cut and paste the numbers.

6	18	10	14
12	4	20	8

© United Teaching

Snowflake Shapes Name: _____

Color the matching number of sides.

 (5) (3) (4)	 (5) (4) (6)	 (2) (4) (3)
 (0) (2) (1)	 (4) (2) (3)	 (1) (2) (0)
 (5) (4) (6)	 (5) (3) (4)	 (6) (8) (7)



© United Teaching















JANUARY MATH AND LITERACY

Short a

Name: _____

Change the Sound

Write the rhyming word.
















 bat	 car
 cat	 hat
 ran	 cat
 bag	 ram
 bag	 ram
 sad	 jam
 sad	 jam

© United Teaching

Name: _____



Missing Vowels

What is the middle sound? Write the complete word.

 b _ _	 p _ _	 j _ _
 b _ _	 p _ _	 j _ _
 c _ _	 p _ _	 c _ _
 c _ _	 p _ _	 c _ _
 c _ _	 p _ _	 s _ _
 t _ _	 p _ _	 s _ _
 t _ _	 p _ _	 s _ _

© United Teaching

Slide the counters to the matching sight word.



he	was	on
that	he	he
he	he	she

© United Teaching

Short
a

Build the new word.



bat



bag



ran














sad



g a
c
d +
n
r f
p

I-20 Skip count by 2s. Slide the numbers.



© United Teaching

I-10

Add the marshmallows. Type the answer in the box.



$$\text{Cup with 5 marshmallows} + \text{Cup with 2 marshmallows} = \boxed{}$$

$$\text{Cup with 4 marshmallows} + \text{Cup with 1 marshmallow} = \boxed{}$$

$$\text{Cup with 3 marshmallows} + \text{Cup with 3 marshmallows} = \boxed{}$$

$$\text{Cup with 6 marshmallows} + \text{Cup with 0 marshmallows} = \boxed{}$$

$$\text{Cup with 1 marshmallow} + \text{Cup with 4 marshmallows} = \boxed{}$$

$$\text{Cup with 2 marshmallows} + \text{Cup with 2 marshmallows} = \boxed{}$$

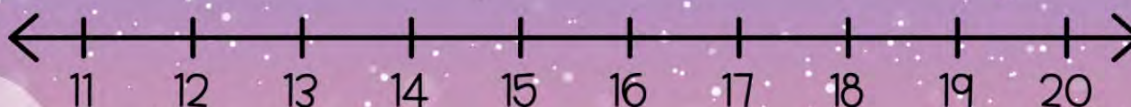
$$\text{Cup with 7 marshmallows} + \text{Cup with 1 marshmallow} = \boxed{}$$

$$\text{Cup with 3 marshmallows} + \text{Cup with 3 marshmallows} = \boxed{}$$

© United Teaching

11-20


Drag the counter to show the greater amount.



 12 15	 20 19	 15 17
 19 13	 14 18	 12 16
 11 14	 18 16	 13 19

© United Teaching

Drag the counter to the missing vowel.



b _ d



e o i

j _ g



o u e

p _ g



u a i

c _ p



u i e

d _ p



a o i

p _ t



e a o

s _ n



a u e

m _ p



o e a

© United Teaching

THANK YOU FOR YOUR DOWNLOAD

Thanks for downloading this product! I hope it meets your needs and your children enjoy doing the activities. If you have any questions or suggestions please do not hesitate to contact me.

FIND ME



info@unitedteaching.com

TERMS OF USE

Copyright ©2015 United Teaching - All rights reserved.

The purchase of a product entitles the purchaser the right to use the product for personal and single classroom purposes only.

Posting the product in whole or in part on the Internet in any form is strictly prohibited and is a violation of the Digital Millennium Copyright Act (DMCA).

CLIPART AND FONTS

Clip art: Whimsy Clips, Educlips, Creative Clips, Graphics from the Pond, Scrappin Doodles, Pink Cat Studio, RamonaM Graphics, Ross's Jungle Teacher's Scrapbook, Zip-a-Dee Doo-Dah, The Cher Room, Ashley Hughes, The Painted Crow, Dancing Crayon Designs, Creating4theClassroom, Mixed Up Markers, Dazzling Clips.

FonTS: Kimberly Geswein Fonts

Audio Clips:

