


DECEMBER

MATH AND LITERACY CENTERS



34
CENTERS

KINDERGARTEN



DECEMBER CENTERS


The December Math and Literacy Centers are sure to be a hit with your students! The Christmas math and literacy activities are a versatile and engaging way for students to work with a variety of Kindergarten skills and outcomes. Students can complete the activities using printable spinners and cards OR the digital dice. This provides flexibility with teaching in the classroom or with distance learning.

The Christmas centers and activities are a ton of fun and easy to prep.

Each math and literacy center includes:

- colorful activity mats
- Ink-saving worksheets
- printable spinners or cards
- digital dice

To complete the activities, the only supplies you need are small math manipulatives such as math cubes or pencils, markers, and crayons.






DECEMBER CENTERS

Included in the December Math and Literacy Centers are:

- 45 colorful math and literacy mats
- 45 worksheets
- 27 virtual dice

The December Math and Literacy Centers theme is Christmas. Skills and outcomes covered include:

- Numbers 1-5
- Numbers 1-10
- Numbers 1-20
- Number Order
- Number Words
- Tens and Ones
- Tally Marks
- Number Comparison
- Making 10
- Number Bonds for 5 and 10
- Addition
- Subtraction

- Letter Identification
 - Consonants and Vowels
 - Uppercase and Lowercase Letters
 - Letter Writing
 - Syllables
 - ABC Order
 - Pre-Primer Sight Words
 - CVC Word Families
 - Beginning Sounds
 - Middle Sounds
 - Spelling CVC Words
 - Holiday Vocabulary
- 



DECEMBER CENTERS

Using these digital dice and activities couldn't be easier! Each digital dice is a PowerPoint presentation. All you need to do is play the slideshow and with the press of a button, click of a mouse, or swipe on a touchpad, the dice will roll on your screen. The best part is that these dice are not limited by six sides like traditional dice.

IN ORDER FOR THE DIGITAL DICE TO WORK, THEY MUST BE PLAYED IN PRESENTATION MODE IN MICROSOFT POWERPOINT. THE DIGITAL DICE ARE COMPATIBLE WITH POWERPOINT MOBILE AND THE DESKTOP VERSIONS OF POWERPOINT (PowerPoint versions 2007 or later AND Macintosh PowerPoint 2013). THE DIGITAL DICE DO NOT WORK IN POWERPOINT FOR THE WEB, GOOGLE SLIDES OR KEYNOTE.



34 KINDERGARTEN MATH AND LITERACY CENTERS


Spinner Short a



WORD FAMILY MATCH: SHORT A





PRINT AND DIGITAL DICE OPTIONS





COLOR AND WORKSHEETS



45
worksheets



DECEMBER MATH CENTERS

Math Center	Digital Dice Name	Printable Supplies	Standard
Count and Cover Christmas Trees 1-10	Numbers 1-10, Number Words 1-10	Number Cards 1-10 or Spinner 1-10	K.CC.B.4, K.CC.B.5
Count and Cover Christmas Ornaments 1-10	Numbers 1-10, Number Words 1-10	Number Cards 1-10 or Spinner 1-10	K.CC.B.4, K.CC.B.5
Count and Cover Christmas Stockings 1-10	Numbers 1-10, Number Words 1-10	Number Cards 1-10 or Spinner 1-10	K.CC.B.4, K.CC.B.5
Build a Number: Ten Frame 1-10	Numbers 1-10	Number Cards 1-10 or Spinner 1-10	K.CC.B.4
Number Words 1-10	Numbers 1-10	Number Cards 1-10 or Spinner 1-10	
Ten Frames 1-10	Numbers 1-10, Number Words 1-10	Number Cards 1-10 or Spinner 1-10	K.CC.B.4, K.CC.B.5
Counting on from 1-10	Numbers 1-10	Number Cards 1-15 and Spinner 1-10	K.CC.A.2
Tally Marks 1-10	Numbers 1-10	Number Cards 1-10 or Spinner 1-10	K.CC.B.4, K.CC.B.5
Number Comparison 1-10	Number Comparison 1-10	2x Number Cards 1-10 or Double Spinner 1-10 Mat	K.CC.C.6, K.CC.C.7
Build a Number: Ten Frames 1-20	Numbers 1-20	Number Cards 1-20	K.CC.B.4
Counting on from 11-20	Numbers 11-20	Number Cards 11-25 and Spinner 11-20	K.CC.A.2
Ten Frames 1-20	Numbers 1-20, Number Words 1-20	Number Cards 1-20	K.CC.B.4, K.CC.B.5
Base Ten Blocks: Tens and Ones	Numbers 1-20	Number Cards 1-20	K.NBT.A.1
Number Comparison 1-20	Number Comparison 1-20	2x Number Cards 1-20	K.CC.C.6, K.CC.C.7
Number Words 11-20	Numbers 11-20	Number Cards 11-20 or Spinner 11-20	
Making 10 with a Ten Frame	Making 10	Number Cards 1-10 and Spinner 1-10	K.OA.A.4
Making 5 Number Bonds	Numbers 1-5	Number Cards 1-5 and Spinner 1-5	K.OA.A.3
Making 10 Number Bonds	Numbers 1-20	Number Cards 1-10 and Spinner 1-10	K.OA.A.3, K.OA.A.4
Addition to 10	Addition to 10	Double Spinner 1-5 Mat	K.OA.A.2
Subtraction from 5	Numbers 1-5	Spinner 1-5 and Number Cards 1-5	K.OA.A.2, K.OA.A.5
Subtraction from 10	Numbers 1-10	Spinner 1-10 and Number Cards 1-10	K.OA.A.2
Christmas Patterns	Christmas Patterns	Christmas Patterns Spinner	

DECEMBER LITERACY CENTERS

Literacy Center	Digital Dice Name	Printable Supplies	Standard
Match the Lowercase Letters	Letters A-Z Uppercase	Alphabet Cards A-Z Uppercase	RF.K.1.D
Letter Writing / Tracing	Letters A-Z Tracing Uppercase / Lowercase	Letter Tracing A-Z Uppercase / Lowercase	RF.K.1.D
Alphabet Order Uppercase	Letters A-Z Uppercase	Alphabet Cards A-Z Uppercase	RF.K.1.D
Alphabet Order Lowercase	Letters A-Z Lowercase	Alphabet Cards A-Z Lowercase	RF.K.1.D
Consonants and Vowels	Letters A-Z Lowercase	Alphabet Cards A-Z Lowercase	RF.K.1.D
Christmas Syllables	Christmas Syllables	Christmas Syllables	RF.K.2.B
Word Family Match Short A	Short A Word Family	Short A Spinner	RF.K.2.C
Word Family Match Short E	Short E Word Family	Short E Spinner	RF.K.2.C
Word Family Match Short I	Short I Word Family	Short I Spinner	RF.K.2.C
Word Family Match Short O	Short O Word Family	Short O Spinner	RF.K.2.C
Word Family Match Short U	Short U Word Family	Short U Spinner	RF.K.2.C
Beginning Sounds Match A-Z	Letters A-Z	Alphabet Cards A-Z Lowercase	RF.K.3.A
Middle Sounds Match	Middle Sounds	Vowels Spinner	RF.K.3.B
CVC Words Short A	Number Dice 1-6	Number 1-6 Spinner or a Dice	RF.K.2.D
CVC Words Short E	Number Dice 1-6	Number 1-6 Spinner or a Dice	RF.K.2.D
CVC Words Short I	Number Dice 1-6	Number 1-6 Spinner or a Dice	RF.K.2.D
CVC Words Short O	Number Dice 1-6	Number 1-6 Spinner or a Dice	RF.K.2.D
CVC Words Short U	Number Dice 1-6	Number 1-6 Spinner or a Dice	RF.K.2.D
Spell and Cover Sight Words Set 1	Sight Words Set 1	Sight Word Cards	RF.K.3.C
Spell and Cover Sight Words Set 2	Sight Words Set 2	Sight Word Cards	RF.K.3.C
Spell and Cover Sight Words Set 3	Sight Words Set 3	Sight Word Cards	RF.K.3.C
Spell and Cover Sight Words Set 4	Sight Words Set 4	Sight Word Cards	RF.K.3.C

DECEMBER MATH CENTERS

Math Center

Print

With Digital Dice

Count and Cover Christmas Trees 1-10

Skill: Match the number of ornaments to a numeral or number word.

Supplies: Numbers 1-10 Spinner OR Number Words 1-10 Spinner OR Numbers 1-10 Digital Dice OR Number Words 1-10 Digital Dice

Instructions: students match the number of ornaments to the spinner or digital dice.



Math Center

Print


With Digital Dice

Count and Cover Reindeer with Ornaments 1-10

Skill: Match the number of ornaments to a numeral or number word.

Supplies: Numbers 1-10 Spinner OR Number Words 1-10 Spinner OR Numbers 1-10 Digital Dice OR Number Words 1-10 Digital Dice

Instructions: students match the number of ornaments to the spinner or digital dice.



Math Center

Print

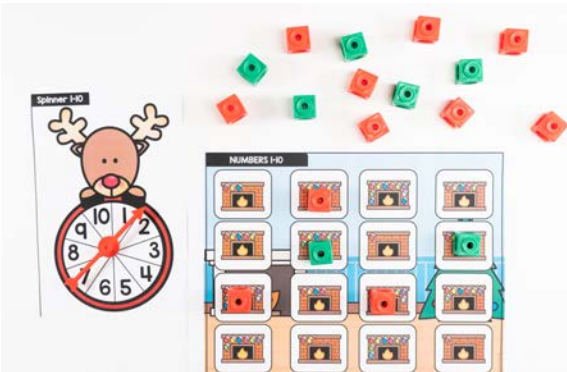
With Digital Dice

Count and Cover Christmas Stockings 1-10

Skill: Match the number of Christmas stockings to a numeral or number word.

Supplies: Numbers 1-10 Spinner OR Number Words 1-10 Spinner OR Numbers 1-10 Digital Dice OR Number Words 1-10 Digital Dice

Instructions: students match the number of Christmas stockings to the spinner or digital dice.



DECEMBER MATH CENTERS


Math Center

Ten Frame I-10

Skill: Count out objects on the ten frame to match the numeral.


Supplies: Numbers I-10 Spinner OR Numbers I-10 Cards or Numbers I-10 Digital Dice

Instructions: Students place the matching number of objects on the ten frame.



Print

With Digital Dice



Math Center

Number Words I-10

Skill: Read and cover the matching number word.

Supplies: Numbers I-10 Spinner OR Numbers I-10 Cards OR Numbers I-10 Digital Dice

Instructions: Students cover the matching number word.



Print

With Digital Dice



Math Center

Ten Frames I-10

Skill: Cover the matching ten frame.


Supplies: Numbers I-10 Spinner OR Numbers I-10 Cards OR Numbers I-10 Digital Dice

Instructions: Students cover the matching ten frame.



Print

With Digital Dice



DECEMBER MATH CENTERS

Math Center

Counting On 1-10

Skill: Count on from a number between 1-10.

Supplies: Numbers 1-10 Spinner OR Numbers 1-10 Digital Dice AND Numbers 1-10 Cards

Instructions: Students write or place the matching number in the first square. Students count on in the following squares.



Print

With Digital Dice




Math Center

Tally Marks 1-10

Skill: Cover the matching number of tally marks.

Supplies: Numbers 1-10 Spinner OR Numbers 1-10 Cards OR Numbers 1-10 Digital Dice

Instructions: Students cover the matching number of tally marks.



Print

With Digital Dice




Math Center

Number Comparison 1-10

Skill: Build and compare numbers using a ten frame.


Supplies: Double Numbers 1-10 Spinner OR Numbers Comparison 1-10 Digital Dice

Instructions: Students write and build the number before comparing to find the largest number.



Print

With Digital Dice



DECEMBER MATH CENTERS

Math Center

Ten Frames 1-20

Skill: Count out objects on the ten frame to match the numeral.

Supplies: Numbers 1-20 Number Cards OR Numbers 1-20 Digital Dice

Instructions: Students place the matching number of objects on the ten frame.



Print

With Digital Dice



Math Center

Counting On 11-20

Skill: Count on from a number between 11-20.

Supplies: Numbers 11-20 Spinner OR Numbers 11-20 Digital Dice AND Numbers 11-25 Cards

Instructions: Students write or place the matching number in the first square. Students count on in the following squares.



Print

With Digital Dice



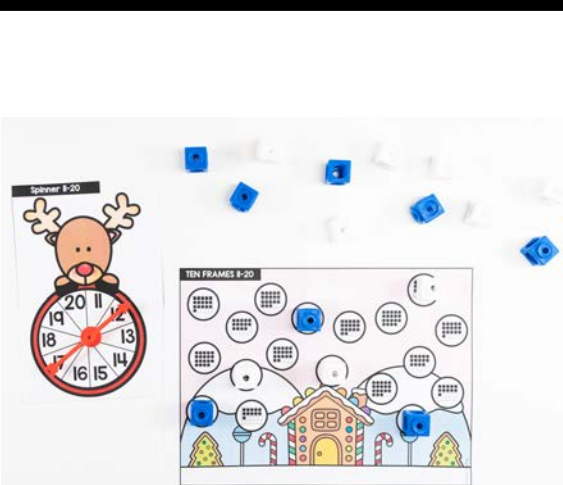
Math Center

Ten Frames 11-20

Skill: Cover the matching ten frame.


Supplies: Numbers 11-20 Spinner OR Numbers 11-20 Cards OR Numbers 11-20 Digital Dice

Instructions: Students cover the matching ten frame.



Print

With Digital Dice



DECEMBER MATH CENTERS


Math Center

Tens and Ones

Skill: Represent a number using base ten blocks.

Supplies: Numbers 11-20 Number Cards / Spinner OR Numbers 11-20 Digital Dice

Instructions: Students build a number between 11-20 by decomposing it into tens and ones using base ten blocks.



Print

With Digital Dice



Math Center

Number Comparison 1-20

Skill: Build and compare numbers using a ten frame.


Supplies: Two sets of number 1-20 cards OR Numbers Comparison 1-20 Digital Dice

Instructions: Students write and build the number before comparing to find the largest number.



Print

With Digital Dice



Math Center

Number Words 11-20

Skill: Read and cover the matching number word.

Supplies: Numbers 11-20 Spinner OR Numbers 11-20 Cards OR Numbers 11-20 Digital Dice

Instructions: Students cover the matching number word.



Print

With Digital Dice



DECEMBER MATH CENTERS

Math Center


Making 10

Skill: Find and represent the pairs of numbers that make 10.

Supplies: Numbers 1-10 Spinner OR Making 10 Digital Dice

Instructions:

- Students spin a number on the spinner and add matching number of blocks to ten frame. How many more blocks are needed to fill the ten frame? Students write the addition fact to represent the ten frame.
- Using the Making 10 Digital Dice, students roll a pair of numbers that total 10. Students represent the pair of numbers on the ten frame and write the addition fact.



Print

With Digital Dice




Math Center

Making 5 Bonds

Skill: Find and represent a number 5 bond.


Supplies: Numbers 1-5 Spinner OR Numbers 1-5 Cards OR Numbers 1-5 Digital Dice

Instructions: Students place the matching number of blocks on the five frame. How many more blocks are needed to fill the five frame? Students write the numbers in the squares to complete the number bond.



Print

With Digital Dice



DECEMBER MATH CENTERS

Math Center

Making 10 Bonds

Skill: Find and represent a number 10 bond.

Supplies: Numbers 1-10 Spinner OR Numbers 1-10 Cards OR Numbers 1-10 Digital Dice

Instructions: Students place the matching number of blocks on the ten frame. How many more blocks are needed to fill the ten frame? Students write the numbers to complete the number bond.



Print

With Digital Dice



Math Center

Addition to 10

Skill: Add numbers within 10.

Supplies: Numbers 1-5 Double Spinner OR Addition to 10 Digital Dice

Instructions: Students write the numbers and find the sum using the number line.



Print

With Digital Dice




Math Center

Subtraction from 5

Skill: Subtract a number from 5 and find the difference.

Supplies: Numbers 1-5 Spinner OR Numbers 1-5 Digital Dice

Instructions: Students place 5 blocks on the five frame. Students remove the matching number of blocks from the five frame to find the difference and write the subtraction fact.



Print

With Digital Dice



DECEMBER MATH CENTERS

Math Center


Subtraction from 10

Skill: Subtract a number from 10 and find the difference.

Supplies: Numbers 1-10 Spinner OR Numbers 1-10 Digital Dice

Instructions: Students place 10 blocks on the ten frame. Students remove the matching number of blocks from the ten frame to find the difference and write the subtraction fact.

Print



With Digital Dice



Math Center

Christmas Patterns

Skill: Build a pattern.

Supplies: Pattern Spinner OR Pattern Digital Dice

Instructions: Students use blocks to build a pattern matching the pattern code.

Print



With Digital Dice



DECEMBER LITERACY CENTERS

Literacy Center


Match the Lowercase Letters

Skill: Match lowercase letters to uppercase letters.

Supplies: Alphabet Cards A-Z Uppercase
OR Letters A-Z Uppercase Digital Dice

Instructions: Students match and cover the lowercase letter to the uppercase letter.

Print



With Digital Dice



Literacy Center


Letter Tracing (Uppercase / Lowercase)

Skill: Trace the letter using correct letter formation.

Supplies: Letter Tracing Cards Uppercase or Lowercase / Letter Writing Digital Dice

Instructions: Students trace the matching letter.

Print



With Digital Dice



Literacy Center

ABC ORDER (Uppercase / Lowercase)

Skill: Match the number of Christmas stockings to a numeral or number word.

Supplies: Alphabet Cards A-Z or Letters A-Z Digital Dice

Instructions: Students write or place the matching letter in the first square. Students write the next letters in ABC order.

Print



With Digital Dice

DECEMBER LITERACY CENTERS

Literacy Center


Consonants and Vowels

Skill: Sort the letters into consonants and vowels

Supplies: Alphabet Cards A-Z lowercase
OR Letters A-Z lowercase Digital Dice

Instructions: Students cover the matching letter using the consonant and vowel ABC code.

Print



With Digital Dice



Literacy Center

Christmas Syllables

Skill: Count the number of syllables in a Christmas word.

Supplies: Christmas Syllable Cards OR Christmas Syllable Digital Dice

Instructions: Students count and cover the matching number of syllables.

Print



With Digital Dice



Literacy Center

Word Families: Short Vowels (5 Mats)

Skill: Match the picture to the short vowel word family.

Supplies: Short vowel Spinner OR Short vowel Word Family Digital Dice

Instructions: Students find and cover a picture to match the short vowel word family.

Print



With Digital Dice



DECEMBER LITERACY CENTERS

Literacy Center

Beginning Sounds Match

Skill: Match the beginning sound to each picture.

Supplies: Magnetic letters OR Lowercase Letters A-Z OR Letters A-Z Digital Dice

Instructions: Students find and cover a picture to match the beginning sound.

Print



Literacy Center


Middle Sounds Match

Skill: Match a picture to the missing middle vowel sound.

Supplies: Vowel Spinner OR Middle Sounds Digital Dice

Instructions: Students find and cover a picture with the matching short vowel sound.

Print



With Digital Dice



Literacy Center

Spell and Cover CVC Words (5 Mats)

Skill: Spell CVC Words

Supplies: Magnetic Letters OR Letter Cards AND Spinner Numbers 1-6 OR Dice OR Numbers 1-6 Digital Dice

Instructions: Students roll or spin a number and spell and cover the matching word.


Print



With Digital Dice



DECEMBER LITERACY CENTERS

Literacy Center	Print	With Digital Dice
<p><u>Spell and Cover Sight Words</u></p> <p>Skill: Read and Spell Pre-Primer Sight Words</p> <p>Supplies: Magnetic Letters OR Letter Cards AND Sight Word Cards OR Sight Words Digital Dice</p> <p>Instructions: Students read, spell and cover the matching sight word.</p>		
Literacy Center	Print	With Digital Dice
<p><u>Holiday Vocabulary</u></p> <p>Skill: Read and Spell Holiday vocabulary words</p> <p>Supplies: Magnetic Letters OR Letter Cards AND Holiday vocabulary cards OR Holiday Vocabulary Digital Dice</p> <p>Instructions: Students read and spell the holiday words.</p>		
Literacy Center	Print	With Digital Dice
<p><u>Sight Words Building</u></p> <p>Skill: Read and Spell Pre-primer sight words</p> <p>Supplies: Magnetic Letters OR Letter Cards AND sight word cards OR sight words Digital Dice</p> <p>Instructions: Students read and spell the sight words.</p>		

DECEMBER MATH CENTERS

22 math worksheets

COUNTING I-10
Color the matching number of Christmas ornaments.

TEN FRAMES I-10
Write the number in the box and color the ten frame to show the number.

COUNTING ON FROM I-10
Count on and write the numbers that follow.

TALLY MARKS

TEN FRAMES I-20
Write the number in the box and color the ten frame to show the number.

COUNTING ON FROM I-20
Write the number. Count on and write the numbers that follow.

NUMBER COMPARISON
Write the numbers and color the ten frames. Color the number that is greater.

NUMBER WORDS II-20
Color the matching number word.

MAKING 10
How many more do you need to make 10? Use the 10 frame to help you find the answer.

Subtraction From 5

Subtraction From 10

TEN FRAMES I-10
Write the number and color the ten frame to show the number.

NUMBER WORDS I-10
Write the number and color the matching number of base ten blocks.

NUMBER COMPARISON
Write the numbers and color the ten frames. Color the greater number.

TENS AND ONES
Write the number and color the matching number of base ten blocks.

MAKING 5
How many more do you need to make 5? Use the 5 frame to help you find the answer.

Christmas Patterns
Color the Christmas lights using the pattern code.

United Teaching

DECEMBER LITERACY CENTERS

ABC ORDER

Name: _____

Write the letter in the first Christmas light.
Write the letters that come next.

a b c d e f g h i j k l m n o p q r s t u v w x y z

1 2 3 4 5 6 7 8 9 10 11 12

ABC ORDER

Name: _____

Write the letter in the first Christmas light.
Write the letters that come next.

G H I J K L M N O P Q R S T U V W X Y Z

1 2 3 4 5 6 7 8 9 10 11 12

COLOR A LETTER

Name: _____

Color the matching lowercase letter.

1 2 3 4 5 6 7 8 9 10 11 12

Letter Writing

Name: _____

Trace the matching letter.

A B C D E F G H I J K L M N O P Q R

CONSONANTS AND VOWELS

Name: _____

Color the letter using the color code.

a b c d e f g h i j k l m n o p q r s t u v w x y z

Consonants: blue
Vowels: red

o e x v q k t u d s b g i m j p

WORD FAMILY MATCH: SHORT A

Name: _____

1 2 3 4 5 6 7 8 9 10 11 12

WORD FAMILY MATCH: SHORT I

Name: _____

1 2 3 4 5 6 7 8 9 10 11 12

WORD FAMILY MATCH: SHORT E

Name: _____

1 2 3 4 5 6 7 8 9 10 11 12

SPELL AND COLOR: SHORT A

Name: _____

Spell the word.

1 2 3 4 5 6 7 8 9 10 11 12

WORD FAMILY MATCH: SHORT U

Name: _____

1 2 3 4 5 6 7 8 9 10 11 12

WORD FAMILY MATCH: SHORT O

Name: _____

1 2 3 4 5 6 7 8 9 10 11 12

WORD FAMILY MATCH: SHORT U

Name: _____

1 2 3 4 5 6 7 8 9 10 11 12

SPELL AND COLOR: SHORT E

Name: _____

Spell the word.

1 2 3 4 5 6 7 8 9 10 11 12

SPELL AND COLOR: SHORT I

Name: _____

Spell the word.

1 2 3 4 5 6 7 8 9 10 11 12

BEGINNING SOUNDS

Name: _____

Write the beginning side.

a b c d e f g h i j k l m n o p q r s t u v w x y z

1 2 3 4 5 6 7 8 9 10 11 12

MIDDLE SOUNDS

Name: _____

Write the missing sound.

m p h n s d r b d p

SPELL AND COLOR: SHORT O

Name: _____

Spell the word.

1 2 3 4 5 6 7 8 9 10 11 12

Pre-Primer Set 1 TRACE THE SIGHT WORDS

Name: _____

Read and trace the matching sight word.

the in you said and

Pre-Primer Set 3 TRACE THE SIGHT WORDS

Name: _____

Read and trace the matching sight word.

make two help here away yellow two make big red

Pre-Primer Set 4 TRACE THE SIGHT WORDS

Name: _____

Read and trace the matching sight word.

funny play run for three find funny jump find three play blue jump blue come run come for find



23 literacy worksheets

THANK YOU FOR YOUR DOWNLOAD

Thanks for downloading this product! I hope it meets your needs and your children enjoy doing the activities. If you have any questions or suggestions please do not hesitate to contact me.

FIND ME



Basia 

info@unitedteaching.com

TERMS OF USE

Copyright ©2015 United Teaching - All rights reserved.

The purchase of a product entitles the purchaser the right to use the product for personal and single classroom purposes only.

Posting the product in whole or in part on the Internet in any form is strictly prohibited and is a violation of the Digital Millennium Copyright Act (DMCA).

CLIPART AND FONTS

Clip art: Whimsy Clips, Educlips, Creative Clips, Graphics from the Pond, Scrappin Doodles, Pink Cat Studio, RamonaM Graphics, Ross's Jungle Teacher's Scrapbook, Zip-a-Dee Doo-Dah, The Cher Room, Ashley Hughes, The Painted Crow, Dancing Crayon Designs, Creating4theClassroom, Mixed Up Markers, Dazzling Clips, Clipartino.

FonTS: Kimberly Geswein Fonts

Audio Clips:

