

# DECEMBER MATH AND LITERACY



## PRINT AND DIGITAL




# DECEMBER MATH AND LITERACY

Are you looking for math and literacy activities that are fun but also target essential skills and outcomes? These NO PREP and DIGITAL monthly activities have been designed to be highly engaging and are sure to make your students excited about learning.

The December Math and Literacy packet includes 79 pages of math and literacy no prep activities as well as 77 digital slides with audio instructions for Google Slides<sup>TM</sup>. This will meet your teaching needs whether you are teaching in the classroom, online, or a mixture of both! The Google Slides can be assigned in Google Classroom and used for virtual learning on Google Classroom, or for in-classroom learning on tablets, smartboards or computers.

The December Math and Literacy activities are ideal:

- Morning Work
  - Independent Practice
  - Substitute Teachers
  - Math and Literacy Centers
  - Digital Learning Activities
  - Distance Learning
- 




# DECEMBER MATH AND LITERACY

The December Math and Literacy packet theme is Christmas, Santa, and Elves.

Skills and outcomes covered include:

- Numbers 1-10
- Numbers 1-20
- Ten Frames
- Tally Marks
- Number Order
- Counting On
- Comparing Numbers
- Tens and Ones
- Number Words
- Making 10
- Number Bonds for 5
- Number Bonds for 10
- Addition
- Subtraction
- Patterns

- ABC Order
  - Consonants and Vowels
  - Syllables
  - Sight Words
  - Rhyming Words
  - Beginning Sounds
  - Ending Sounds
  - Missing vowels
  - Beginning Blends
  - Beginning Digraphs
  - Writing Sentences
  - Color Words
  - Christmas Word Search
- 



# DECEMBER MATH AND LITERACY

**Count and Color I-10** Name: \_\_\_\_\_  
Count the ornaments. Color the ten frame to match the number.

**Christmas Ten Frames** Name: \_\_\_\_\_  
Color the ten frame to match the numeral.

**Ten Frames** Name: \_\_\_\_\_  
Spin and color the matching ten frame.

**Counting I-10** Name: \_\_\_\_\_  
Count the stockings. Cut and paste the matching number.

**Number Words I-10** Name: \_\_\_\_\_  
Color the matching number.

**Color by Code: Number Words** Name: \_\_\_\_\_

one	two	three	four	five
yellow	orange	yellow	gray	blue
six	seven	eight	nine	ten
pink	red	brown	green	black

**Color by Code: Tally Marks** Name: \_\_\_\_\_

1	2	3	4	5
pink	green	orange	red	gray
6	7	8	9	10
yellow	purple	green	pink	blue

**Number Compare** Name: \_\_\_\_\_  
Count the dots in the ten frame. Write the number in the square. Color the greater number.

**Match and Write** Name: \_\_\_\_\_  
Trace the number word. Draw a line to the matching ten frame.

**Counting On** Name: \_\_\_\_\_  
Write the missing numbers in the train cars.

**One Less and One More** Name: \_\_\_\_\_  
Write the number that is one less and the number that is one more.

**Number Maze I-20** Name: \_\_\_\_\_  
Help the turkey bake the cake. Color the numbers 1-10.

**Trace the Numbers** Name: \_\_\_\_\_  
Trace the numbers.

**Spin and Color One Less** Name: \_\_\_\_\_  
Spin a number. Color the number that is one less.

**Spin and Color One More** Name: \_\_\_\_\_  
Spin a number. Color the number that is one more.

**Ten Frames II-15** Name: \_\_\_\_\_  
Color the ten frame to match the number.

**Ten Frames I6-20** Name: \_\_\_\_\_  
Color the ten frame to match the number.

**Ten Frames II-20** Name: \_\_\_\_\_  
Color the ten frame to match the number.

**Ten Frames** Name: \_\_\_\_\_  
Color the matching number.



# DECEMBER MATH AND LITERACY

**Spin and Color 11-20** Name: \_\_\_\_\_  
Spin and color the matching ten frame.

**Tens and Ones 11-20** Name: \_\_\_\_\_  
Color the base ten blocks to match the number.

**Match and Write** Name: \_\_\_\_\_  
Trace the number word.  
Draw a line to the matching ten frame.

**Color by Code: Number Words** Name: \_\_\_\_\_

**Number Words 11-20** Name: \_\_\_\_\_  
Color the matching number.

**Skip Counting by 2s** Name: \_\_\_\_\_  
Skip count by 2s. Use the reindeer antlers to help you.  
Cut and paste the numbers.

**Number Compare** Name: \_\_\_\_\_  
Count the dots in the ten frame.  
Write the number in the square. Color the greater number.

**Ornament Addition** Name: \_\_\_\_\_  
Count and add the ornaments.  
Use the number line to find the total.

**Number Bonds for 5** Name: \_\_\_\_\_  
Complete the number bond.

**Making 10** Name: \_\_\_\_\_  
Color the circles to find how many more to make 10?  
Write the number to complete the addition fact.

**Number Bonds for 10** Name: \_\_\_\_\_  
Complete the number bond.

**Spin and Add to 20** Name: \_\_\_\_\_  
Spin a number. Write it in the box. Add the numbers.

**Ten Frame Addition** Name: \_\_\_\_\_  
Add the numbers. Use the ten frame to help you find the sum.

**Color by Code: Addition** Name: \_\_\_\_\_

**Subtraction from 10** Name: \_\_\_\_\_  
Solve the subtraction fact. Use the ten frame to help you.

**Spin and Subtract** Name: \_\_\_\_\_  
Spin a number. Write the number in the box.


**Color by Code: Subtraction** Name: \_\_\_\_\_

**Number Bonds to 10** Name: \_\_\_\_\_  
Write the missing number to complete the number bond.

**Subtraction from 5** Name: \_\_\_\_\_  
Solve the subtraction fact. Use the five frame to help you.

**Color a Pattern** Name: \_\_\_\_\_  
Color the Christmas lights using the color code.

**45 math pages**





# DECEMBER MATH AND LITERACY

Name: \_\_\_\_\_

## ALPHABET MAZE

Trace the alphabet letters in alphabetical order.

A B C D E F G H I J K L M N O P Q R S T U V W X Y Z

Name: \_\_\_\_\_

## ABC ORDER

Fill in the missing letters to complete.

a b c d e f g h i j k l m n o p q

Name: \_\_\_\_\_

## ALPHABET MAZE

Trace the alphabet letters in alphabetical order.

a b c d e f g h i j k l m n o p q

Name: \_\_\_\_\_

## VOWELS AND CONSONANTS

Color the letters using the color code.

Consonants (blue) Vowels (red)

a b c d e f g h i j k l m n o p q r s t u v w x y z

Name: \_\_\_\_\_

## Syllables

Color the matching number of syllables.

ornament (3) stocking (3) tree (3)

Name: \_\_\_\_\_

## Rhyming Partners

Say the name of the picture. Dab the smiling face if they rhyme.

Short a

Name: \_\_\_\_\_

## Rhyming Partners

Say the name of the picture. Dab the smiling face if they rhyme.

Short e

Name: \_\_\_\_\_

## Rhyming Partners

Say the name of the picture. Dab the smiling face if they rhyme.

Short i

Name: \_\_\_\_\_

## Rhyming Partners

Say the name of the picture. Dab the smiling face if they rhyme.

Short o

Name: \_\_\_\_\_

## Rhyming Partners

Say the name of the picture. Dab the smiling face if they rhyme.

Short u

Name: \_\_\_\_\_

## Beginning Sounds

Color the beginning sound.

b r l

Name: \_\_\_\_\_

## Missing Vowels

Color the missing vowel.

o a i o u e

Name: \_\_\_\_\_

## Ending Sounds

Color the ending sound.

t p

Name: \_\_\_\_\_

## Say and Color

Say the name of the picture. Read and color the matching word.

red bed jet pet hen

Name: \_\_\_\_\_

## Say and Color

Say the name of the picture. Read and color the matching word.

in at em ell

Name: \_\_\_\_\_

## Beginning Blends

Color the matching beginning blend. Write the letters to complete the word.

gl pl cl um

Name: \_\_\_\_\_

## Beginning Blends

Color the matching beginning blend. Write the letters to complete the word.

cr br tr ap

Name: \_\_\_\_\_

## Beginning Blends

Color the matching beginning blend. Write the letters to complete the word.

fr pr dr og

Name: \_\_\_\_\_

## Beginning Blends

Color the matching beginning blend. Write the letters to complete the word.

br pr dr ice

Name: \_\_\_\_\_

## Beginning Blends

Color the matching beginning blend. Write the letters to complete the word.

fr cr br ush

Name: \_\_\_\_\_

## Beginning Blends

Color the matching beginning blend. Write the letters to complete the word.

sw st sn at

Name: \_\_\_\_\_

## Beginning Blends

Color the matching beginning blend. Write the letters to complete the word.

sp sw sk ate

Name: \_\_\_\_\_

## Beginning Blends

Color the matching beginning blend. Write the letters to complete the word.

sn sk sm em

Name: \_\_\_\_\_

## Beginning Blends

Color the matching beginning blend. Write the letters to complete the word.

sp sw sc hool

Name: \_\_\_\_\_

## Beginning Blends

Color the matching beginning blend. Write the letters to complete the word.

sm sn sn ess

Name: \_\_\_\_\_

34 literacy pages

United Teaching

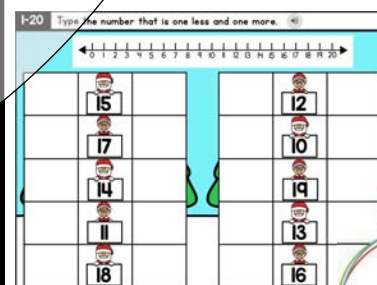
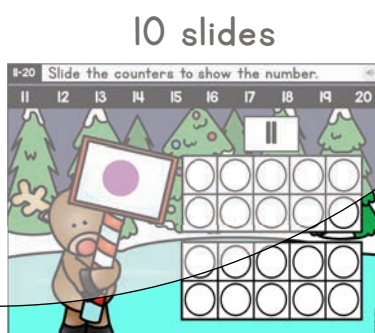
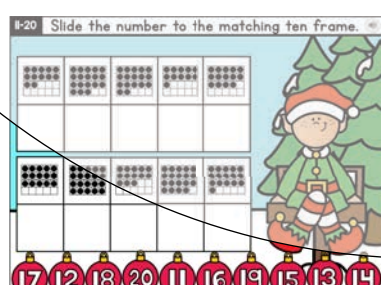



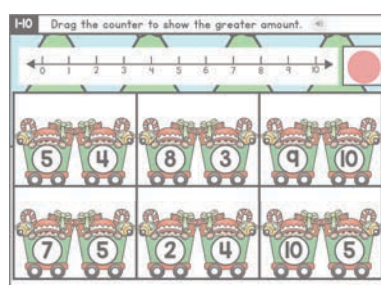

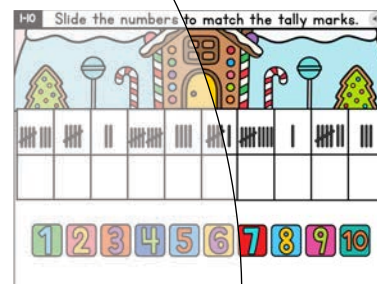
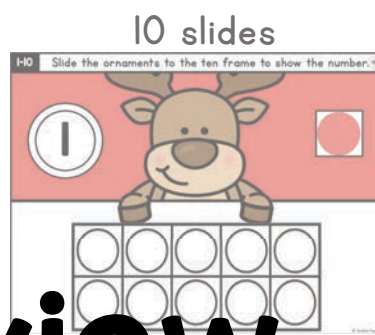
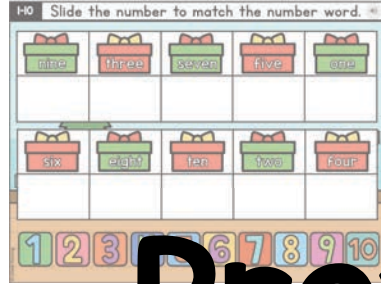
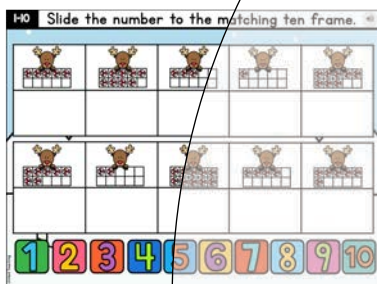
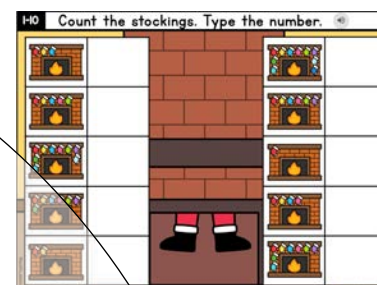
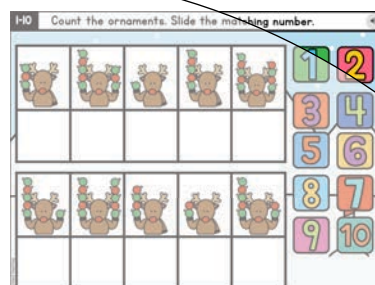
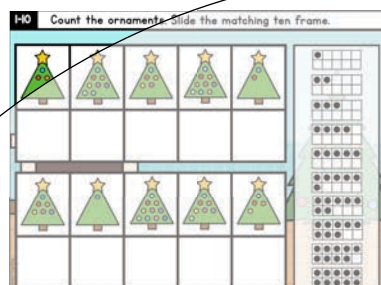





# DECEMBER DIGITAL ACTIVITIES

## Digital Math Activities

Preview



47  
math  
slides





# DECEMBER DIGITAL ACTIVITIES

## Digital Math Activities

Preview

I-20 Type how many tens and ones.

Tens	Ones	Tens	Ones	Tens	Ones	Tens	Ones

I-20 Read the number word. Type the number.

thirteen	nineteen
sixteen	twelve
fourteen	eighteen
seventeen	eleven
fifteen	twenty

I-20 Skip count by 2s. Slide the numbers.


10 18 2 12 6 20 8 4 16 14

I-20 Drag the counter to show the greater amount.

12	16	15	13	17	20
18	14	11	19	13	18

I-20 Slide the counter to cover the greater number.

12	15	10	8
14	11	16	19
7	4	15	18
10	13	17	20
12	9	14	19

I-10 Add the ornaments. Type the answer in the box.

	+		=	<input type="text"/>
	+		=	<input type="text"/>
	+		=	<input type="text"/>
	+		=	<input type="text"/>

I-10 Add the numbers. Type the answer in the box.

5 + 2 = <input type="text"/>	3 + 4 = <input type="text"/>	4 + 5 = <input type="text"/>
2 + 7 = <input type="text"/>	5 + 5 = <input type="text"/>	2 + 2 = <input type="text"/>
3 + 3 = <input type="text"/>	9 + 1 = <input type="text"/>	6 + 4 = <input type="text"/>

I-5 Type the number to complete the number bond.

<input type="text"/>	5
<input type="text"/>	2
<input type="text"/>	5
<input type="text"/>	5
<input type="text"/>	3
<input type="text"/>	5
<input type="text"/>	1
<input type="text"/>	5
<input type="text"/>	4

I-10 How many more to make 10? Type the answer in the box.

6 + <input type="text"/> = 10	9 + <input type="text"/> = 10	1 + <input type="text"/> = 10
3 + <input type="text"/> = 10	4 + <input type="text"/> = 10	8 + <input type="text"/> = 10
7 + <input type="text"/> = 10	2 + <input type="text"/> = 10	10 + <input type="text"/> = 10

I-10 Type the number to complete the number bond.

10	10	10	10
3	7	5	8
10	10	10	10
6	9	2	4

I-5 Solve the subtraction fact. Cross out the ornaments to help you find the answer.

5 - 1 = <input type="text"/>	5 - 4 = <input type="text"/>
5 - 2 = <input type="text"/>	5 - 5 = <input type="text"/>
5 - 3 = <input type="text"/>	5 - 0 = <input type="text"/>

I-10 Solve the subtraction fact. Cross out the ornaments to help you find the answer.

10 - 6 = <input type="text"/>	10 - 1 = <input type="text"/>	10 - 7 = <input type="text"/>
10 - 2 = <input type="text"/>	10 - 8 = <input type="text"/>	
10 - 4 = <input type="text"/>	10 - 9 = <input type="text"/>	

Complete the patterns.


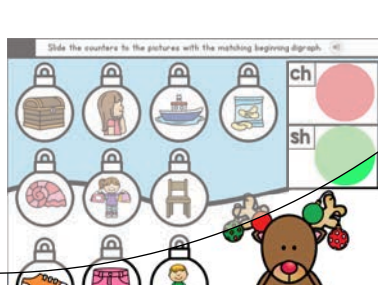
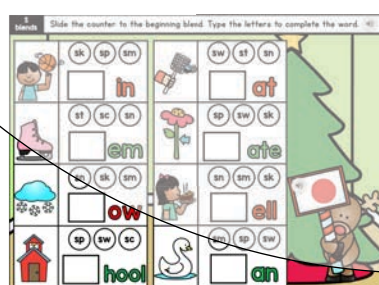


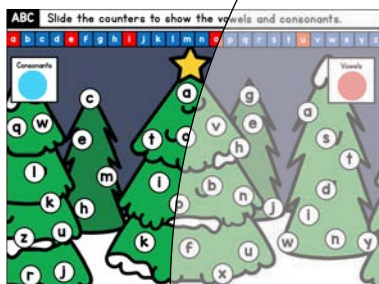
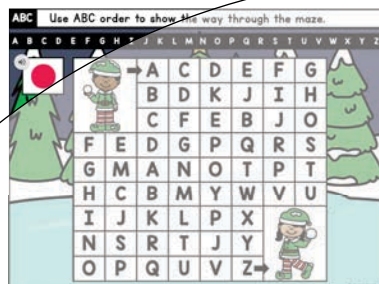
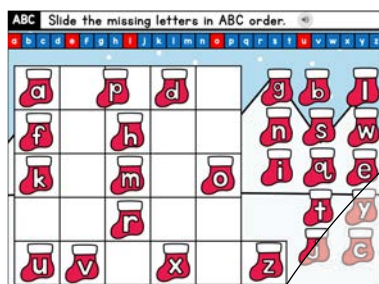

47  
math  
slides





# DECEMBER DIGITAL ACTIVITIES

## Digital Literacy Activities






Preview



# DECEMBER DIGITAL ACTIVITIES

## Digital Literacy Activities



Preview

# DECEMBER MATH AND LITERACY

**Number Compare** Name: \_\_\_\_\_

Color the Christmas cart with the greater number.

0 1 2 3 4 5 6 7 8 9 10

5	4	8
9	10	6
7	5	4
3	6	9
10	5	3

**Number Compare** Name: \_\_\_\_\_

Count the Christmas ornaments.  
Cut and paste the comparison signs.











0 1 2 3 4 5 6 7 8 9 10


United Teaching

# DECEMBER MATH AND LITERACY

**Skip Counting by 2s** Name: \_\_\_\_\_

Skip count by 2s. Use the reindeer antlers to help you.  
Cut and paste the numbers.




				
				

4	18	2	14
10	20	16	8

© United Teaching

**Color a Pattern** Name: \_\_\_\_\_

Color the Christmas lights using the color code.

**A**  red    **B**  green    **C**  yellow

A	B	A	B	A	B	A	B
A	B	A	B	A	B	A	B
A	B	C	A	B	C	A	B
A	B	B	A	B	B	A	B
A	A	B	A	A	B	A	A

© United Teaching

Preview






# DECEMBER MATH AND LITERACY

Name: \_\_\_\_\_

**Beginning Blends**  
Color the matching beginning blend.  
Write the letters to complete the word.

**l blends**

 um	 c
 ip	 c
 ad	 c
 ed	 c

Name: \_\_\_\_\_

**FIND THE VOWELS**  
Find and color the vowels.

a b c d e f g h i j k l m n o p q r s t u v w x y z



Preview

© United Teaching





# DECEMBER MATH AND LITERACY





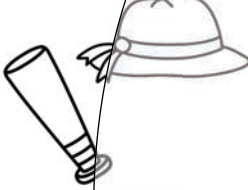





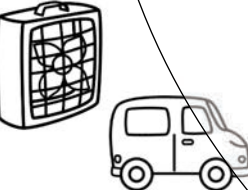


Name: \_\_\_\_\_

**Short a**

## Rhyming Partners

Say the name of the pictures.  
Dab the smiling face if they rhyme.


			
			
			
			

Name: \_\_\_\_\_

**set 3**

## I Spy Sight Words

Find the sight words.  
Color a square in the column with the matching sight word.








4	we	little	down	can	see	not
3	we	little	down	can	see	not
2	we	little	down	can	see	not
1	we	little	down	can	see	not
	we	little	down	can	see	not






© United Teaching

I-10

Count the ornaments. Slide the matching ten frame.

●				

●	●			

●	●	●		

●	●	●	●	

●	●	●	●	●

●	●	●	●	●
●				

●	●	●	●	●
●	●			


●	●	●	●	●
●	●	●	●	●

●	●	●	●	●
●	●	●	●	●

© United Teaching



I-20 Skip count by 2s. Slide the numbers.



10

18

2

12

6

20

8































4

16

14

© United Teaching

Complete the patterns.





L  
blends

Slide the counter to the beginning blend. Type the letters to complete the word.



gl pl cl

um



cl fl pl

ip



pl gl bl

ad



gl cl sl

ed



sl bl cl

ap



bl fl cl

ip




fl gl sl

at



sl pl cl

ug



© United Teaching

Find and cover the sight words.



make



funny



two




play



run





find





Short  
a

Slide the counter to the matching word.



ham

hat

map

jam

bat

cab

fan

ran



bag

rag

cat

jam

nap

pan

pad

cap

© United Teaching

# THANK YOU FOR YOUR DOWNLOAD

Thanks for downloading this product! I hope it meets your needs and your children enjoy doing the activities. If you have any questions or suggestions please do not hesitate to contact me.

## FIND ME



[info@unitedteaching.com](mailto:info@unitedteaching.com)

## TERMS OF USE

Copyright ©2015 United Teaching - All rights reserved.

The purchase of a product entitles the purchaser the right to use the product for personal and single classroom purposes only.

Posting the product in whole or in part on the Internet in any form is strictly prohibited and is a violation of the Digital Millennium Copyright Act (DMCA).

## CLIPART AND FONTS

Clip art: Whimsy Clips, Educlips, Creative Clips, Graphics from the Pond, Scrappin Doodles, Pink Cat Studio, RamonaM Graphics, Ross's Jungle Teacher's Scrapbook, Zip-a-Dee Doo-Dah, The Cher Room, Ashley Hughes, The Painted Crow, Dancing Crayon Designs, Creating4theClassroom, Mixed Up Markers, Dazzling Clips, Clipartino.

FonTS: Kimberly Geswein Fonts

Audio Clips:

