


NOVEMBER

MATH AND LITERACY CENTERS



34
CENTERS

KINDERGARTEN



NOVEMBER CENTERS


The November Math and Literacy Centers are sure to be a hit with your students! The Thanksgiving math and literacy activities are a versatile and engaging way for students to work with a variety of Kindergarten skills and outcomes. Students can complete the activities using printable spinners and cards OR the digital dice. This provides flexibility with teaching in the classroom or with distance learning.

The Thanksgiving centers and activities are a ton of fun and easy to prep.

Each math and literacy center includes:

- colorful activity mats
- worksheets
- printable spinners or cards
- digital dice

To complete the activities, the only supplies you need are small math manipulatives such as math cubes or pencils, markers, and crayons.





NOVEMBER CENTERS

Included in the November Math and Literacy Centers are:

- 51 colorful math and literacy mats
- 50 worksheets
- 33 virtual dice

The November Math and Literacy Centers theme is Thanksgiving. Skills and outcomes covered include:

- | | |
|--|--|
| <ul style="list-style-type: none">• Numbers 1-5• Numbers 1-10• Numbers 1-20• Number Order• Number Words• Tens and Ones• Tally Marks• Number Comparison• Making 10• Number Bonds for 5 and 10• Addition• Subtraction | <ul style="list-style-type: none">• Letter Identification• Consonants and Vowels• Uppercase and Lowercase Letters• Letter Writing• Syllables• ABC Order• Pre-Primer Sight Words• Rhyming Words• Beginning Sounds• Reading CVC Words• Thanksgiving Vocabulary |
|--|--|





NOVEMBER CENTERS

Using these digital dice and activities couldn't be easier! Each digital dice is a PowerPoint presentation. All you need to do is play the slideshow and with the press of a button, click of a mouse, or swipe on a touchpad, the dice will roll on your screen. The best part is that these dice are not limited by six sides like traditional dice.

IN ORDER FOR THE DIGITAL DICE TO WORK, THEY MUST BE PLAYED IN PRESENTATION MODE IN MICROSOFT POWERPOINT. THE DIGITAL DICE ARE COMPATIBLE WITH POWERPOINT MOBILE AND THE DESKTOP VERSIONS OF POWERPOINT (PowerPoint versions 2007 or later AND Macintosh PowerPoint 2013). THE DIGITAL DICE DO NOT WORK IN POWERPOINT FOR THE WEB, GOOGLE SLIDES OR KEYNOTE.



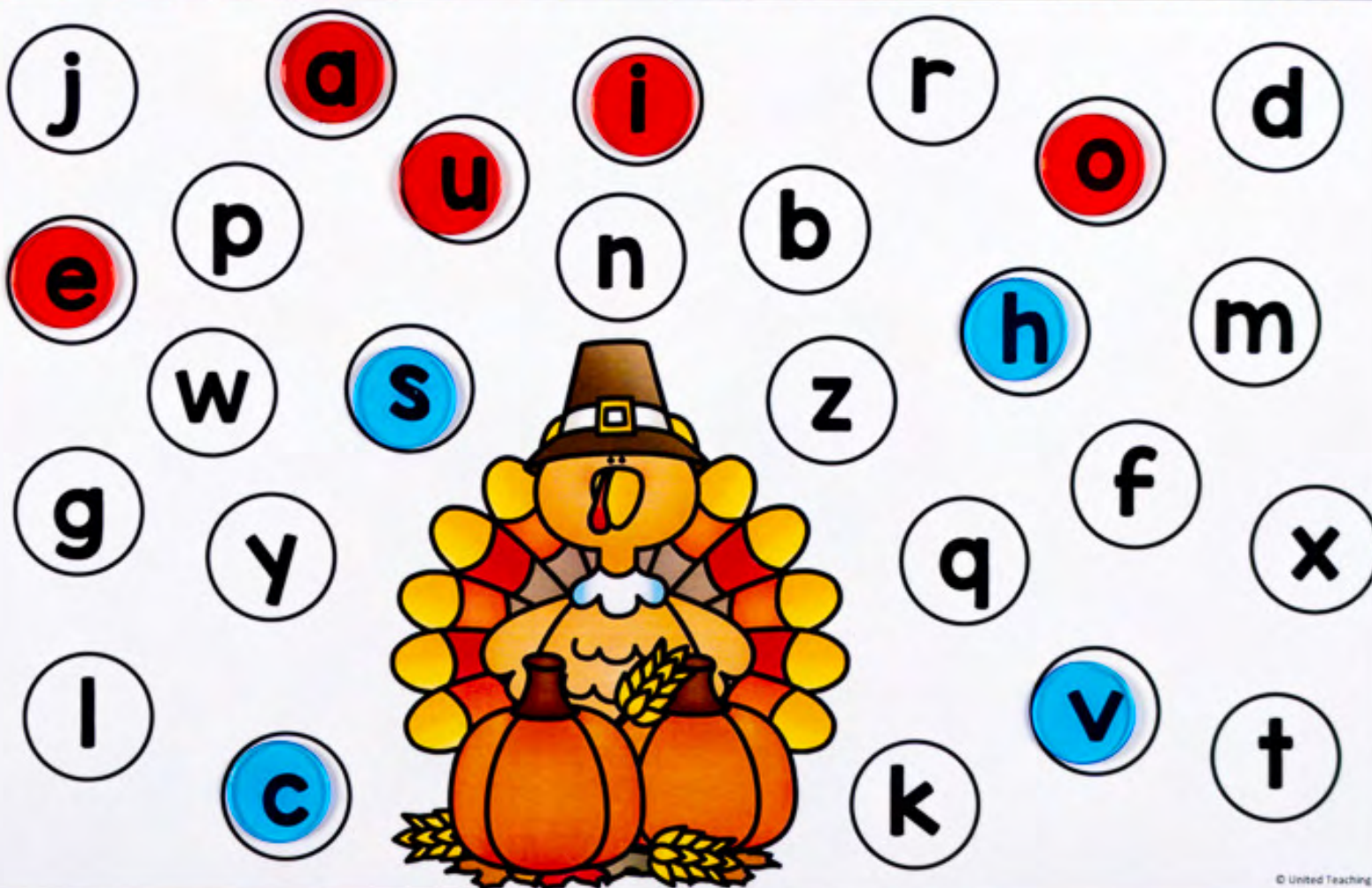
34

MATH AND LITERACY CENTERS

ROLL AND COVER CONSONANTS AND VOWELS

Roll the A-Z die. Cover the letter using the color code on the alphabet strip.

a b c d e f g h i j k l m n o p q r s t u v w x y z




© United Teaching

PRINT AND DIGITAL DICE OPTIONS










COLOR AND WORKSHEETS



CVC WORDS: ROLL AND RACE

Roll the Numbers 1-5 Dice. Read and cover the CVC word in the matching column.

Short E





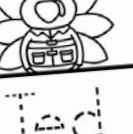





				
hem	pet	Meg	pen	Ted
leg	wed	led	jet	fed
den	ben	beg	wet	men

Small dice are placed on the grid to indicate the roll.

CVC WORDS

Read and trace the CVC word in the matching column.

Short E

				
hem	pet	Meg	pen	Ted
leg	wed	led	jet	fed
den	ten	beg	web	get
bed	peg	set	red	men
				

50
worksheets



NOVEMBER MATH CENTERS

Math Center	Digital Dice Name	Printable Supplies	Standard
Count and Cover Turkey Feather I-10	Numbers I-10, Number Words I-10	Number Cards I-10 or Spinner I-10	K.CC.B.4, K.CC.B.5
Count and Cover Corn I-10	Numbers I-10, Number Words I-10	Number Cards I-10 or Spinner I-10	K.CC.B.4, K.CC.B.5
Count and Cover Pumpkin Pies I-10	Numbers I-10, Number Words I-10	Number Cards I-10 or Spinner I-10	K.CC.B.4, K.CC.B.5
Build a Number: Ten Frame I-10	Numbers I-10	Number Cards I-10 or Spinner I-10	K.CC.B.4
Number Words I-10	Numbers I-10	Number Cards I-10 or Spinner I-10	
Ten Frames I-10	Numbers I-10, Number Words I-10	Number Cards I-10 or Spinner I-10	K.CC.B.4, K.CC.B.5
Counting on from I-10	Numbers I-10	Number Cards I-15 and Spinner I-10	K.CC.A.2
Tally Marks I-10	Numbers I-10	Number Cards I-10 or Spinner I-10	K.CC.B.4, K.CC.B.5
Number Comparison I-10	Number Comparison I-10	2x Number Cards I-10 or Double Spinner I-10 Mat	K.CC.C.6, K.CC.C.7
Number Comparison with Turkey Feathers	Number Comparison I-10	Double Spinner I-10 Mat	K.CC.C.6, K.CC.C.7
Build a Number: Ten Frames I-20	Numbers I-20	Number Cards I-20	K.CC.B.4
Counting on from II-20	Numbers II-20	Number Cards II-25 and Spinner II-20	K.CC.A.2
Ten Frames I-20	Numbers I-20, Number Words I-20	Number Cards I-20	K.CC.B.4, K.CC.B.5
Base Ten Blocks: Tens and Ones	Numbers I-20	Number Cards I-20	K.NBT.A.1
Number Comparison I-20	Number Comparison I-20	2x Number Cards I-20	K.CC.C.6, K.CC.C.7
Number Words II-20	Numbers II-20	Number Cards II-20 or Spinner II-20	
Making 10 with a Ten Frame	Making 10	Number Cards I-10 and Spinner I-10	K.OA.A.4
Making 5 Number Bonds	Numbers I-5	Number Cards I-5 and Spinner I-5	K.OA.A.3
Making 10 Number Bonds	Numbers I-20	Number Cards I-10 and Spinner I-10	K.OA.A.3, K.OA.A.4
Addition to 5	Addition to 5	Addition Cards I-5	K.OA.A.2, K.OA.A.5
Addition to 10	Addition to 10	Double Spinner I-5 Mat	K.OA.A.2
Subtraction from 5	Numbers I-5	Spinner I-5 and Number Cards I-5	K.OA.A.2, K.OA.A.5
Subtraction from 10	Numbers I-10	Spinner I-10 and Number Cards I-10	K.OA.A.2

NOVEMBER LITERACY CENTERS

Literacy Center	Digital Dice Name	Printable Supplies	Standard
Match the Lowercase Letters	Letters A-Z Uppercase	Alphabet Cards A-Z Uppercase	RF.K.1.D
Letter Writing / Tracing	Letters A-Z Tracing Uppercase / Lowercase	Letter Tracing A-Z Uppercase / Lowercase Cards	RF.K.1.D
Alphabet Order Uppercase	Letters A-Z Uppercase	Alphabet Cards A-Z Uppercase	RF.K.1.D
Alphabet Order Lowercase	Letters A-Z Lowercase	Alphabet Cards A-Z Lowercase	RF.K.1.D
Consonants and Vowels	Letters A-Z Lowercase	Alphabet Cards A-Z Lowercase	RF.K.1.D
Thanksgiving Syllables	Thanksgiving Syllables	Thanksgiving Syllables	RF.K.2.B
Rhyming Words Short A	Short A Word Family	Short A Spinner	RF.K.2.A
Rhyming Words Short E	Short E Word Family	Short E Spinner	RF.K.2.A
Rhyming Words Short I	Short I Word Family	Short I Spinner	RF.K.2.A
Rhyming Words Short O	Short O Word Family	Short O Spinner	RF.K.2.A
Rhyming Words Short U	Short U Word Family	Short U Spinner	RF.K.2.A
Beginning Sounds (a, m, t, s)	Alphabet Letters a, m, t, s	Alphabet Letters a, m, t, s	RF.K.3.A
Beginning Sounds (i, f, d, r)	Alphabet Letters i, f, d, r	Alphabet Letters i, f, d, r	RF.K.3.A
Beginning Sounds (o, g, l, h)	Alphabet Letters o, g, l, h	Alphabet Letters o, g, l, h	RF.K.3.A
Beginning Sounds (u, c, b, n)	Alphabet Letters u, c, b, n	Alphabet Letters u, c, b, n	RF.K.3.A
Beginning Sounds (k, v, e, w)	Alphabet Letters k, v, e, w	Alphabet Letters k, v, e, w	RF.K.3.A
Beginning Sounds (j, p, y, x, q, z)	Alphabet Letters j, p, y, x, q, z	Alphabet Letters j, p, y, x, q, z	RF.K.3.A
CVC Words Short A	Number Dice 1-5	Number 1-5 Spinner or a Dice	RF.K.2.D
CVC Words Short E	Number Dice 1-5	Number 1-5 Spinner or a Dice	RF.K.2.D
CVC Words Short I	Number Dice 1-5	Number 1-5 Spinner or a Dice	RF.K.2.D
CVC Words Short O	Number Dice 1-5	Number 1-5 Spinner or a Dice	RF.K.2.D
CVC Words Short U	Number Dice 1-5	Number 1-5 Spinner or a Dice	RF.K.2.D
Match the Lowercase Letters	Letters A-Z Uppercase	Alphabet Cards A-Z Uppercase	RF.K.1.D
Spell and Cover Sight Words Set 1	Sight Words Set 1	Sight Word Cards	RF.K.3.C
Spell and Cover Sight Words Set 2	Sight Words Set 2	Sight Word Cards	RF.K.3.C
Spell and Cover Sight Words Set 3	Sight Words Set 3	Sight Word Cards	RF.K.3.C
Spell and Cover Sight Words Set 4	Sight Words Set 4	Sight Word Cards	RF.K.3.C

NOVEMBER MATH CENTERS

Math Center

Count and Cover Turkey Feathers 1-10

Skill: Match the number of turkey feathers to a numeral or number word.

Supplies: Numbers 1-10 Spinner OR Number Words 1-10 Spinner OR Numbers 1-10 Digital Dice OR Number Words 1-10 Digital Dice

Instructions: students match the number of turkey feathers to the spinner or digital dice.



Print

With Digital Dice




Math Center

Count and Cover Corn 1-10

Skill: Match the number of corn to a numeral or number word.

Supplies: Numbers 1-10 Spinner OR Number Words 1-10 Spinner OR Numbers 1-10 Digital Dice OR Number Words 1-10 Digital Dice

Instructions: students match the number of corn to the spinner or digital dice.



Print

With Digital Dice




Math Center

Count and Cover Pumpkin Pies 1-10

Skill: Match the number of pumpkin pies to a numeral or number word.

Supplies: Numbers 1-10 Spinner OR Number Words 1-10 Spinner OR Numbers 1-10 Digital Dice OR Number Words 1-10 Digital Dice

Instructions: students match the number of pumpkin pies to the spinner or digital dice.



Print

With Digital Dice



NOVEMBER MATH CENTERS

Math Center


Ten Frame I-10

Skill: Count out objects on the ten frame to match the numeral.

Supplies: Numbers I-10 Spinner OR Numbers I-10 Cards or Numbers I-10 Digital Dice

Instructions: Students place the matching number of objects on the ten frame.

Print



With Digital Dice



Math Center


Number Words I-10

Skill: Read and cover the matching number word.

Supplies: Numbers I-10 Spinner OR Numbers I-10 Cards OR Numbers I-10 Digital Dice

Instructions: Students cover the matching number word.

Print



With Digital Dice



Math Center


Ten Frames I-10

Skill: Cover the matching ten frame.

Supplies: Numbers I-10 Spinner OR Numbers I-10 Cards OR Numbers I-10 Digital Dice

Instructions: Students cover the matching ten frame.

Print



With Digital Dice



NOVEMBER MATH CENTERS

Math Center

Counting On I-10

Skill: Count on from a number between I-10.


Supplies: Numbers I-10 Spinner OR Numbers I-10 Digital Dice AND Numbers I-10 Cards

Instructions: Students write or place the matching number in the first square. Students count on in the following squares.



Print

With Digital Dice




Math Center

Tally Marks I-10

Skill: Cover the matching number of tally marks.

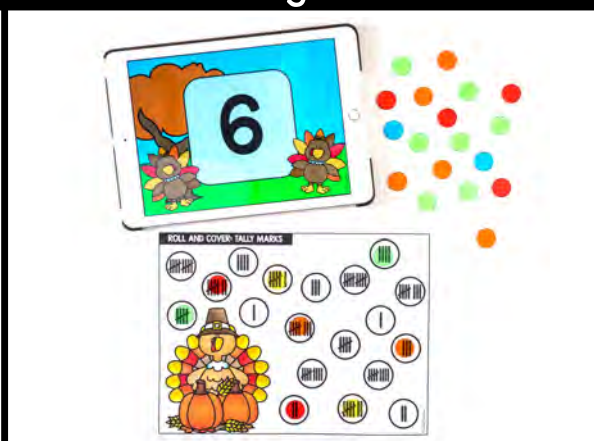
Supplies: Numbers I-10 Spinner OR Numbers I-10 Cards OR Numbers I-10 Digital Dice

Instructions: Students cover the matching number of tally marks.



Print

With Digital Dice



Math Center

Number Comparison I-10

Skill: Build and compare numbers using a ten frame.


Supplies: Double Numbers I-10 Spinner OR Numbers Comparison I-10 Digital Dice

Instructions: Students write and build the number before comparing to find the largest number.



Print

With Digital Dice



NOVEMBER MATH CENTERS


Math Center

Number Comparison I-10

Skill: Compare numbers using comparison symbols.

Supplies: Double Numbers I-10 Spinner OR Numbers Comparison I-10 Digital Dice

Instructions: Students write the numbers, color the matching number of feathers on the turkeys, and write the comparison symbol.



Print

With Digital Dice



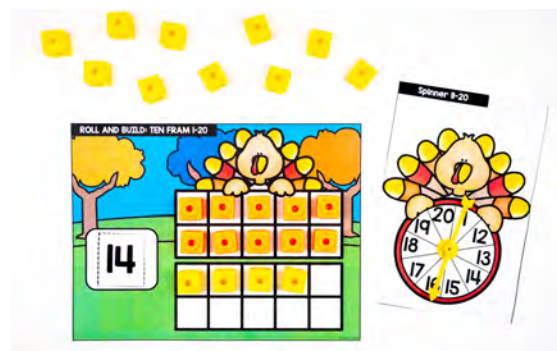
Math Center

Ten Frames I-20

Skill: Count out objects on the ten frame to match the numeral.

Supplies: Numbers I-20 Number Cards OR Numbers I-20 Digital Dice

Instructions: Students place the matching number of objects on the ten frame.



Print

With Digital Dice




Math Center

Counting On II-20

Skill: Count on from a number between 11-20.

Supplies: Numbers 11-20 Spinner OR Numbers 11-20 Digital Dice AND Numbers 11-25 Cards

Instructions: Students write or place the matching number in the first square. Students count on in the following squares.



Print

With Digital Dice



NOVEMBER MATH CENTERS


Math Center

Ten Frames 11-20

Skill: Cover the matching ten frame.

Supplies: Numbers 11-20 Spinner OR Numbers 11-20 Cards OR Numbers 11-20 Digital Dice

Instructions: Students cover the matching ten frame.



Print

With Digital Dice




Math Center

Tens and Ones

Skill: Represent a number using base ten blocks.

Supplies: Numbers 11-20 Number Cards / Spinner OR Numbers 11-20 Digital Dice

Instructions: Students build a number between 11-20 by decomposing it into tens and ones using base ten blocks.



Print

With Digital Dice



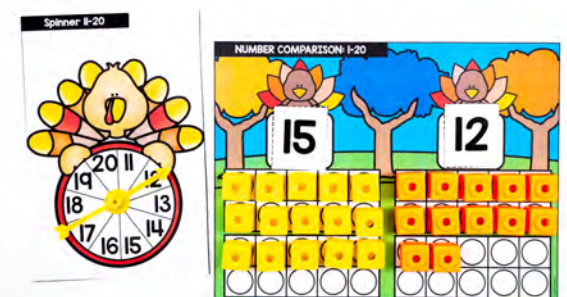
Math Center

Number Comparison 1-20

Skill: Build and compare numbers using a ten frame.

Supplies: Two sets of number 1-20 cards OR Numbers Comparison 1-20 Digital Dice

Instructions: Students write and build the number before comparing to find the largest number.



Print

With Digital Dice



NOVEMBER MATH CENTERS

Math Center


Number Words II-20

Skill: Read and cover the matching number word.

Supplies: Numbers II-20 Spinner OR Numbers II-20 Cards OR Numbers II-20 Digital Dice

Instructions: Students cover the matching number word.

Print



With Digital Dice



Math Center

Making 10

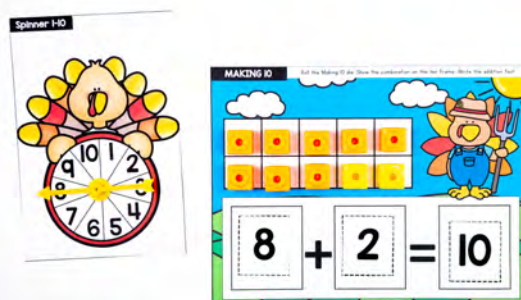
Skill: Find and represent the pairs of numbers that make 10.

Supplies: Numbers I-10 Spinner OR Making 10 Digital Dice

Instructions:

- Students spin a number on the spinner and add matching number of blocks to ten frame. How many more blocks are needed to fill the ten frame? Students write the addition fact to represent the ten frame.
- Using the Making 10 Digital Dice, students roll a pair of numbers that total 10. Students represent the pair of numbers on the ten frame and write the addition fact.

Print



With Digital Dice



NOVEMBER MATH CENTERS

Math Center

Making 5 Bonds

Skill: Find and represent a number 5 bond.

Supplies: Numbers 1-5 Spinner OR Numbers 1-5 Cards OR Numbers 1-5 Digital Dice

Instructions: Students place the matching number of blocks on the five frame. How many more blocks are needed to fill the five frame? Students write the numbers in the squares to complete the number bond.



Print

With Digital Dice




Math Center

Making 10 Bonds

Skill: Find and represent a number 10 bond.

Supplies: Numbers 1-10 Spinner OR Numbers 1-10 Cards OR Numbers 1-10 Digital Dice

Instructions: Students place the matching number of blocks on the ten frame. How many more blocks are needed to fill the ten frame? Students write the numbers to complete the number bond.



Print

With Digital Dice



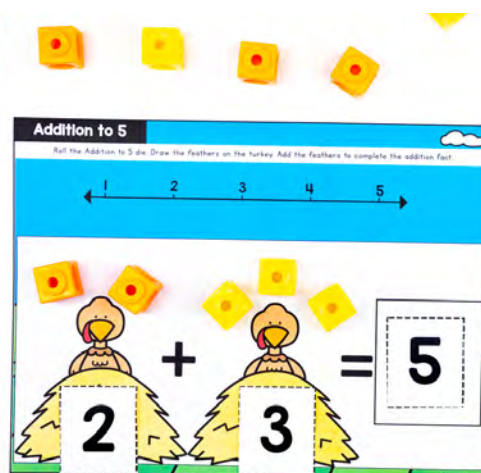
Math Center

Addition to 5

Skill: Add numbers to 5.

Supplies: Addition to 5 cards OR Addition to 5 Digital Dice

Instructions: Students write the numbers and find the sum using the number line.



Print

With Digital Dice



NOVEMBER MATH CENTERS

Math Center

Addition to 10

Skill: Add numbers within 10.

Supplies: Numbers 1-5 Double Spinner OR Addition to 10 Digital Dice

Instructions: Students write the numbers and find the sum using the number line.



Print

With Digital Dice



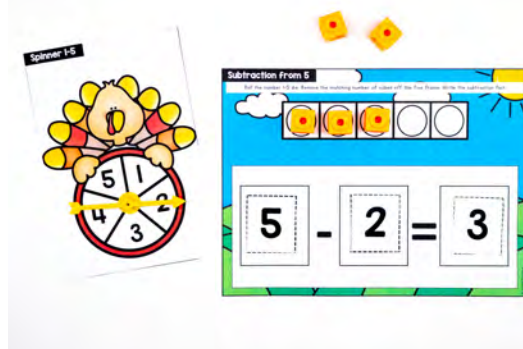
Math Center

Subtraction from 5

Skill: Subtract a number from 5 and find the difference.


Supplies: Numbers 1-5 Spinner OR Numbers 1-5 Digital Dice

Instructions: Students place 5 blocks on the five frame. Students remove the matching number of blocks from the five frame to find the difference and write the subtraction fact.



Print

With Digital Dice



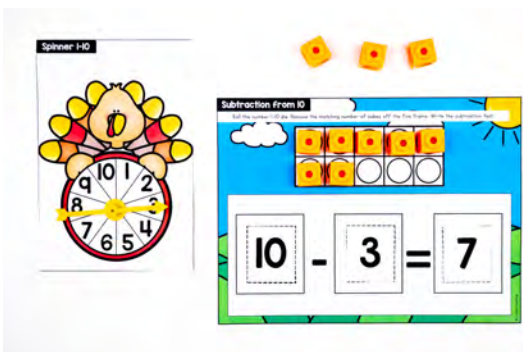
Math Center

Subtraction from 10

Skill: Subtract a number from 10 and find the difference.

Supplies: Numbers 1-10 Spinner OR Numbers 1-10 Digital Dice

Instructions: Students place 10 blocks on the ten frame. Students remove the matching number of blocks from the ten frame to find the difference and write the subtraction fact.



Print

With Digital Dice



NOVEMBER LITERACY CENTERS

Literacy Center

Match the Lowercase Letters

Skill: Match lowercase letters to uppercase letters.

Supplies: Alphabet Cards A-Z Uppercase OR Letters A-Z Uppercase Digital Dice

Instructions: Students match and cover the lowercase letter to the uppercase letter.



Print

With Digital Dice



Literacy Center

Letter Tracing (Uppercase / Lowercase)

Skill: Trace the letter using correct letter formation.

Supplies: Letter Tracing Cards Uppercase or Lowercase / Letter Writing Digital Dice

Instructions: Students trace the matching letter.



Print

With Digital Dice



Literacy Center

ABC ORDER (Uppercase / Lowercase)

Skill: Match the number of Christmas stockings to a numeral or number word.

Supplies: Alphabet Cards A-Z or Letters A-Z Digital Dice

Instructions: Students write or place the matching letter in the first square. Students write the next letters in ABC order.



Print

With Digital Dice



NOVEMBER LITERACY CENTERS

Literacy Center


Consonants and Vowels

Skill: Sort the letters into consonants and vowels

Supplies: Alphabet Cards A-Z lowercase OR Letters A-Z lowercase Digital Dice

Instructions: Students cover the matching letter using the consonant and vowel ABC code.

Print



With Digital Dice



Literacy Center

Thanksgiving Syllables

Skill: Count the number of syllables in a Thanksgiving word.


Supplies: Thanksgiving Syllable Cards OR Thanksgiving Syllable Digital Dice

Instructions: Students count and cover the matching number of syllables.

Print



With Digital Dice



Literacy Center

Rhyming Words: Short Vowels (5 Mats)

Skill: Match rhyming pictures.

Supplies: Rhyming Words: Short vowel Spinner OR Short Vowel Digital Dice

Instructions: Students find and cover a rhyming picture. Which turkey's feathers are covered first?

Print



With Digital Dice



NOVEMBER LITERACY CENTERS

Literacy Center

Beginning Sounds Match (6 Mats)

Skill: Match the letter sound to the beginning sound of a picture.

Supplies: Beginning Sounds Spinner OR
Beginning Sounds Digital Dice

Instructions: Students find and cover a picture to match the beginning sound.

Print



With Digital Dice



Literacy Center

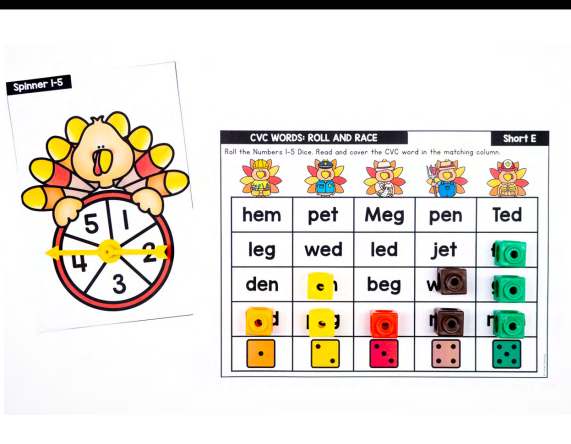
CVC Words: Roll and Race

Skill: Read CVC words.


Supplies: Numbers 1-5 spinner OR Number 1-5 Digital Dice

Instructions: Students read a CVC word in the matching column. Which turkey will win the race?

Print



With Digital Dice



Literacy Center

Read and Cover Sight Words

Skill: Read Pre-Primer Sight Words


Supplies: Sight Word Cards OR Sight Words Digital Dice

Instructions: Students read and cover the matching sight word.

Print



With Digital Dice



NOVEMBER LITERACY CENTERS

Literacy Center

Thanksgiving Vocabulary

Skill: Read and Spell Holiday vocabulary words

Supplies: Magnetic Letters OR Letter Cards AND Holiday vocabulary cards OR Holiday Vocabulary Digital Dice

Instructions: Students read and spell the holiday words.

With Digital Dice



Literacy Center

Sight Words Building

Skill: Read and Spell Pre-primer sight words

Supplies: Magnetic Letters OR Letter Cards AND sight word cards OR sight words Digital Dice

Instructions: Students read and spell the sight words.

With Digital Dice



NOVEMBER MATH CENTERS

23 math worksheets

COUNTING 1-10
Color the matching number of turkey feathers.

TEN FRAMES 1-10
Write the number and color the ten frame to show the number.

TALLY MARKS
Color the matching tally marks.

NUMBER COMPARISON
Write the numbers and color the ten frame. Color the turkey with the greater number.

TENS AND ONES
Write the number and color the matching number of base ten blocks.

NUMBER COMPARISON
Write the numbers and color the ten frame. Color the number that is greater.

COUNTING ON 1-20
Write the number. Count on and write the numbers that follow.

TEN FRAMES 1-20
Write the number in the web and color the ten frame to show the number.

NUMBER WORDS 11-20
Color the matching number word.

MAKING 10
Color the ten frame by showing the number combination. Write the addition fact.

MAKING 5
Write the number in the first empty box. How many more do you need to make 5? Use the 5 frame to help you find the answer.

Addition to 5
Draw the feathers on the turkeys for each number. Complete the addition fact.

Subtraction From 5
Cross out the matching number of pumpkin pies. Complete the subtraction fact.

Addition to 10
Color the matching number of feathers on each turkey. Complete the addition fact.

Subtraction From 10
Cross out the matching number of pumpkin pies. Complete the subtraction fact.

COUNTING 1-10
Color the matching number of pumpkin pies.

COUNTING ON 1-10
Write the number. Count on and write the numbers that follow.

TEN FRAMES 11-20
Color the matching ten frame.

United Teaching

**27 literacy
worksheets**

THANK YOU FOR YOUR DOWNLOAD

Thanks for downloading this product! I hope it meets your needs and your children enjoy doing the activities. If you have any questions or suggestions please do not hesitate to contact me.

FIND ME



Basia 

info@unitedteaching.com

TERMS OF USE

Copyright ©2015 United Teaching - All rights reserved.

The purchase of a product entitles the purchaser the right to use the product for personal and single classroom purposes only.

Posting the product in whole or in part on the Internet in any form is strictly prohibited and is a violation of the Digital Millennium Copyright Act (DMCA).

CLIPART AND FONTS

Clip art: Whimsy Clips, Educlips, Creative Clips, Graphics from the Pond, Scrappin Doodles, Pink Cat Studio, RamonaM Graphics, Ross's Jungle Teacher's Scrapbook, Zip-a-Dee Doo-Dah, The Cher Room, Ashley Hughes, The Painted Crow, Dancing Crayon Designs, Creating4theClassroom, Mixed Up Markers, Dazzling Clips, Clipartino.

FonTS: Kimberly Geswein Fonts

Audio Clips:

