

NOVEMBER MATH AND LITERACY



PRINT AND DIGITAL

THANK YOU FOR YOUR DOWNLOAD

Thanks for downloading this product! I hope it meets your needs and your children enjoy doing the activities. If you have any questions or suggestions please do not hesitate to contact me.

FIND ME



info@unitedteaching.com

TERMS OF USE

Copyright ©2015 United Teaching - All rights reserved.

The purchase of a product entitles the purchaser the right to use the product for personal and single classroom purposes only.

Posting the product in whole or in part on the Internet in any form is strictly prohibited and is a violation of the Digital Millennium Copyright Act (DMCA).

CLIPART AND FONTS

Clip art: Whimsy Clips, Educlips, Creative Clips, Graphics from the Pond, Scrappin Doodles, Pink Cat Studio, RamonaM Graphics, Ross's Jungle Teacher's Scrapbook, Zip-a-Dee Doo-Dah, The Cher Room, Ashley Hughes, The Painted Crow, Dancing Crayon Designs, Creating4theClassroom, Mixed Up Markers, Dazzling Clips, Clipartino.

FonTS: Kimberly Geswein Fonts

Audio Clips:






NOVEMBER MATH AND LITERACY

Are you looking for math and literacy activities that are fun but also target essential skills and outcomes? These NO PREP and DIGITAL monthly activities have been designed to be highly engaging and are sure to make your students excited about learning.

The November Math and Literacy packet includes 76 pages of math and literacy no prep activities as well as 75 digital slides with audio instructions for Google SlidesTM. This will meet your teaching needs whether you are teaching in the classroom, online, or a mixture of both! The Google Slides can be assigned in Google Classroom and used for virtual learning on Google Classroom, or for in-classroom learning on tablets, smartboards or computers.

The November Math and Literacy activities are ideal:

- Morning Work
 - Independent Practice
 - Substitute Teachers
 - Math and Literacy Centers
 - Digital Learning Activities
 - Distance Learning
- 

Skills and outcomes covered include:

-

40
math
pages



NOVEMBER MATH AND LITERACY

Ten Frames 11-15 Name: _____
Color the ten frame to match the number.

Ten Frames 16-20 Name: _____
Color the ten frame to match the number.

Ten Frames 11-20 Name: _____
Color the ten frame to match the number.

Spin and Color 11-20 Name: _____
Spin and color the matching place value blocks.

Color by Code: Number Words Name: _____
eleven twelve thirteen fourteen fifteen
sixteen seventeen eighteen nineteen twenty

Spin and Color One More Name: _____
Spin a number. Color the number that is one more.

One Less and One More Name: _____
Write the number that is one less and the number that is one more.

Number Words 11-20 Name: _____
Color the matching number.

Turkey Addition Name: _____
Count and add the turkey feathers. Use the number line to find the total.

Making 10 Name: _____
Color the circles to find how many more to make 10? Write the number to complete the addition fact.

Subtraction from 5 Name: _____
Solve the subtraction fact. Use the five frame to help you.

Subtraction from 10 Name: _____
Solve the subtraction fact. Use the five frame.

Spin and Add to 20 Name: _____
Spin a number. Write it in the box. Add the numbers.

Spin and Subtract Name: _____
Spin a number. Write the number in the box and subtract.

Color by Code: Addition Name: _____

Color by Code: Subtraction Name: _____

Number Bonds for 5 Name: _____
Complete the number bond.

Number Bonds to 10 Name: _____
Write the missing number to complete the number bond.

40 math pages

United Teaching

NOVEMBER MATH AND LITERACY

Name: _____

ABC ORDER

Fill in the missing letters to complete the alphabet.

a b c d e f g h i j k l m n o p q r s t u v w x y z

Name: _____

ALPHABET MAZE

Trace the alphabet letters in alphabetical order.

A B C D E F G H I J K L M N O P Q R S T U V W X Y Z

Name: _____

VOWELS AND CONSONANTS

Color the letters using the color code.

Consonants <blue> Vowels <red>

a b c d e f g h i j k l m n o p q r s t u v w x y z

Name: _____

ALPHABET MAZE

Trace the alphabet letters in alphabetical order.

a b c d e f g h i j k l m n o p q r s t u v w x y z

Name: _____

ALPHABET MAZE

Trace the alphabet letters in alphabetical order.

a b c d e f g h i j k l m n o p q r s t u v w x y z

Name: _____

ALPHABET MAZE

Trace the alphabet letters in alphabetical order.

a b c d e f g h i j k l m n o p q r s t u v w x y z

Name: _____

FIND THE VOWELS

Find and color the vowels.

a b c d e f g h i j k l m n o p q r s t u

Name: _____

Syllables

Color the matching number of syllables.

turkey 1 2 3 corn 1 2 3 pilgrim 1 2 3

Name: _____

Rhyming Match

Connect the rhyming words.

Short a

Name: _____

Rhyming Match

Connect the rhyming words.

Short a

Name: _____

Rhyming Match

Connect the rhyming words.

Short i

Name: _____

Rhyming Match

Connect the rhyming words.

Short i

Name: _____

Rhyming Match

Connect the rhyming words.

Short o

Name: _____

Rhyming Match

Connect the rhyming words.

Short u

Name: _____

Beginning Sounds

Color the missing vowel.

f t k c s p h b

Name: _____

Missing Vowels

Color the missing vowel.

e a i o u e u

Name: _____

Ending Sounds

Color the ending sound.

t m b n t

Name: _____

CVC Word Search

Label the pictures using the words in the word bank.

hit lid pin bib

Name: _____

CVC Word Search

Label the pictures using the words in the word bank.

sun pup cup

Name: _____

CVC Word Search

Label the pictures using the words in the word bank.

mop rod pot cop

Name: _____

CVC Word Search

Label the pictures using the words in the word bank.

cat bag fan

Name: _____

CVC Word Search

Label the pictures using the words in the word bank.

den vet web

Name: _____

CVC Word Search

Label the pictures using the words in the word bank.

hit lid pin

Name: _____

CVC Word Search

Label the pictures using the words in the word bank.

sun pup cup

Name: _____

CVC Word Search

Label the pictures using the words in the word bank.

mop rod pot cop

Name: _____

CVC Word Search

Label the pictures using the words in the word bank.

mop rod pot cop

36

literacy
pages



NOVEMBER MATH AND LITERACY

Name: _____

Onset and Rimes
Color the matching rime.
Write the letters to complete the word.

at ad am ad an
c m

ad am at ab at

Roll and Color
Roll a dice and color the matching sight word.

the to and in

Onset and Rimes
Color the matching rime.
Write the letters to complete the word.

ig id in
p

Onset and Rimes
Color the matching rime.
Write the letters to complete the word.

od ob og od om op
d n

od op ob

Onset and Rimes
Color the matching rime.
Write the letters to complete the word.

et em en ed en es
p b

Onset and Rimes
Color the matching rime.
Write the letters to complete the word.

un ut ug ub um ug
b g

up us ub us ut ug

Roll and Color
Roll a dice and color the matching sight word.

we little down can

Roll and Color
Roll a dice and color the matching sight word.

one my me big come blue

Roll and Color
Roll a dice and color the matching sight word.

red where jump away here help

Roll and Color
Roll a dice and color the matching sight word.

make funny two play run find

Roll and Draw a Turkey
Roll a dice. Draw the matching part of the turkey.

Thanksgiving Dinner
Roll a dice. Draw the food on the dinner plate.

turkey bread potatoes
ham carrots green beans

Thanksgiving Sentences
Complete the sentences.

family friends home school

1. I am thankful for _____

2. I am thankful for _____

3. I am thankful for _____

4. I am thankful for _____

Thanksgiving Words
Find the Thanksgiving word.

turkey corn
pumpkin wishbone
mayflower squash

f r c w s e h j
c t u r k e y a
o i w p d e l c
r a i l a t a k
n f s e o o t o
w p u m p k i n
r l a s c n d a
o a t y v s q u a s h e
n h a m i w i t a h i r
t f y c t s m e m e c t
w i s h b o n e c j t a
l u t p i l g r i m r l

COLOR WORDS
Color the turkey feathers using the color word.

blue red pink
green purple

Thanksgiving Se
Complete the sentence.

turkey ham

1. I like to eat _____

2. I like to eat _____

3. I like to eat _____

4. I like to eat _____

United Teaching

NOVEMBER DIGITAL ACTIVITIES

Digital Literacy Activities

ABC Slide the missing letters in ABC order.

a	c	e	K	I	H
			R	P	M
g		j	B	T	
l	n	o	D	F	
q	s		Y	W	
u	x	z	V		

ABC Use ABC order to show the way through the maze.

A	B	C	E	F	G	H	I
F	H	D	Y	R	S	T	J
G	F	E	S	Q	N	U	K
H	M	T	O	P	B	V	L
I	F	A	N	T	C	W	D
J	K	L	M	K	J	X	Z
S	G	J	O	P	U	Y	V
T	H	K	N	Q	T	Z	W
U	I	L	M	R	S		

ABC Use ABC order to show the way through the maze.

a	b	c	d	e	f	b	c
h	g	f	n	m	g	h	i
i	j	k	l	c	b	a	j
n	m	p	o	n	m	l	k
o	w	q	s	t	u	v	w
p	s	r	b	a	z	y	x
q	t	c	d	e	f	g	h
r	u	n	m	l	k	j	i
s	v	w	x	y	z		

ABC Find the vowels.

a	f	s	b	i	m	
e	k		t			
u						
p			c			
n	h	o	r	a		
w	e	d	u	y		

ABC Slide the counters to show the vowels and consonants.

Consonants	t	p	d	l		Vowels
f	b	j	i	k	t	
c	e	x	g	h	r	
y	o	s	d	h	r	

Short Match the rhyming pictures.

Short Match the rhyming pictures.

Short Match the rhyming pictures.

Short Match the rhyming pictures.

Short Match the rhyming pictures.

Drag the counter to the matching number of syllables.

turkey	corn	pilgrimage	pie
1 2 3	1 2 3	1 2 3	1 2 3
pumpkin	ribbons	Mayflower	spaghetti
1 2 3	1 2 3	1 2 3	1 2 3

Drag the counter to the beginning sound.

urkey	orn	onnet	ravy
f d t	c p s	y b n	h m g
umpkin	ishbone	ayflower	quash
p r b	n k w	m t r	w s l

Drag the counter to the missing vowel.

p _ t	d _ n	g _ m	d _ p
e o i	o u e	u a i	a i e
f _ n	c _ p	m _ p	c _ p
e e a o	a u e	u e a	

Drag the counter to the ending sound.

ca _	cu _	be _	do _
t m b	n t p	g b d	p g b
ra _	ha _	he _	si _
n d m	t p d	d g n	p t x

Read the CVC words. Find the words.

fan	bag	cab	map
rag	dad	cat	jam
b j a m i t b s	t e f a n o a r	d c a b u m g a	a l m a p f i g
d f k d c a t p			

Read the CVC words. Find the words.

den	vet	web	wed
jet	leg	hen	bed
j v e t m t o w	d o s l w e b e	e j p e h f u d	n e t g i h e n
c t b e d n r j			

Preview

NOVEMBER DIGITAL ACTIVITIES

Digital Literacy Activities

Read the CVC words. Find the words.

hit	lid	pin	bib
pig	dip	six	lip

h i t e b p t u
l s o b w i c f
i m p i n g s j
d k p b e d i p
l i p n s i n g

Read the CVC words. Find the words.

mop	rod	pot	cop
dog	cob	fox	log

d o g e s r o d
f m p c o b k f
m y o h m e i o
o g t k c o p x
p o l o g w c e

Read the CVC words. Find the words.

sun	pup	cup	gum
hut	cub	run	bug

i c s u n b a m
r u n e t u j h
c p s n i g e u
u k g u m p b t
b f w a p u p i

Slide the counter to the matching rime. Type the letters to complete the word.

at	ad	am
ad	an	ap
ab	at	am
at	ag	ab
ad	at	ag

Slide the counter to the matching rime. Type the letters to complete the word.

ig	id	in
in	ip	id
ib	it	ig
in	it	id
it	in	ig

Slide the counter to the matching rime. Type the letters to complete the word.

of	ob	og
od	om	op
at	om	og
ot	ox	ob
ad	og	om

Slide the counter to the matching rime. Type the letters to complete the word.

un	ut	ug
ub	um	ug
us	ut	ug
ut	um	un
ud	um	ug

Read, find, and cover the sight words.

the	to	and	in	it	you
-----	----	-----	----	----	-----

Read, find, and cover the sight words.

said	for	up	look	is	go
------	-----	----	------	----	----

Read, find, and cover the sight words.

we	little	down	can	see	not
----	--------	------	-----	-----	-----

Read, find, and cover the sight words.

one	my	me	big	come	blue
-----	----	----	-----	------	------

Read, find, and cover the sight words.

red	where	jump	away	here	help
-----	-------	------	------	------	------

Read, find, and cover the sight words.


make	funny	two	play	run	find
------	-------	-----	------	-----	------

Preview


NOVEMBER DIGITAL ACTIVITIES

Digital Math Activities


H-10 Count the turkey feathers. Slide the matching number.



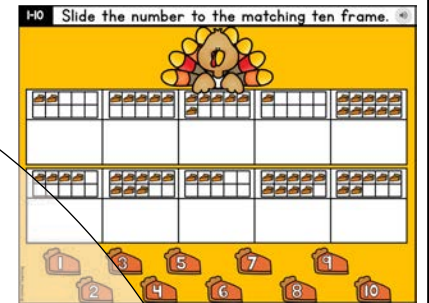
H-10 Count the corn. Slide the matching number.



H-10 Count the pies. Type the number.

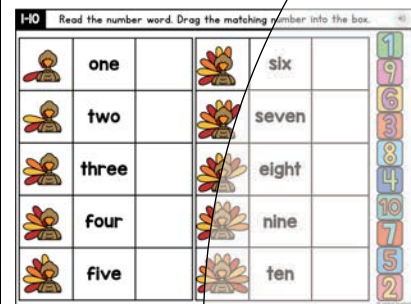


H-10 Slide the number to the matching ten frame.



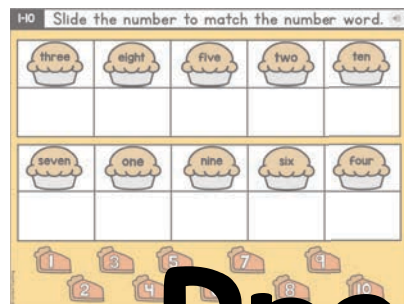
H-10 Read the number word. Drag the matching number into the box.

one	six
two	seven
three	eight
four	nine
five	ten




H-10 Slide the number to match the number word.

three	eight	five	two	ten
seven	one	nine	six	four



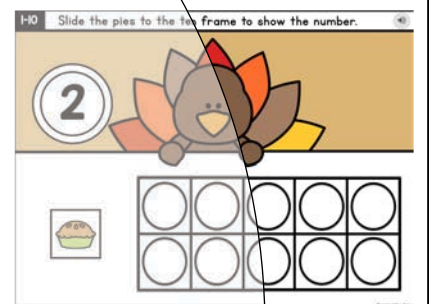
H-10 Slide the pies to the ten frame to show the number.

1




H-10 Slide the pies to the ten frame to show the number.

2




H-10 Slide the pies to the ten frame to show the number.

3




H-10 Slide the pies to the ten frame to show the number.

4



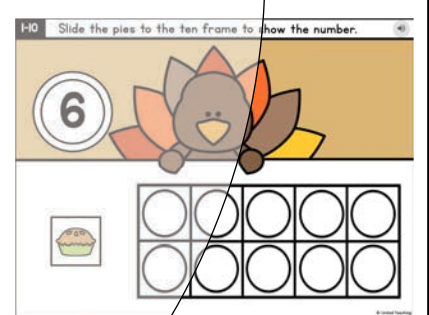
H-10 Slide the pies to the ten frame to show the number.

5



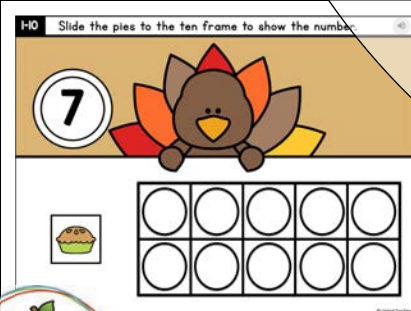
H-10 Slide the pies to the ten frame to show the number.

6



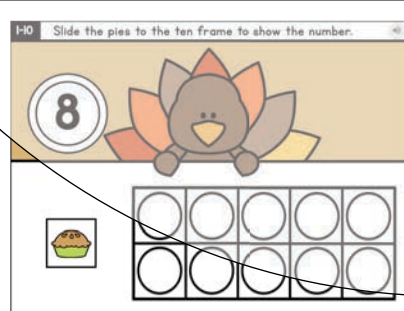
H-10 Slide the pies to the ten frame to show the number.

7



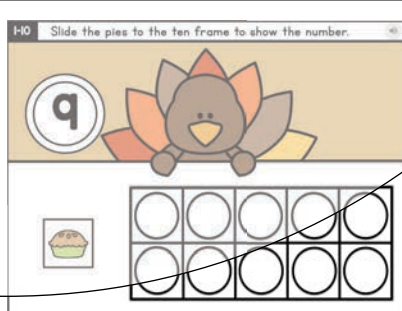
H-10 Slide the pies to the ten frame to show the number.

8



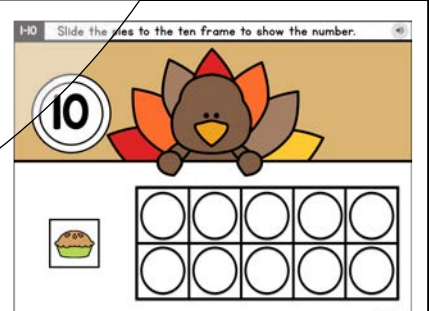
H-10 Slide the pies to the ten frame to show the number.

9



H-10 Slide the pies to the ten frame to show the number.

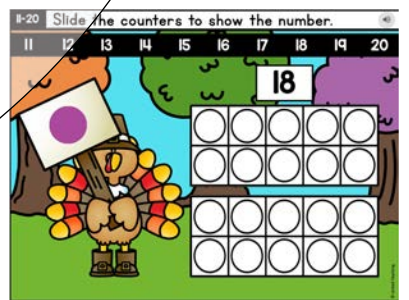
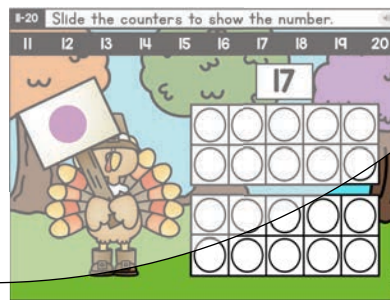
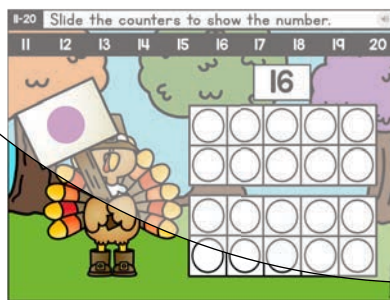

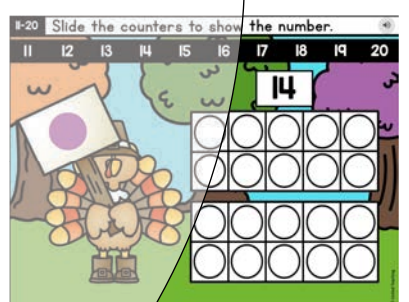
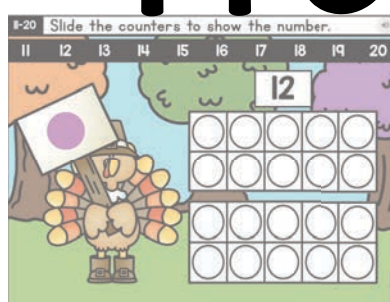
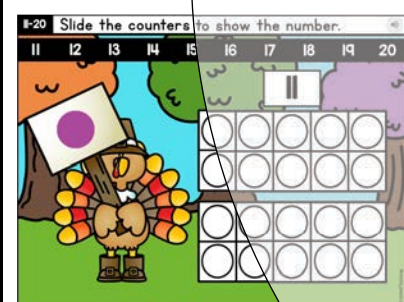
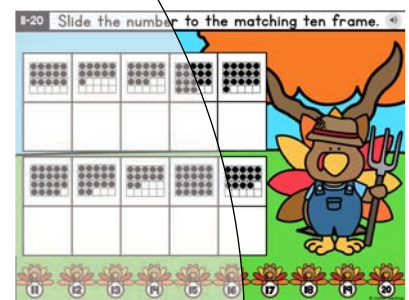

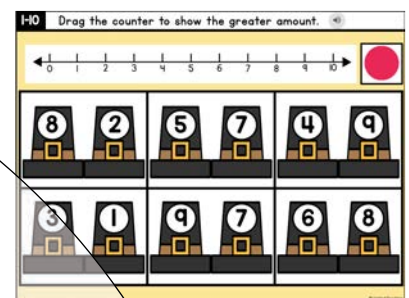

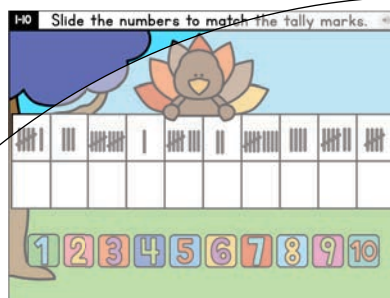
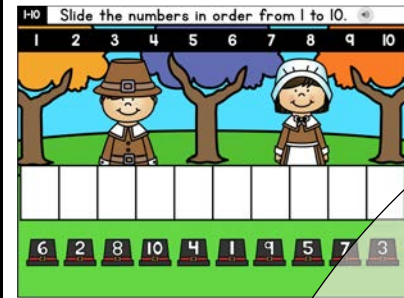
10



Preview

NOVEMBER DIGITAL ACTIVITIES

Digital Math Activities



Preview

Digital Math Activities

[illegible]

ABC

Slide the counters to show the vowels and consonants.

a b c d e f g h i j k l m n o p q r s t u v w x y z

Consonants



t

p


a

i

v

t

Vowels



k

f

b

e

a

w

j

l

c

q

u

e

k

m

y

g

u

o

z

i

h

s

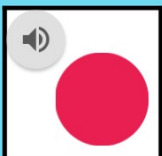
h

r

w

j

Drag the counter to the missing vowel.



p__t



e o i

d__n



o u e

g__m




u a i

d__p



a i e

f__n




a o e

c__p



e a o

m__p



a u e

c__p



u e a

© United Teaching

Short
a

Slide the counter to the matching rime. Type the letters to complete the word.



at

ad

am

c



ad

an

ap

m



ad

am

at

j



ab

at

am

c




an

ad

ag

w




at

ag

ab

h



ab

an

am

f




ad

at

ag


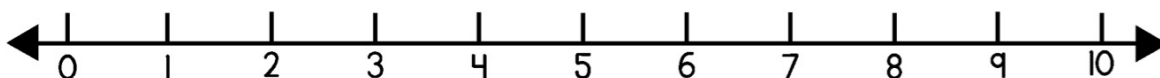
p



© United Teaching

I-10

Drag the counter to show the greater amount.



© United Teaching

1-5

Type the number to complete the number bond.

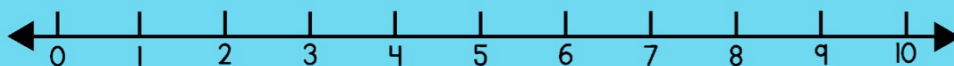
Use the five frame and the counters to help you find the answer.

<div><div></div><div></div><div></div><div></div><div></div></div>	<div>5</div> <div>3</div> <div></div>
<div><div></div><div></div><div></div><div></div><div></div></div>	<div>5</div> <div>4</div> <div></div>
<div><div></div><div></div><div></div><div></div><div></div></div>	<div>5</div> <div>1</div> <div></div>
<div><div></div><div></div><div></div><div></div><div></div></div>	<div>5</div> <div>5</div> <div></div>
<div><div></div><div></div><div></div><div></div><div></div></div>	<div>5</div> <div>2</div> <div></div>



I-10

Add the turkey feathers. Type the answer in the box. 



$$\text{Turkey with 3 feathers} + \text{Turkey with 2 feathers} = \boxed{}$$

$$\text{Turkey with 4 feathers} + \text{Turkey with 1 feather} = \boxed{}$$

$$\text{Turkey with 2 feathers} + \text{Turkey with 3 feathers} = \boxed{}$$

$$\text{Turkey with 3 feathers} + \text{Turkey with 1 feather} = \boxed{}$$

$$\text{Turkey with 1 feather} + \text{Turkey with 4 feathers} = \boxed{}$$

$$\text{Turkey with 1 feather} + \text{Turkey with 3 feathers} = \boxed{}$$

$$\text{Turkey with 3 feathers} + \text{Turkey with 2 feathers} = \boxed{}$$

$$\text{Turkey with 2 feathers} + \text{Turkey with 3 feathers} = \boxed{}$$

© United Teaching