



OCTOBER MATH AND LITERACY



PRINT AND DIGITAL



THANK YOU FOR YOUR DOWNLOAD

Thanks for downloading this product! I hope it meets your needs and your children enjoy doing the activities. If you have any questions or suggestions please do not hesitate to contact me.

FIND ME



Basia 

info@unitedteaching.com

TERMS OF USE

Copyright ©2015 United Teaching - All rights reserved.

The purchase of a product entitles the purchaser the right to use the product for personal and single classroom purposes only.

Posting the product in whole or in part on the Internet in any form is strictly prohibited and is a violation of the Digital Millennium Copyright Act (DMCA).

CLIPART AND FONTS

Clip art: Whimsy Clips, Educlips, Creative Clips, Graphics from the Pond, Scrappin Doodles, Pink Cat Studio, RamonaM Graphics, Ross's Jungle Teacher's Scrapbook, Zip-a-Dee Doo-Dah, The Cher Room, Ashley Hughes, The Painted Crow, Dancing Crayon Designs, Creating4theClassroom, Mixed Up Markers, Dazzling Clips, Clipartino.

FonTS: Kimberly Geswein Fonts

Audio Clips:






OCTOBER MATH AND LITERACY

Are you looking for math and literacy activities that are fun but also target essential skills and outcomes? These NO PREP and DIGITAL monthly activities have been designed to be highly engaging and are sure to make your students excited about learning.

The October Math and Literacy packet includes 80 pages of math and literacy no prep activities as well as 70 digital slides with audio instructions for Google SlidesTM. This will meet your teaching needs whether you are teaching in the classroom, online, or a mixture of both! The Google Slides can be assigned in Google Classroom and used for virtual learning on Google Classroom, or for in-classroom learning on tablets, smartboards or computers.

The October Math and Literacy activities are ideal:

- Morning Work
 - Independent Practice
 - Substitute Teachers
 - Math and Literacy Centers
 - Digital Learning Activities
 - Distance Learning
- 



OCTOBER MATH AND LITERACY

The October Math and Literacy packet theme is Halloween and Pumpkins.

Skills and outcomes covered include:

- | | |
|---|---|
| <ul style="list-style-type: none">• Letter Identification• Sorting b and d• Sorting p and q• ABC Order• Consonants and Vowels• Syllables• Sight Words• Rhyming Words• Beginning Sounds• Ending Sounds• Missing vowels• Colors and Color Words• Writing Sentences• Halloween Word Search• Parts of a Pumpkin | <ul style="list-style-type: none">• Numbers 1-5• Numbers 1-10• Numbers 1-20• Ten Frames• Tally Marks• Number Order• Comparing Numbers• Tens and Ones• Number Words• Subitizing• Patterns• 2D Shapes• Number Bonds for 5 and 10• Addition• Subtraction |
|---|---|

OCTOBER MATH AND LITERACY

42 math pages

Color by Code: Dots 5-10
5 (black) 6 (blue) 7 (green) 8 (grey) 9 (purple) 10 (pink)

COUNT AND PASTE 6-10
Count the ghosts and paste them on to the matching numeral.

Halloween Count
Count the Halloween objects and write.

Count and Color
Count the pumpkin seeds. Color the ten frame.

Witchy Ten Frames
Color the ten frame to match the numeral.

Ten Frames
Spin and color the matching ten frame.

Numbers to 10
Trace the numbers. Write the missing numbers.

Counting 1-10
Count the ghosts and color the matching number.

Number Compare
Count the dots in the ten frame. Write the number in the square. Color the greater number.

Spin and Trace 1-10
Spin a number. Trace the matching number.

Number Words
Count the Halloween objects. Write the matching number word.

Spin and Color One
Spin a number. Color the number that matches.

Tally Marks
Cut and paste the matching tally marks.

Color by Code: Number Words
one two three four five six seven eight nine ten

Witchy Ten Frames 11-20
Color the ten frame to match the number.

Ten Frames 11-20
Color the matching number.

Ten Frames 11-15
Color the ten frame to match the number.

Ten Frames 16-20
Color the ten frame to match the number.

United Teaching

OCTOBER MATH AND LITERACY

Number Compare Name: _____
Count the pumpkin seeds. Cut and paste the comparison.

Color by Code: Dots 15-20 Name: _____
15 (brown) 16 (orange) 17 (green) 18 (green) 19 (black) 20 (black)

Spin and Color 11-20 Name: _____
Spin and color the matching ten frame.

Number Words 11-20 Name: _____
Color the matching number.

Making 10 Name: _____
Color the circles to find how many more to make 10. Write the number to complete the addition fact.

Pumpkin Addition Name: _____
Count and add the pumpkin seeds. Use the number line to find the total.

Number Maze 1-20 Name: _____
Help the spider find the spider web. Color.

One Less and One More Name: _____
Write the number that is one less and the number that is one more.

Spin and Color One More Name: _____
Spin a number. Color the number that is one more.

Number Compare Name: _____
Color the witch's hat with the greater number.

Number Bonds: Number 5 Name: _____
Complete the number bond. Color the five frame to find the missing number.

Subtraction from 10 Name: _____
Solve the subtraction fact. Use the five frame to help you.

Spin and Add to 15 Name: _____
Spin a number. Write it in the box. Add the numbers.

Subtraction from 5 Name: _____
Solve the subtraction fact. Use the five frame to help you.

Spin and Subtract Name: _____
Spin a number. Write the number in the box.

Color by Code: Number Words Name: _____
eleven twelve thirteen fourteen fifteen sixteen seventeen eighteen nineteen twenty

Number Bonds to 10 Name: _____
Write the missing number to complete the number bond.

COLOR THE PATTERN Name: _____
Color the Halloween objects using the pattern code.

2D Monster Shapes Name: _____
Spin a shape and color the matching 2D monster shape.

OCTOBER MATH AND LITERACY

38 literacy pages

ABC ORDER
Fill in the missing letters to complete the alphabet.
a b c d e f g h i j k l m n o p q r s t u v w x y z

ALPHABET MAZE
Trace the alphabet letters in alphabetical order.
A B C D E F G H I J K L M N O P Q R S T U V W X Y Z

FIND THE VOWELS
Find and color the vowels.
a b c d e f g h i j k l m n o p q r s t u v w x y z

VOWELS AND CONSONANTS
Color the letters using the color code.
Consonants: c, z, g, x
Vowels: a, e, i, o, u

Rhyming Words
Color the rhyming pictures.
Short a: cat, hat, bat
Short i: pig, wig, big
Short e: bed, head, bread
Short u: bud, good, foot

LETTER SORTS
Sort the letters.
a b c d e f g h i j k l m n o p q r s t u v w x y z

ALPHABET MAZE
Trace the alphabet letters in alphabetical order.
a b c d e f g h i j k l m n o p q r s t u v w x y z

LETTER SORTS
Sort the letters.
p q

Beginning Sounds
Color the beginning sound. Write the word.
p k f i
lg ip

Beginning Sounds
Color the beginning sound. Write the word.
short o: i r b

Beginning Sounds
Color the beginning sound. Write the word.
short u: r g b f
ub ug
b s t c
un up

Missing Vowels
Color the missing vowels.
e a i o
a u e

Ending Sounds
Color the ending sound. Write the word.
m t
n g
n m

Ending Sounds
Color the ending sound. Write the word.
t m
d l

I SPY SIGHT WORDS
Read, find and color the sight words.
the, is, to, and, you, jump, help, come, my, little, one, look, go, we, down, see, little, can

I SPY SIGHT WORDS
Read, find and color the sight words.
blue, here, my, two, yellow, make, two, run, yellow, play

Scrambled Sight Words
Unscramble the sight words.
for see look me go my we ca
o g a c n
y r
jump is
run play
s i
w o t
r n u p m j
p h i e e k m

Scrambled Sight Words
Unscramble the sight words.
the and in
t i
n i
e t h
p u

COLOR WORDS
Color the candy using the color word.
blue, red, purple, green, gray

HALLOWEEN SENTENCES
Complete the sentences.
1. I will be a monster.
2. I will be a ghost.
3. I will be a pirate.
4. I will be a witch.

HALLOWEEN SENTENCES
Complete the sentences.
1. The witch has a cauldron.
2. The witch has a broom.
3. The witch has a hat.
4. The witch has a dress.


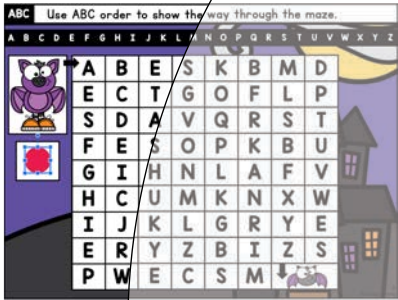
HALLOWEEN WORD SEARCH
Find the Halloween words.
bat, cauldron, jack-o-lantern, candy corn, witch, monster

Parts of a Pumpkin
Cut and paste the labels.
pulp, skin, stem, flesh



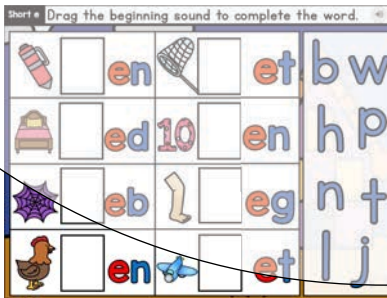

United Teaching

OCTOBER DIGITAL ACTIVITIES

Digital Literacy Activities



Preview



OCTOBER DIGITAL ACTIVITIES

Digital Literacy Activities

Short u Drag the beginning sound to complete the word.

u	b	u	g	r	b
u	n	u	p	s	c
u	t	u	m	h	g
u	g	u	t	j	n

Drag the counter to the missing vowel.

P_g	b_d	c_t	b_g
ea	ou	ua	ae
i_p	d_g	h_n	c_b
io	oe	ae	ie

ABC Drag the circles to show the ending sound.

t	m	f	s
d	l	t	b
t	r	m	d
n	k	g	b
t	m	t	n

Read, find and cover the sight words.

the	and	it	to	you	in	said	up	is	for
-----	-----	----	----	-----	----	------	----	----	-----

Read, find and cover the sight words.

look	go	we	down	see	little	can	not	one	me
------	----	----	------	-----	--------	-----	-----	-----	----

Read, find and cover the sight words.

come	my	big	blue	red	jump	here	help
------	----	-----	------	-----	------	------	------

Read, find and cover the sight words.

make	two	run	yellow	play	find
------	-----	-----	--------	------	------

Slide the labels to show the parts of a pumpkin.

vine	skin	stem	flesh	seed	pulp
------	------	------	-------	------	------

Preview

OCTOBER DIGITAL ACTIVITIES

Digital Math Activities

The image displays a collection of 12 Halloween-themed math worksheets for children, arranged in a 4x3 grid. Each worksheet features a different activity related to counting and number recognition, with a large, stylized 'Preview' watermark centered over the middle of the grid.

- Worksheet 1 (Top Left):** "Count the ghosts. Slide the matching number." It shows a row of 5 ghosts and a set of numbers 4, 1, 3, 5, 2.
- Worksheet 2 (Top Middle):** "Count the Halloween objects. Type the number." It shows a grid with 10 objects (pumpkins, ghosts, bats) and a set of numbers 1, 2, 3, 4, 5.
- Worksheet 3 (Top Right):** "Count the seeds. Slide the matching number." It shows a grid with 10 seeds and a set of numbers 4, 6, 2, 7, 5, 1, 3, 9, 10, 8.
- Worksheet 4 (Second Row, Left):** "Count the spiders. Slide the matching number." It shows a grid with 10 spiders and a set of numbers 4, 6, 2, 7, 5, 1, 3, 9, 10, 8.
- Worksheet 5 (Second Row, Middle):** "Read the number word. Drag the matching number into the box." It shows a grid with number words (one, two, three, four, five, six, seven, eight, nine, ten) and a set of numbers 8, 2, 5, 7, 9, 6, 3, 10, 4.
- Worksheet 6 (Second Row, Right):** "Slide the pumpkins to the ten frame to show the number." It shows a ten frame with 1 pumpkin.
- Worksheet 7 (Third Row, Left):** "Slide the pumpkins to the ten frame to show the number." It shows a ten frame with 2 pumpkins.
- Worksheet 8 (Third Row, Middle):** "Slide the pumpkins to the ten frame to show the number." It shows a ten frame with 3 pumpkins.
- Worksheet 9 (Third Row, Right):** "Slide the pumpkins to the ten frame to show the number." It shows a ten frame with 4 pumpkins.
- Worksheet 10 (Bottom Row, Left):** "Slide the pumpkins to the ten frame to show the number." It shows a ten frame with 5 pumpkins.
- Worksheet 11 (Bottom Row, Middle):** "Slide the pumpkins to the ten frame to show the number." It shows a ten frame with 6 pumpkins.
- Worksheet 12 (Bottom Row, Right):** "Slide the pumpkins to the ten frame to show the number." It shows a ten frame with 7 pumpkins.

OCTOBER DIGITAL ACTIVITIES

Digital Math Activities



OCTOBER DIGITAL ACTIVITIES

Digital Math Activities

Count from 1-20 to find the way through the maze.

Type how many tens and ones.

Slide the numbers in the correct order.

Type the number that is one less and one more.

Read the number word. Type the number.

Drag the counter to show the greater amount.

Drag the counter to show the greater amount.

Type the number to complete the number bond.

Type the number to complete the number bond.

Add the pumpkin seeds. Type the answer in the box.

Solve the subtraction fact. Cross out the candy corn to help you find the answer.

Solve the subtraction fact. Cross out the candy corn to help you find the answer.

Solve the subtraction fact. Cross out the candy corn to help you find the answer.

Preview

ABC Find the vowels.

a b c d e f g h i j k l m n o p q r s t u v w x y z



I-10

Count the pumpkin seeds. Drag the comparison signs.







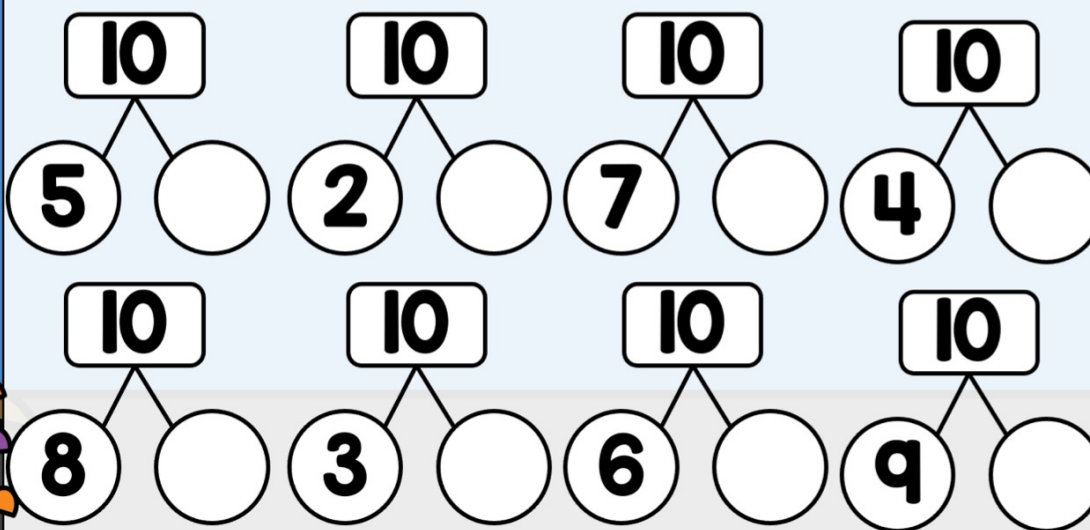
© United Teaching

1-10

Type the number to complete the number bond.

Use the ten frame and the counters to help you find the answer.





© United Teaching