


PARTS OF A BOOK

ANCHOR CHARTS AND ACTIVITIES



By United Teaching



THANK YOU FOR YOUR DOWNLOAD

Thanks for downloading this product! I hope it meets your needs and your children enjoy doing the activities. If you have any questions or suggestions please do not hesitate to contact me.

FIND ME



UnitedTeaching.com



Basia 

info@unitedteaching.com

TERMS OF USE

Copyright ©2015 United Teaching -
All rights reserved.

The purchase of a product entitles the purchaser the right to use the product for personal and single classroom purposes only.

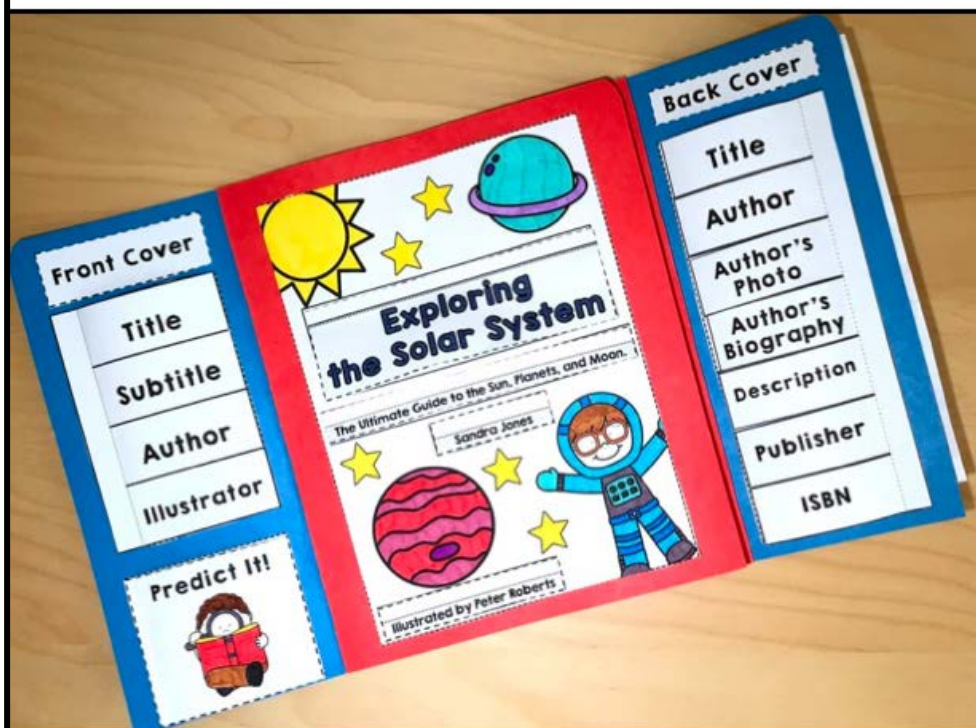
Posting the product in whole or in part on the Internet in any form is strictly prohibited and is a violation of the Digital Millennium Copyright Act (DMCA).

CLIPART AND FONTS

Clip art: Whimsy Clips, Educlips, Creative Clips, Graphics from the Pond, Scrappin Doodles, Pink Cat Studio, RamonaM Graphics, Ross's Jungle Teacher's Scrapbook, Zip-a-Dee Doo-Dah, The Cher Room, Ashley Hughes, The Painted Crow, Dancing Crayon Designs, Creating4theClassroom.

Fonts: Kimberly Geswein Fonts

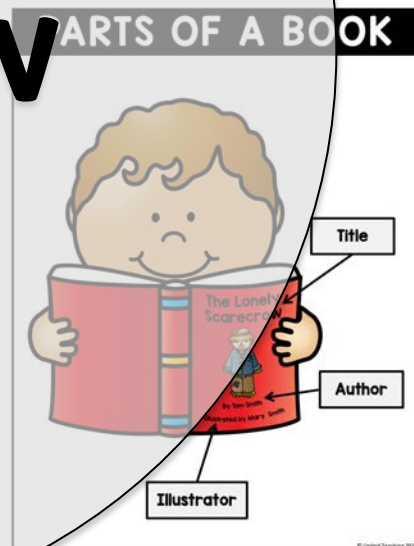
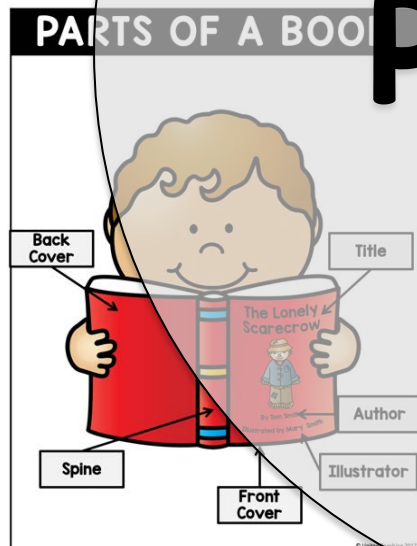

PARTS OF A NON-FICTION BOOK LAPBOOK



By United Teaching



Parts of a Book Anchor Charts



Preview



Parts of a Book Activities

RI.K.5, RI.K.6 Name: _____

PARTS OF A BOOK

Label the parts of a book.

Title	Author	Illustrator
Spine	Front Cover	Back Cover

© United Teaching 2017

RI.K.5, RI.K.6 Name: _____

PARTS OF A BOOK

Label the parts of a book.

Spine	Front Cover	Back Cover
-------	-------------	------------

© United Teaching 2017

RI.K.5, RI.K.6 Name: _____

PARTS OF A BOOK

Label the parts of a book.

Title	Author	Illustrator
Spine	Front Cover	Back Cover

© United Teaching 2017

Preview

RI.K.5, RI.K.6 Name: _____

PARTS OF A BOOK

Label the parts of a book.

Title	Author	Illustrator
Spine	Front Cover	Back Cover

© United Teaching 2017

RI.K.5, RI.K.6 Name: _____

PARTS OF A BOOK

Label the parts of a book.

Title	Author	Illustrator
-------	--------	-------------

© United Teaching 2017

RI.K.5, RI.K.6 Name: _____

PARTS OF A BOOK

Label the parts of a book.

Spine	Front Cover	Back Cover
-------	-------------	------------

© United Teaching 2017

