


# SEPTEMBER






## MATH AND LITERACY CENTERS


**Sight Words Set 1**



**Sight Words Tic Tac Toe** **Pre-Primer Set 1**

Roll the sight words die. Read and cover the matching sight word.

		to
		a
	and	you



29  
CENTERS

KINDERGARTEN



# SEPTEMBER CENTERS


The September Math and Literacy Centers are sure to be a hit with your students! The Fall math and literacy activities are a versatile and engaging way for students to work with a variety of Kindergarten skills and outcomes. Students can complete the activities using printable spinners and cards OR the digital dice. This provides flexibility with teaching in the classroom or with distance learning.

The Fall and Apple centers and activities are a ton of fun and easy to prep.

Each math and literacy center includes:

- colorful activity mats
- worksheets
- printable spinners or cards
- digital dice

To complete the activities, the only supplies you need are small math manipulatives such as math cubes or pencils, markers, and crayons.





# SEPTEMBER CENTERS

Included in the September Math and Literacy Centers are:

- 49 colorful math and literacy mats
- 45 worksheets
- 36 virtual dice

The September Math and Literacy Centers theme is Fall and Apples. Skills and outcomes covered include:

- |  |  |
|--|--|
| <ul style="list-style-type: none"><li>• Numbers 1-5</li><li>• Numbers 1-10</li><li>• Numbers 1-20</li><li>• Number Order</li><li>• Number Words</li><li>• Tens and Ones</li><li>• Number Comparison</li><li>• Subitizing</li><li>• Graphing</li><li>• Patterns</li><li>• 2D Shapes</li></ul> | <ul style="list-style-type: none"><li>• Letter Identification</li><li>• Uppercase and Lowercase Letters</li><li>• Letter Writing</li><li>• Syllables</li><li>• ABC Order</li><li>• Pre-Primer Sight Words</li><li>• Rhyming Words</li><li>• Beginning Sounds</li><li>• Fall Vocabulary</li></ul> |
|--|--|





# AUGUST CENTERS

Using these digital dice and activities couldn't be easier! Each digital dice is a PowerPoint presentation. All you need to do is play the slideshow and with the press of a button, click of a mouse, or swipe on a touchpad, the dice will roll on your screen. The best part is that these dice are not limited by six sides like traditional dice.

\*IN ORDER FOR THE DIGITAL DICE TO WORK, THEY MUST BE PLAYED IN PRESENTATION MODE IN MICROSOFT POWERPOINT. THE DIGITAL DICE ARE COMPATIBLE WITH POWERPOINT MOBILE AND THE DESKTOP VERSIONS OF POWERPOINT (PowerPoint versions 2007 or later AND Macintosh PowerPoint 2013). THE DIGITAL DICE DO NOT WORK IN POWERPOINT FOR THE WEB, GOOGLE SLIDES OR KEYNOTE.\*





# 29 KINDERGARTEN MATH AND LITERACY CENTERS







# PRINT AND DIGITAL DICE OPTIONS







# COLOR AND WORKSHEETS



45  
worksheets



# SEPTEMBER MATH CENTERS

Math Center	Digital Dice Name	Printable Supplies	Standard
Count and Cover Subitizing Dots I-10	Numbers I-10, Number Words I-10	Number Cards I-10 or Spinner I-10	K.CC.B.4, K.CC.B.5
Count and Cover Fall Apples I-10	Numbers I-10, Number Words I-10	Number Cards I-10 or Spinner I-10	K.CC.B.4, K.CC.B.5
Count and Cover Trees with Leaves I - 10	Numbers I-10, Number Words I-10	Number Cards I-10 or Spinner I-10	K.CC.B.4, K.CC.B.5
Count and Cover Subitizing I-10	Numbers I-10, Number Words I-10	Number Cards I-10 or Spinner I-10	K.CC.B.4, K.CC.B.5
Build a Number: Ten Frame I-10	Numbers I-10	Number Cards I-10 or Spinner I-10	K.CC.B.4
Ten Frames I-10	Numbers I-10, Number Words I-10	Number Cards I-10 or Spinner I-10	K.CC.B.4, K.CC.B.5
Number Words I-10	Numbers I-10	Number Cards I-10 or Spinner I-10	
Number Comparison I-10	Number Comparison I-10	2x Number Cards I-10 or Double Spinner I-10 Mat	K.CC.C.6, K.CC.C.7
Making 5 Number Bonds	Numbers I-5	Number Cards I-5 and Spinner I-5	K.OA.A.3
Making 10 Number Bonds	Numbers I-20	Number Cards I-10 and Spinner I-10	K.OA.A.3, K.OA.A.4
Build a Number: Ten Frames I-20	Numbers I-20	Number Cards I-20	K.CC.B.4
Ten Frames I-20	Numbers I-20, Number Words I-20	Number Cards I-20	K.CC.B.4, K.CC.B.5
Base Ten Blocks: Tens and Ones	Numbers I-20	Number Cards I-20	K.NBT.A.1
Number Comparison I-20	Number Comparison I-20	2x Number Cards I-20	K.CC.C.6, K.CC.C.7
Number Words II-20	Numbers II-20	Number Cards II-20 or Spinner II-20	
Counting on from I-10	Numbers I-10	Number Cards I-15 and Spinner I-10	K.CC.A.2
Counting on from II-20	Numbers II-20	Number Cards II-25 and Spinner II-20	K.CC.A.2
Graphing I-10	Graphing Digital Dice	Graphing Spinner	K.MD.B.3
Build an ABBA Pattern	Patterns Digital Dice	Patterns Spinner	
Fall 2D Shapes	2D Shapes Digital Dice	2D Shape Cards	K.G.A.2, K.G.A.3

# SEPTEMBER LITERACY CENTERS

Literacy Center	Digital Dice Name	Printable Supplies	Standard
Match the Lowercase Letters A-M	Letters A-Z Uppercase A-M	Alphabet Cards A-Z Uppercase	RF.K.1.D
Match the Lowercase Letters N-Z	Letters A-Z Uppercase N-Z	Alphabet Cards A-Z Uppercase	RF.K.1.D
Letter Writing / Tracing	Letters A-Z Tracing Uppercase / Lowercase	Letter Tracing A-Z Uppercase / Lowercase cards	RF.K.1.D
Alphabet Order Uppercase	Letters A-Z Uppercase	Alphabet Cards A-Z Uppercase	RF.K.1.D
Alphabet Order Lowercase	Letters A-Z Lowercase	Alphabet Cards A-Z Lowercase	RF.K.1.D
Fall Syllables	Fall Syllables	Fall Syllables	RF.K.2.B
Rhyming Words Short A	Short A Word Family	Short A Spinner	RF.K.2.A
Rhyming Words Short E	Short E Word Family	Short E Spinner	RF.K.2.A
Rhyming Words Short I	Short I Word Family	Short I Spinner	RF.K.2.A
Rhyming Words Short O	Short O Word Family	Short O Spinner	RF.K.2.A
Rhyming Words Short U	Short U Word Family	Short U Spinner	RF.K.2.A
Beginning Sounds (a, m, t, s)	Beginning Sounds a, m, t, s	Beginning Sounds a, m, t, s spinner	RF.K.3.A
Beginning Sounds (i, f, d, r)	Beginning Sounds i, f, d, r	Beginning Sounds i, f, d, r spinner	RF.K.3.A
Beginning Sounds (o, g, l, h)	Beginning Sounds o, g, l, h	Beginning Sounds o, g, l, h spinner	RF.K.3.A
Beginning Sounds (u, c, b, n)	Beginning Sounds u, c, b, n	Beginning Sounds u, c, b, n spinner	RF.K.3.A
Beginning Sounds (k, v, e, w)	Beginning Sounds k, v, e, w	Beginning Sounds k, v, e, w spinner	RF.K.3.A
Beginning Sounds (j, p, y, x, q, z)	Beginning Sounds j, p, y, x, q, z	Beginning Sounds j, p, y, x, q, z spinner	RF.K.3.A
Sight Words Race Set 1	Sight Words Set 1	Sight Word Spinner	RF.K.3.C
Sight Words Race Set 2	Sight Words Set 2	Sight Word Spinner	RF.K.3.C
Sight Words Race Set 3	Sight Words Set 3	Sight Word Spinner	RF.K.3.C
Sight Words Race Set 4	Sight Words Set 4	Sight Word Spinner	RF.K.3.C
Sight Words Race Set 5	Sight Words Set 5	Sight Word Spinner	RF.K.3.C
Sight Words Race Set 6	Sight Words Set 6	Sight Word Spinner	RF.K.3.C
Sight Words Race Set 7	Sight Words Set 7	Sight Word Spinner	RF.K.3.C



# SEPTEMBER MATH CENTERS

## Math Center

### Count and Cover Subitizing Dots 1-10

**Skill:** Counting to 10 and Subitizing.

**Supplies:** Numbers 1-10 Spinner OR Number Words 1-10 Spinner OR Numbers 1-10 Digital Dice OR Number Words 1-10 Digital Dice

**Instructions:** students match the number of dots to the spinner or digital dice.



## With Digital Dice



## Math Center

### Count and Cover Fall Apples 1-10

**Skill:** Counting to 10

**Supplies:** Numbers 1-10 Spinner OR Number Words 1-10 Spinner OR Numbers 1-10 Digital Dice OR Number Words 1-10 Digital Dice

**Instructions:** students count and cover the matching number of objects



## With Digital Dice



## Math Center

### Count and Cover Leaves 1-10

**Skill:** Counting to 10.

**Supplies:** Numbers 1-10 Spinner OR Number Words 1-10 Spinner OR Numbers 1-10 Digital Dice OR Number Words 1-10 Digital Dice

**Instructions:** students count and match the number of leaves to the spinner or digital dice.



## With Digital Dice





# SEPTEMBER MATH CENTERS

## Math Center

### Counting 1-10 - Mixed Review

**Skill:** Counting to 10 and Subitizing.

**Supplies:** Numbers 1-10 Spinner OR Number Words 1-10 Spinner OR Numbers 1-10 Digital Dice

**Instructions:** students match the number representation to the number or number word.

## Print



## With Digital Dice



## Math Center


### Ten Frame 1-10

**Skill:** Count out objects on the ten frame to match the numeral.


**Supplies:** Numbers 1-10 Spinner OR Numbers 1-10 Cards or Numbers 1-10 Digital Dice

**Instructions:** Students place the matching number of objects on the ten frame.

## Print



## With Digital Dice



## Math Center


### Ten Frames 1-10

**Skill:** Cover the matching ten frame.

**Supplies:** Numbers 1-10 Spinner OR Numbers 1-10 Cards OR Numbers 1-10 Digital Dice

**Instructions:** Students cover the matching ten frame.

## Print



## With Digital Dice



# SEPTEMBER MATH CENTERS

## Math Center

### Number Words 1-10

**Skill:** Read and cover the matching number word.

**Supplies:** Numbers 1-10 Spinner OR Numbers 1-10 Cards OR Numbers 1-10 Digital Dice

**Instructions:** Students cover the matching number word.



## Print

## With Digital Dice




## Math Center

### Number Comparison 1-10

**Skill:** Build and compare numbers using a ten frame.

**Supplies:** Double Numbers 1-10 Spinner OR Numbers Comparison 1-10 Digital Dice

**Instructions:** Students write and build the number before comparing to find the largest number.



## Print

## With Digital Dice



## Math Center

### Making 5 Bonds

**Skill:** Find and represent a number 5 bond.

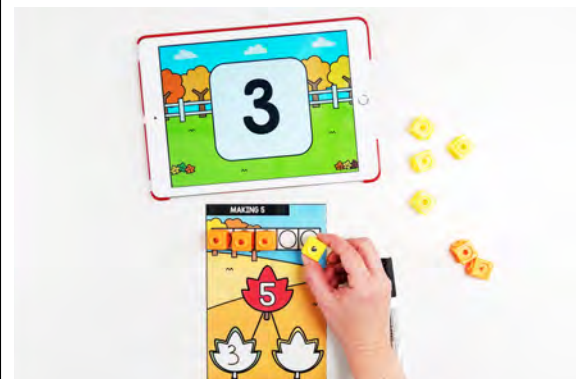
**Supplies:** Numbers 1-5 Spinner OR Numbers 1-5 Cards OR Numbers 1-5 Digital Dice

**Instructions:** Students place the matching number of blocks on the five frame. How many more blocks are needed to fill the five frame? Students write the numbers in the squares to complete the number bond.



## Print

## With Digital Dice





# SEPTEMBER MATH CENTERS

## Math Center

### Making 10 Bonds

**Skill:** Find and represent a number 10 bond.

**Supplies:** Numbers 1-10 Spinner OR Numbers 1-10 Cards OR Numbers 1-10 Digital Dice

**Instructions:** Students place the matching number of blocks on the ten frame. How many more blocks are needed to fill the ten frame? Students write the numbers to complete the number bond.

## Print



## With Digital Dice



## Math Center


### Ten Frames 1-20

**Skill:** Count out objects on the ten frame to match the numeral.

**Supplies:** Numbers 1-20 Number Cards OR Numbers 1-20 Digital Dice

**Instructions:** Students place the matching number of objects on the ten frame.

## Print



## With Digital Dice



## Math Center

### Ten Frames 11-20

**Skill:** Cover the matching ten frame.

**Supplies:** Numbers 11-20 Spinner OR Numbers 11-20 Cards OR Numbers 11-20 Digital Dice

**Instructions:** Students cover the matching ten frame.

## Print



## With Digital Dice



# SEPTEMBER MATH CENTERS

## Math Center

### Tens and Ones

**Skill:** Decompose a number into tens and ones.

**Supplies:** Numbers 11-20 Number Cards / Spinner OR Numbers 11-20 Digital Dice

**Instructions:** Students build a number between 11-20 by decomposing it into tens and ones using base ten blocks.

## Print



## With Digital Dice



## Math Center

### Number Comparison 1-20

**Skill:** Build and compare numbers using a ten frame.

**Supplies:** Two sets of number 1-20 cards OR Numbers Comparison 1-20 Digital Dice

**Instructions:** Students write and build the number before comparing to find the largest number.

## Print



## With Digital Dice



## Math Center


### Number Words 11-20

**Skill:** Read and cover the matching number word.

**Supplies:** Numbers 11-20 Spinner OR Numbers 11-20 Cards OR Numbers 11-20 Digital Dice

**Instructions:** Students cover the matching number word.

## Print



## With Digital Dice





# SEPTEMBER MATH CENTERS

## Math Center

### Counting On 1-10

**Skill:** Count on from a number between 1-10.

**Supplies:** Numbers 1-10 Spinner OR Numbers 1-10 Digital Dice AND Numbers 1-10 Cards

**Instructions:** Students write or place the matching number in the first square. Students count on in the following squares.



## Print

## With Digital Dice



## Math Center

### Counting On 11-20

**Skill:** Count on from a number between 11-20.

**Supplies:** Numbers 11-20 Spinner OR Numbers 11-20 Digital Dice AND Numbers 11-25 Cards

**Instructions:** Students write or place the matching number in the first square. Students count on in the following squares.



## Print

## With Digital Dice



## Math Center

### Fall Graphing

**Skill:** Count to 10, graph objects

**Supplies:** Fall Graphing Spinner OR Graphing Digital Dice

**Instructions:** Students add a block or counter to the matching column.



## Print

## With Digital Dice



# SEPTEMBER MATH CENTERS

## Math Center

### Fall Patterns

**Skill:** Build and extend a pattern

**Supplies:** Fall Pattern Cards OR Fall Patterns Digital Dice

**Instructions:** Students build a pattern using the pattern code.



## Print

## With Digital Dice



## Math Center

### Fall 2D Shapes

**Skill:** Match 2D Shapes

**Supplies:** 2D Shape Cards OR 2D Shapes Digital Dice

**Instructions:** Students match and cover the 2D Shape.



## Print

## With Digital Dice





# SEPTEMBER LITERACY CENTERS

## Literacy Center

### Match the Lowercase Letters (2 Mats)

**Skill:** Match lowercase letters to uppercase letters.

**Supplies:** Alphabet Cards A-Z Uppercase OR Letters A-Z Uppercase Digital Dice

**Instructions:** Students match and cover the lowercase letter to the uppercase letter.

## Print



## With Digital Dice



## Literacy Center

### Letter Tracing (Uppercase / Lowercase)

**Skill:** Trace the letter using correct letter formation.

**Supplies:** Letter Tracing Cards Uppercase or Lowercase / Letter Writing Digital Dice

**Instructions:** Students trace the matching letter.

## Print



## With Digital Dice



## Literacy Center

### ABC ORDER (Uppercase / Lowercase)

**Skill:** Match the number of Christmas stockings to a numeral or number word.

**Supplies:** Alphabet Cards A-Z or Letters A-Z Digital Dice

**Instructions:** Students write or place the matching letter in the first square. Students write the next letters in ABC order.

## Print



## With Digital Dice



# SEPTEMBER LITERACY CENTERS

## Literacy Center

### Fall Syllables

**Skill:** Count the number of syllables in a Fall word.

**Supplies:** Fall Syllable Cards OR Fall Syllable Digital Dice

**Instructions:** Students count and cover the matching number of syllables.



## Print

## With Digital Dice



## Literacy Center

### Rhyming Words: Short Vowels (5 Mats)

**Skill:** Match rhyming pictures.


**Supplies:** Rhyming Words: Short a Spinner OR Short a Digital Dice

**Instructions:** Students find and cover the rhyming picture.



## Print

## With Digital Dice



## Literacy Center

### Beginning Sounds Tic Tac Toe (6 Mats)

**Skill:** Match the letter sound to the beginning sound of a picture.

**Supplies:** Beginning Sounds Spinner OR Beginning Sounds Digital Dice

**Instructions:** Students find and cover a letter to match the beginning sound of a picture.



## Print

## With Digital Dice





# SEPTEMBER LITERACY CENTERS


## Literacy Center

### Sight Words Tic Tac Toe (7 Mats)

**Skill:** Read Pre-Primer Sight Words

**Supplies:** Sight Word Spinner OR Sight Words Digital Dice

**Instructions:** Students read and cover the matching sight word. Can you get three in a row?



## Print

## With Digital Dice



## Literacy Center

### Fall Vocabulary

**Skill:** Read and Spell Fall words

**Supplies:** Fall Word Cards OR Fall Words Digital Dice

**Instructions:** Students read and spell the Fall word.



## Print

## With Digital Dice




## Literacy Center

### Sight Word Building

**Skill:** Read and Spell Pre-Primer Sight Words

**Supplies:** Sight Word Cards OR Sight Words Digital Dice

**Instructions:** Students read and spell the sight word.



## Print

## With Digital Dice



# SEPTEMBER MATH CENTERS

**COUNTING 1-10**  
Color an apple with the matching number of dots.

**COUNTING 1-10**  
Color an apple with the matching number.

**TEN FRAMES 1-10**  
Write the number and color the ten frame to show the number.

**COUNTING 1-10**  
Write the number and color the matching number of items.

**COUNTING 1-10**  
Color the matching number of leaves.

**MAKING 5**  
Write the number in the first box.  
How many more do you need to make 5? Use the 5 frame to help you find the answer.

**NUMBER WORDS 1-10**  
Color the matching number word.

**NUMBER COMPARISON**  
Write the numbers and color the ten frame.  
Color the number that is greater.

**MAKING 10**  
Write the number in the first box.  
How many more do you need to make 10? Use the 10 frame to help you find the answer.

**TEN FRAMES 1-20**  
Color the matching ten frame.

**TENS AND ONES**

**TEN FRAMES 1-20**  
Write the number and color the ten frame to show the number.

**ONE LESS AND ONE MORE**  
Write the number that is one less and the number that is one more.

**NUMBER WORDS 11-20**  
Color the matching number word.

**ONE LESS AND ONE MORE**  
Write the number that is one less and the number that is one more.

**ROLL AND GRAPH**  
Roll the Fall Graphing Die. Color the matching fall object.

**COMPLETE THE PATTERN**  
Color the cubes to show the pattern.

**COLOR A 2D SHAPE**  
Color the matching leaf shapes.

**20 math worksheets**

**United Teaching**



**25 literacy  
worksheets**

# THANK YOU FOR YOUR DOWNLOAD

Thanks for downloading this product! I hope it meets your needs and your children enjoy doing the activities. If you have any questions or suggestions please do not hesitate to contact me.

## FIND ME



*Basia* 

[info@unitedteaching.com](mailto:info@unitedteaching.com)

## TERMS OF USE

Copyright ©2015 United Teaching - All rights reserved.

The purchase of a product entitles the purchaser the right to use the product for personal and single classroom purposes only.

Posting the product in whole or in part on the Internet in any form is strictly prohibited and is a violation of the Digital Millennium Copyright Act (DMCA).

## CLIPART AND FONTS

Clip art: Whimsy Clips, Educlips, Creative Clips, Graphics from the Pond, Scrappin Doodles, Pink Cat Studio, RamonaM Graphics, Ross's Jungle Teacher's Scrapbook, Zip-a-Dee Doo-Dah, The Cher Room, Ashley Hughes, The Painted Crow, Dancing Crayon Designs, Creating4theClassroom, Mixed Up Markers, Dazzling Clips, Clipartino.

FonTS: Kimberly Geswein Fonts

Audio Clips:

