



Name: _____

Plant Needs

Help Jack decide what a plant needs.
Cut and paste the items which a plant
needs to grow around the happy plant.



Cut and paste the items a
plant doesn't need beside the
unhappy plant.



© United Teaching 2016

[illegible]

By United Teaching



THANK YOU FOR YOUR DOWNLOAD

Thanks for downloading this product! I hope it meets your needs and your children enjoy doing the activities. If you have any questions or suggestions please do not hesitate to contact me.

FIND ME



UnitedTeaching.com



Basia 

info@unitedteaching.com

TERMS OF USE

Copyright ©2015 United Teaching - All rights reserved.

The purchase of a product entitles the purchaser the right to use the product for personal and single classroom purposes only.



Posting the product in whole or in part on the Internet in any form is strictly prohibited and is a violation of the Digital Millennium Copyright Act (DMCA).

CLIPART AND FONTS

Clip art: Whimsy Clips, Educlips, Creative Clips, Graphics from the Pond, Scrappin Doodles, Pink Cat Studio, RamonaM Graphics, Ross's Jungle Teacher's Scrapbook, Zip-a-Dee Doo-Dah, The Cher Room, Ashley Hughes, The Painted Crow, Dancing Crayon Designs, Creating4theClassroom.







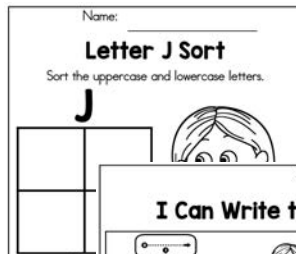


Fonts: Kimberly Geswein Fonts

MORE PRODUCTS BY UNITED TEACHING



FAIRY TALES BUNDLE

JACK AND THE BEANSTALK



JACK AND THE BEANSTALK

JACK AND THE BEANSTALK FAIRY TALE ACTIVITIES



Spin and Color the Ten Frame
Spin the wheel and color the ten frame with the numbers 1-10.

Jack and the Beanstalk Story Order
Cut and paste the pictures of the story in the correct order.

Plant Needs
Fill in the chart with the needs of the plant.

Color by Word Family
Color the picture of the castle by the word families.

Letter J Sort
Sort the pictures of the story by the letter J.

Describe the Character: Jack
Describe Jack from the Jack and the Beanstalk story. Use the words in the Word Bank to help you.

Word Bank
clever, honest, gullible, trusting, curious, brave

Describe the Character: Jack's Mother
Describe Jack's Mother from the Jack and the Beanstalk story. Use the words in the Word Bank to help you.


Word Bank
caring, angry, silly

By United Teaching

Name: _____

Label and Write about Jack
Use the words below to label the parts of Jack. Complete the sentence.


hair	shirt
boots	goose



Name: _____


Label and Write about the Giant
Use the words below to label the parts of the Giant. Complete the sentence.

harp	feet	coins
tooth	table	bags



Name: _____


Describe the Character: Jack
Describe Jack from the Jack and the Beanstalk story. Use the words in the Word Bank to help you.



Word Bank
clever, honest, gullible, trusting, curious, brave

Name: _____


Describe the Character: Jack's Mother
Describe Jack's Mother from the Jack and the Beanstalk story. Use the words in the Word Bank to help you.



Word Bank
caring, angry, silly

Name: _____


Describe the Character: The Giant
Describe the Giant from the Jack and the Beanstalk story. Use the words in the Word Bank to help you.



Word Bank
huge, scary, mean, cruel, big, smelly

Name: _____




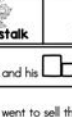
Describe the Character: The Merchant
Describe the Merchant from the Jack and the Beanstalk story. Use the words in the Word Bank to help you.



Word Bank
honest, kind, sold, swapper, traveler

Name: _____




Adjective Match
Color two adjectives that describe each character or object from Jack and the Beanstalk.

			
scary	mad	pin	your
small	angry	luck	
	silly		

Name: _____

Jack and the Beanstalk Sentences

Giant	Mother	Jack	merchant
beanstalk	harp	castle	cow

- Jack and his  lived in a cottage.
- Jack went to sell their .
- He met a  who gave him some magic beans.

Name: _____

Jack and the Beanstalk Punctuation
Cut and paste the correct punctuation mark to complete each sentence.

Jack went to sell a cow _____

Look at all the gold coins _____

Where did Jack go _____

Jack climbed the beanstalk _____






What's for dinner _____

Cut down the beanstalk _____

Where is the money for _____





Name: _____

Jack and the Beanstalk True or False
Read each statement. If the statement is true stamp the smile. If the statement is false stamp the face.

Jack did as his Mom asked and sold the cow.	The merchant gave him magic beans.
	
The beans were magical and grew into a beanstalk.	In the castle the Giant lived.
	
Jack got away.	
	

Name: _____

Jack and the Beanstalk Story Map

CHARACTERS	SETTING
	
PROBLEM	SOLUTION
	

Name: _____

Jack and the Beanstalk Story Order
Cut and paste the pictures of the story in the correct order.

1	2	3
4	5	6


Name: _____

Jack and the Beanstalk Story Order
Cut and paste the story of Jack and the Beanstalk in the correct order.

1	2
3	4
5	6
7	8

Name: _____

Jack and the Beans



If I was Jack...


If I was Jack, I would _____

I think the _____ from this fairy tale is _____

© United Teaching 2018

Name: _____


Favorite Character



My favorite character is _____

Name: _____

Least Favorite Character



My least favorite character is _____

© United Teaching 2018



JACK AND THE BEANSTALK

JACK AND THE BEANSTALK FAIRY TALE ACTIVITIES



By United Teaching



Favorite Part of the Tale



Favorite Part of the Tale



Jack and the Beanstalk Crossword

Use the vocabulary words to complete the crossword.

Jack	merchant	beans
giant	beanstalk	harp
mother	castle	cottage

Jack and the Beanstalk Word Search

Find and color the words.

Mother	merchant
harp	Jack
beanstalk	cow
Giant	castle

Jack and the Beanstalk Counting

Count the beans from Jack and the Beanstalk. Color the ten frame to show the number.

10 beans	10 beans	10 beans
10 beans	10 beans	10 beans
10 beans	10 beans	10 beans
10 beans	10 beans	10 beans

Spin and Color the Ten Fram

Spin the spinner and color the coin with the matching ten f

Color by Addition

Roll two die and add the numbers. Color the matching result.

10 dots	10 dots	10 dots
10 dots	10 dots	10 dots
10 dots	10 dots	10 dots
10 dots	10 dots	10 dots

Jack and the Beanstalk Subtraction

Solve the subtraction problems.

6 - 2 =	8 - 5 =	5
9 - 3 =		

Jack and the Beanstalk Measurement

How long is each object? Use the rulers to measure.

10 inches	10 inches
-----------	-----------

Ordering by Size

Cut and paste the characters from Jack and the Beanstalk. Order by height from shortest to tallest.

Use the blocks to measure and write the height of each character in units.

10 units	10 units	10 units
----------	----------	----------

Skip Counting with Jack

Climb the beanstalk by skip counting by 2's and 5's. Write the numbers in the leaves.

20	50
14	35

Ways to Make 10: Decomposing Beans

Color the beans to show ways to make 10. Write the equations.

10 beans	10 beans	10 beans
10 beans	10 beans	10 beans
10 beans	10 beans	10 beans
10 beans	10 beans	10 beans

How Much

Count how many. Write how man

10 coins	10 coins	10 coins
10 coins	10 coins	10 coins
10 coins	10 coins	10 coins
10 coins	10 coins	10 coins
10 coins	10 coins	10 coins
10 coins	10 coins	10 coins

Plant Needs

Help Jack decide what a plant needs. Cut and paste the items which a plant needs to grow around the happy plant

10 items	10 items
----------	----------

Parts of a Plant

Label the parts of the plant using the words. Complete the sentences using the

roots	stem	leaves	flowers
-------	------	--------	---------

Parts of a Seed

Label the parts of the seed using the words from the word bank.

seed coat	embryo	food store
-----------	--------	------------

Life Cycle of a Bean Plant

Cut and paste the parts of the bean life cycle in order.

seed	seedling
paste	paste
paste	paste



Name: _____

Letter J Sort

Sort the uppercase and lowercase letters.

J

Preview



j

J

j

J

j

J

j

J

j



Name: _____

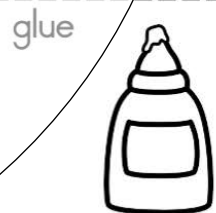

The Sounds of Letter G

Cut and paste the pictures to match the sounds of the letter G.

Hard G like goat

Preview


Soft G like gentle



Name: _____

Color by Word Family

Color using the -ack word family code below.



sack



pack



black




snack



Name: _____

Describe the Setting: Jack's Home

Describe Jack's home from the Jack and the Beanstalk story.
Use the words in the Word Bank to help you.



Word Bank

cottage

little

fields

country

town

poor

cold

drafty

simple

bare

chimney

Preview



Name: _____

Describe the Character: The Giant

Describe the Giant from the Jack and the Beanstalk story.
Use the words in the Word Bank to help you.



Word Bank

huge

scary

mean

cruel

big

smelly

dirty

unkind

horrible

enormous

Preview



Name: _____

Jack and the Beanstalk

Story Order

Cut and paste the pictures of the story in the correct order.

1

2

3



4

5

6

Preview

© United Teaching 2016



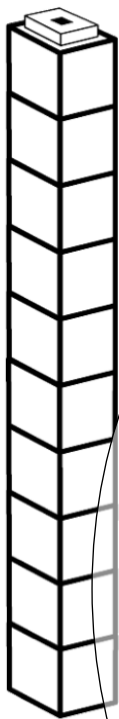
Name: _____

Ordering by Size

Cut and paste the characters from Jack and the Beanstalk.


Order by height from shortest to tallest.


Use the blocks to measure and write the height of each character in units.



Preview

© United Teaching 2016

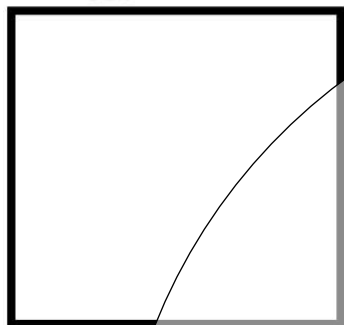




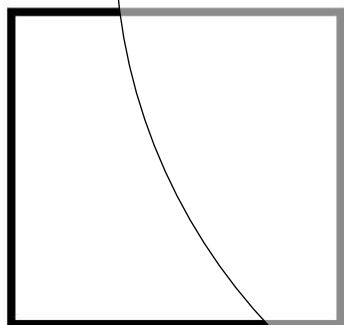
Name: _____

Plant Needs




Help Jack decide what a plant needs.
Cut and paste the items which a plant
needs to grow around the happy plant.




Preview



Cut and paste the items a
plant doesn't need beside the
unhappy plant.



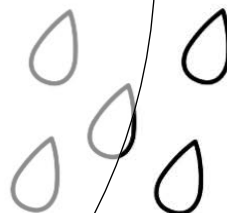
toy



sun



ice-cream



water



soil



air