

AUGUST MATH AND LITERACY



PRINT AND DIGITAL




AUGUST MATH AND LITERACY

Are you looking for math and literacy activities that are fun but also target essential skills and outcomes? These NO PREP and DIGITAL monthly activities have been designed to be highly engaging and are sure to make your students excited about learning.

The August Math and Literacy packet includes 80 pages of math and literacy no prep activities as well as 60 digital slides with audio instructions for Google SlidesTM. This will meet your teaching needs whether you are teaching in the classroom, online, or a mixture of both! The Google Slides can be assigned in Google Classroom and used for virtual learning on Google Classroom, or for in-classroom learning on tablets, smartboards or computers.

The August Math and Literacy activities are ideal:


- Morning Work
 - Independent Practice
 - Substitute Teachers
 - Math and Literacy Centers
 - Digital Learning Activities
 - Distance Learning
- 



AUGUST MATH AND LITERACY

The August Math and Literacy packet theme is Back to School. Skills and outcomes covered include:

- Numbers 1-5
- Numbers 1-10
- Number Order
- Comparing Numbers
- Number Words
- Subitizing
- Patterns
- 2D Shapes
- Sorting by Size

- Letter Identification
 - Uppercase and Lowercase Letters
 - ABC Order
 - Letter Writing
 - Sight Words
 - Rhyming Words
 - Beginning Sounds
 - Tracing (Pencil Control)
 - Colors and Color Words
 - All About Me Activity
- 

**40 math
pages**

40 Literacy Ages

United Teaching

AUGUST NO PREP LITERACY

All About Me Activity

Get to know your students with this cute NO PREP All About Me Activity. These All About Me backpacks make a great display around the classroom or can be pasted into a notebook.



AUGUST DIGITAL ACTIVITIES

Digital Literacy Activities

ABC Sort the numbers and letters.

Numbers Letters

SCHOOL

ABC Drag the counters to show numbers and letters.

ABC Sort the uppercase and lowercase letters.

Uppercase Lowercase

SCHOOL

ABC Drag the lowercase letters to the matching uppercase letters.

ABC Drag the lowercase letters to the matching uppercase letters.

ABC Drag the circles to show the matching lowercase letter.

ABC Use ABC order to show the way through the maze.

ABC Use ABC order to show the way through the maze.

Drag the counter to the matching number of syllables.

Drag the checkmark to the pictures that rhyme.

ABC Drag the letters to show the beginning sound for each picture.

Drag the beginning sound to complete the word.

Drag the beginning sound to complete the word.

the Drag the counters on the matching sight word.

to Drag the counters on the matching sight word.

you Drag the counters on the matching sight word.

Preview


AUGUST DIGITAL ACTIVITIES

Digital Literacy Activities

it Drag the counters on the matching sight word.

it


you	and	it	it	and
it	in	and	in	it
you	it	you	it	in
it	in	it	in	it



in Drag the counters on the matching sight word.

in

in	said	you	in	said
you	in	said	you	in
it	in	it	in	it
said	you	in	said	in



said Drag the counters on the matching sight word.

said

for	said	for	said	for
said	you	said	you	said
you	for	you	said	for
said	said	for	for	said



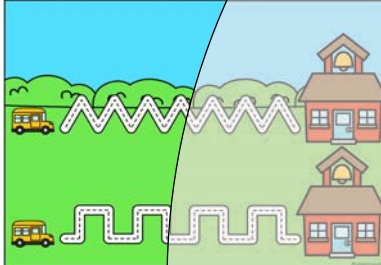
for Drag the counters on the matching sight word.

for


you	for	said	and	for
for	said	for	for	you
and	for	you	for	and
said	and	for	said	for



ABC Drag the bus to the school. Follow the line.



ABC Drag the bus to the school. Follow the line.




ABC Sort the objects by color.

Red	Blue
Yellow	Green



ABC Sort the objects by color.


Purple	Pink
Orange	Brown



Preview

ABC Drag the crayons to the matching color name.

red	green
purple	black
blue	brown
yellow	orange
pink	gray




AUGUST DIGITAL ACTIVITIES

Digital Math Activities

I-5 Count the crayons. Slide the matching number.



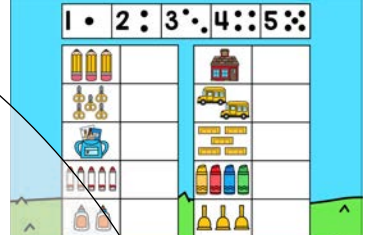
I-5 Count the glue. Slide the matching number.



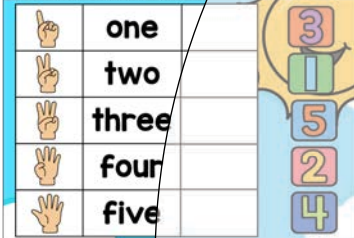
I-5 Count the books. Slide the matching number.




I-5 Count the school objects. Type the number.



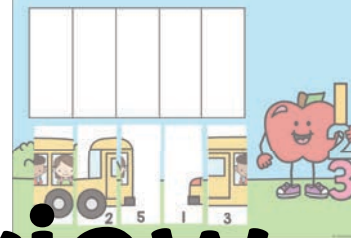
I-5 Read the number word. Drag the matching number into the box.



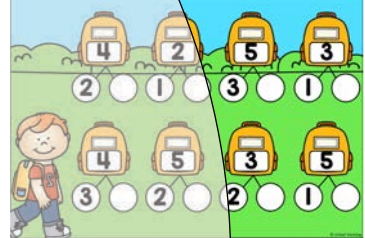
I-5 Drag the counter to show the greater amount.



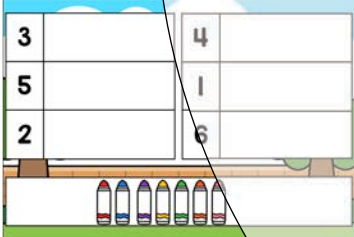
I-5 Drag the pieces in number order to complete the puzzle.



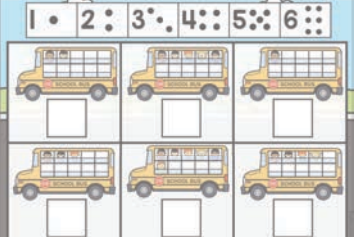
I-5 Type the number to complete the number bond.




I-6 Drag the markers to show the number.



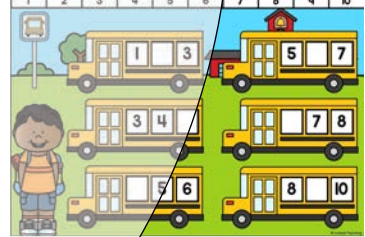
I-6 Type the number of children on each bus.



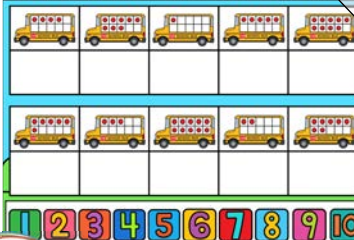
I-10 Drag the glue bottles to the matching number of dots.



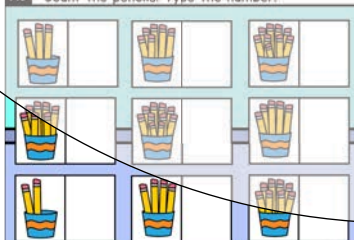
I-10 Type the missing number.



I-10 Drag the number to match the ten frame.



I-10 Count the pencils. Type the number.



I-10 Drag the circle around the number that is greater.



I-10 Find the hidden numbers. Drag the circle.



Preview

AUGUST DIGITAL ACTIVITIES

Digital Math Activities

Preview

1-10 Type the number that is one more and one less.

1-10 Read the number word. Drag the matching number into the box.

1-10 Type the number to complete the number bond.

1-10 Drag the counters on to number 1.

1-10 Drag the counters on to number 2.

1-10 Drag the counters on to number 3.

1-10 Drag the counters on to number 4.

1-10 Drag the counters on to number 5.

1-10 Drag the counters on to number 6.

1-10 Drag the counters on to number 7.

1-10 Drag the counters on to number 8.

1-10 Drag the counters on to number 9.

1-10 Drag the counters on to number 10.

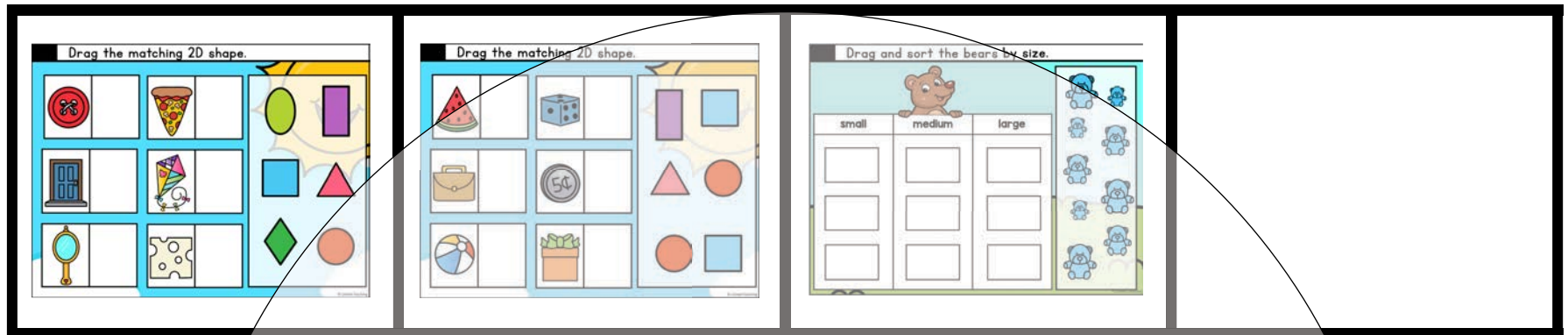
Drag the school objects to create the graph.

Drag the school objects to complete the pattern.

Drag the school objects to complete the pattern.

AUGUST DIGITAL ACTIVITIES

Digital Math Activities



Preview