

# BACK TO SCHOOL MATH WORKSHEETS KINDERGARTEN



KCC.B.5 Name: \_\_\_\_\_

### School Count

Count the school items and color the correct answer.

(4) (5) (3)	(2) (3) (4)	(3) (1) (2)
(2) (1) (3)		(4) (3) (5)
(2) (5) (3)	(5) (4) (2)	(2) (4) (5)

A.1 Name: \_\_\_\_\_

### Number Order

Cut and paste the numbers in order from 1 to 10.

Numbers 1-10


6 10 2 5 8

3 11 9 7 1

Name: \_\_\_\_\_

### Back to School Patterns

Cut and paste to complete the ABAB patterns.


MDA.1 Name: \_\_\_\_\_

### Back to School Units

Write how many units each object is.

 3 units	 ___ units	 ___ units
 ___ units	 ___ units	 ___ units
 ___ units	 ___ units	 ___ units

By United Teaching



# THANK YOU FOR YOUR DOWNLOAD

Thanks for downloading this product! I hope it meets your needs and your children enjoy doing the activities. If you have any questions or suggestions please do not hesitate to contact me.

## FIND ME



UnitedTeaching.com



*Basia* 

[info@unitedteaching.com](mailto:info@unitedteaching.com)

## TERMS OF USE

Copyright ©2015 United Teaching - All rights reserved.

The purchase of a product entitles the purchaser the right to use the product for personal and single classroom purposes only.





Posting the product in whole or in part on the Internet in any form is strictly prohibited and is a violation of the Digital Millennium Copyright Act (DMCA).

## CLIPART AND FONTS

Clip art: Whimsy Clips, Educlips, Creative Clips, Graphics from the Pond, Scrappin Doodles, Pink Cat Studio, RamonaM Graphics, Ross's Jungle Teacher's Scrapbook, Zip-a-Dee Doo-Dah, The Cher Room, Ashley Hughes, The Painted Crow, Dancing Crayon Designs, Creating4theClassroom.

Fonts: Kimberly Geswein Fonts

## DIRECTED DRAWING SEASONAL BUNDLE




**200  
PAGES**

**BY UNITED TEACHING**



# BACK TO SCHOOL MATH WORKSHEETS

## BACK TO SCHOOL MATH WORKSHEETS KINDERGARTEN



By United Teaching

Number 7 Seven

School Count

Number Order

School Number Order

Back to School Patterns

Back to School Units

### Back to School Ten Frames

Cut and paste the numbers to match the ten frames.

K.CC.B.5

### Ten Frame Comparison

Color the apple with the greater ten frame.

K.CC.C.7

### Apple Comparison

Color the apple with the greater number.

3 5 6 4

### Before and After

Write the missing numbers in the empty spaces.

1 3 6 7

K.CC.A.2

### Number Order

Cut and paste the numbers in order from 1 to 10.

1 3 6 7

K.CC.A.1

### Missing Apples

Count by 1's. Cut and paste the missing apples.

1 2 4 5 7 8 9

K.CC.A.1

### Number Puzzle 1 - 5

Cut and paste the number puzzle in order from 1 to 5.

1 2 3 4 5

K.CC.B.4c

### Back to School Shopping

Color the coins you need to buy the school item in the!

Number 1 One

Number 2 Two

Number 3 Three

Number 4 Four

Number 5 Five

Number 6 Six

Number 7 Seven

Number 8 Eight

Number 9 Nine

Number 10 Ten

### Number Words

Cut and glue the numbers to the matching number word.

Three Six One

Number 2 Trace numeral 2 and the number word 2.

Number 3 Trace numeral 3 and the number word 3.

Number 4 Trace numeral 4 and the number word 4.

Number 5 Trace numeral 5 and the number word 5.

Number 6 Trace numeral 6 and the number word 6.

Number 7 Trace numeral 7 and the number word 7.

Number 8 Trace numeral 8 and the number word 8.

Number 9 Trace numeral 9 and the number word 9.

Number 10 Trace numeral 10 and the number word 10.

### Number Puzzle

Cut and paste the number puzzle in order from 1 to 10.

1 2 3 4 5 6 7 8 9 10

K.CC.B.4c

### School Number C

Cut and paste the teen numbers in.

16 11 18 12 13 17 15 19

K.CC.B.4c

### School Blocks

Count the base ten blocks and color the correct answer.


11 18 14 17 10 15 12 20 16 10 15 11 13 17 12 19 13 15 18 12 20

K.CC.B.4c



# BACK TO SCHOOL MATH WORKSHEETS

## BACK TO SCHOOL MATH WORKSHEETS KINDERGARTEN



By United Teaching

Number 7 Seven

School Count

Number Order

School Number Order

Back to School Patterns

Back to School Units

### School Count

Count the school items and color the correct answer.

4 5 3    2 3 4    3 1 2

### School Supplies Count and Match

Count the school supplies. Cut and paste the matching number.

My School Supplies

Using the counters below, children create an addition sentence using the addition mats. Two children work together. They count the school supplies and write the numbers up to 10. Then, they can glue the counters. Then, they can glue the equation.

### My School Supplies

1 2 3 4 5

### School Supplies

4 5 6 7 8 9 10

### Making 10

Count the apples. How many more do you need to make 10? Write the addition fact.

5 +  = 10

### Back to School Number Bonds

Write the missing number to make 5.

5 2    5 5    10 8    10 2

### Color by Addition

Add the numbers and color using the matching number.

### Color by Subtraction

7-2    8-3    4-2    6-4    3-0    4-3

### Back to School Units

Write how many units each object is.

3 units    1 unit

### Time for School

Cut and paste the digital time to the matching clock.

11:00    7:00    10:00    2:00

### How We Get To School

Cut and sort the transport type for getting to school. Answer the question.

Most people:

☐ Catch a bus to school. ☐ Ride a bicycle to school. ☐ Go by car to school. ☐ Walk to school.

### Shape Match

Match the shapes. Cut and paste.

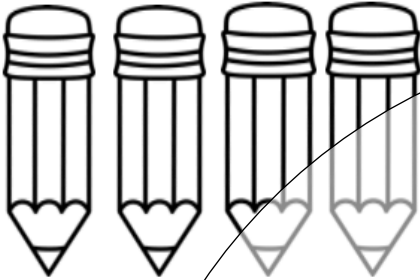
### Back to School Patterns

Cut and paste to complete the ABAB patterns.


United Teaching

# School Count

Count the school items and color the correct answer.




4 5 3



2 3 4




3 1 2



2 1 3




# Preview



4 3 5



3



5 4 3



3 4 5



# Ten Frame Comparison


Color the apple with the greater ten frame.

Preview



# Number Order

Cut and paste the numbers  
in order from 1 to 10.



Preview

6

10

2

5

8

3

4

9

7

1




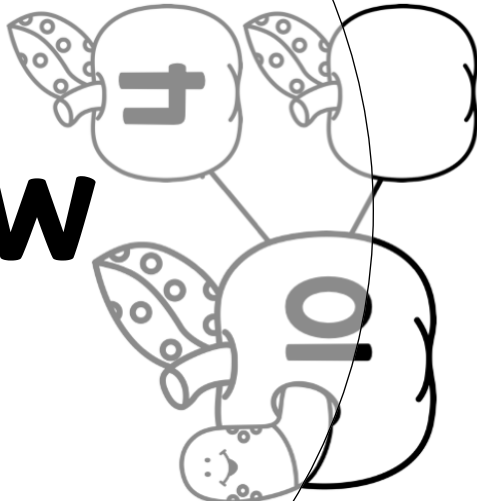

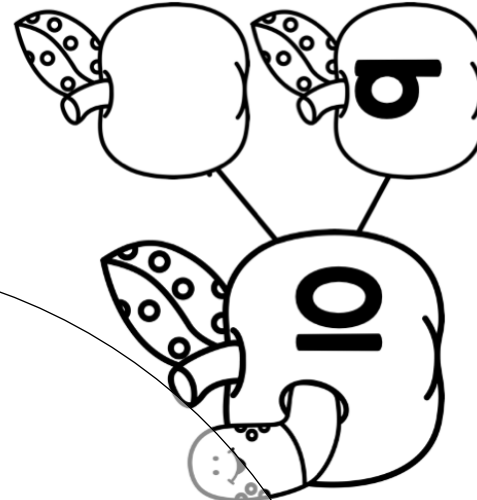


Name: \_\_\_\_\_




# Back to School Number Bonds

Write the missing number to make 10.

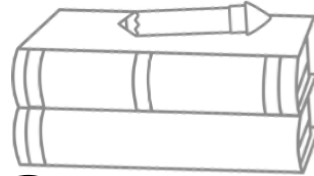

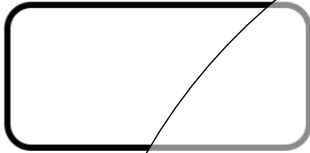
Preview

Name: \_\_\_\_\_

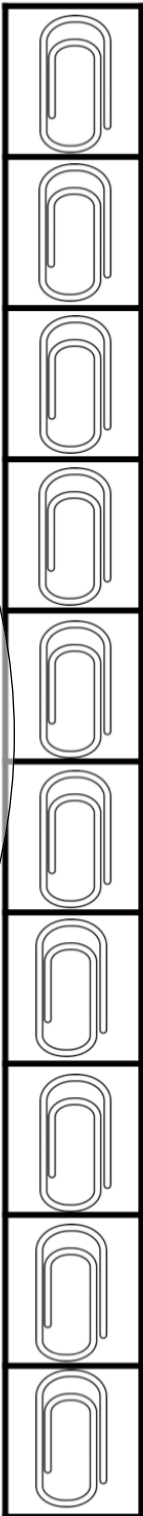
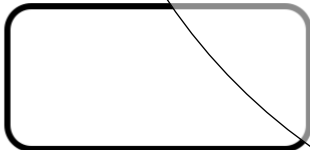


# School Measurements

Cut out the paperclip ruler. Measure the school objects and record your answer.




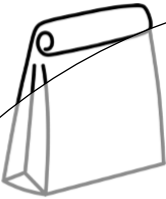

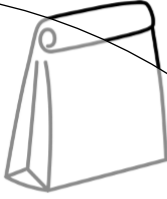

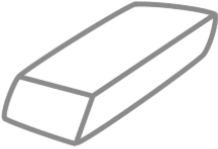

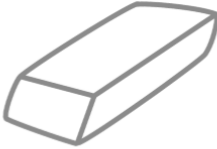










Preview



Name: \_\_\_\_\_

# Back to School Patterns

Cut and paste to complete the ABAB patterns.

© United Teaching 2016

