

# SUMMER

# LITERACY WORKSHEETS



## Label the Beach Scene

Use the words in the box to label the picture.


shell palm tree  
bucket sun




Name: \_\_\_\_\_

## The Letter A

Practice handwriting the letter a. Cut and paste the letter a pictures into the boxes.




K.L.D.  
© 2015



Name: \_\_\_\_\_


## Middle Sounds

Trace the middle letter. Trace and finish the word.




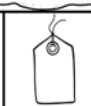
## Stamp & Write

Write the word to match the picture. Blend and complete the word.



## Summer CVC Words

Say the name of the picture. Write the word to match the word family.



## Color by Sight Word



# KINDERGARTEN

# By United Teaching



# THANK YOU FOR YOUR DOWNLOAD

Thanks for downloading this product! I hope it meets your needs and your children enjoy doing the activities. If you have any questions or suggestions please do not hesitate to contact me.

## FIND ME



UnitedTeaching.com



*Basia* 

[info@unitedteaching.com](mailto:info@unitedteaching.com)

## TERMS OF USE

Copyright ©2015 United Teaching -  
All rights reserved.

The purchase of a product entitles the purchaser the right to use the product for personal and single classroom purposes only.






Posting the product in whole or in part on the Internet in any form is strictly prohibited and is a violation of the Digital Millennium Copyright Act (DMCA).

## CLIPART AND FONTS

Clip art: Whimsy Clips, Educlips, Creative Clips, Graphics from the Pond, Scrappin Doodles, Pink Cat Studio, RamonaM Graphics, Ross's Jungle Teacher's Scrapbook, Zip-a-Dee Doo-Dah, The Cher Room, Ashley Hughes, The Painted Crow, Dancing Crayon Designs, Creating4theClassroom.

Fonts: Kimberly Geswein Fonts

## KINDERGARTEN SEASONAL BUNDLE



**350+**  
No Prep  
Pages



**By United Teaching**



# SUMMER LITERACY WORKSHEETS



**KINDERGARTEN**  
By United Teaching



## The Letter A

Practice handwriting the letter a. Cut and paste the letter a pictures into the boxes.

## The Letter B

Practice handwriting the letter b. Cut and paste the letter b pictures into the boxes.

## The Letter C

Practice handwriting the letter c. Cut and paste the letter c pictures into the boxes.

## The Letter E

Practice handwriting the letter e. Cut and paste the letter e pictures into the boxes.

## The Letter D

Practice handwriting the letter d. Cut and paste the letter d pictures into the boxes.

## The Letter G

Practice handwriting the letter g. Cut and paste the letter g pictures into the boxes.

## The Letter F

Practice handwriting the letter f. Cut and paste the letter f pictures into the boxes.

## The Letter I

Practice handwriting the letter i. Cut and paste the letter i pictures into the boxes.

## The Letter H

Practice handwriting the letter h. Cut and paste the letter h pictures into the boxes.

## The Letter K

Practice handwriting the letter k. Cut and paste the letter k pictures into the boxes.

## The Letter N

Practice handwriting the letter n. Cut and paste the letter n pictures into the boxes.

## The Letter J

Practice handwriting the letter j. Cut and paste the letter j pictures into the boxes.

## The Letter L

Practice handwriting the letter l. Cut and paste the letter l pictures into the boxes.

## The Letter M

Practice handwriting the letter m. Cut and paste the letter m pictures into the boxes.

## The Letter P

Practice handwriting the letter p. Cut and paste the letter p pictures into the boxes.

## The Letter O

Practice handwriting the letter o. Cut and paste the letter o pictures into the boxes.

## The Letter Q

Practice handwriting the letter q. Cut and paste the letter q pictures into the boxes.

## The Letter T

Practice handwriting the letter t. Cut and paste the letter t pictures into the boxes.

## The Letter S

Practice handwriting the letter s. Cut and paste the letter s pictures into the boxes.

## The Letter R

Practice handwriting the letter r. Cut and paste the letter r pictures into the boxes.

## The Letter U

Practice handwriting the letter u. Cut and paste the letter u pictures into the boxes.

## The Letter V

Practice handwriting the letter v. Cut and paste the letter v pictures into the boxes.

## The Letter W

Practice handwriting the letter w. Cut and paste the letter w pictures into the boxes.

## The Letter X

Practice handwriting the letter x. Cut and paste the letter x pictures into the boxes.





# SUMMER LITERACY WORKSHEETS



KINDERGARTEN  
By United Teaching



RF.K.1.D Name: \_\_\_\_\_

## The Letter Y

Practice handwriting the letter y. Cut and paste the letter y pictures into the boxes.

RF.K.1.D Name: \_\_\_\_\_

## The Letter Z

Practice handwriting the letter z. Cut and paste the letter z pictures into the boxes.

RF.K.2.D Name: \_\_\_\_\_

## Beginning Sounds

Color the beginning letter. Trace and finish the word.

RF.K.2.D Name: \_\_\_\_\_

## Middle Sounds

Color the middle letter. Trace and finish the word.

RF.K.2.D Name: \_\_\_\_\_

## Ending Sounds

Color the ending letter. Trace and finish the word.

RF.K.2.D Name: \_\_\_\_\_

## Label and Sort Short a Family Words

Label the short a words. Write the words in the matching columns.

RF.K.2.C Name: \_\_\_\_\_

## Summer CVC Words

Say the name of the picture. Write the word to match the word family.

RF.K.2.C Name: \_\_\_\_\_

## Summer CVC Words

Say the name of the picture. Write the word to match the word family.

RF.K.2.C Name: \_\_\_\_\_

## Summer CVC Words

Say the name of the picture. Write the word to match the word family.

RF.K.2.D Name: \_\_\_\_\_

## Label and Sort Short e Family Words

Label the short e words. Write the words in the matching columns.

RF.K.2.C Name: \_\_\_\_\_

## Summer CVC Words

Say the name of the picture. Write the word to match the word family.

RF.K.2.C Name: \_\_\_\_\_

## Summer CVC Words

Say the name of the picture. Write the word to match the word family.

RF.K.2.C Name: \_\_\_\_\_

## Summer CVC Words

Say the name of the picture. Write the word to match the word family.

RF.K.2.D Name: \_\_\_\_\_

## Label and Sort Short o Family Words

Label the short o words. Write the words in the matching columns.

RF.K.2.C Name: \_\_\_\_\_

## Summer CVC Words

Say the name of the picture. Write the word to match the word family.

RF.K.2.C Name: \_\_\_\_\_

## Summer CVC Words

Say the name of the picture. Write the word to match the word family.

RF.K.2.C Name: \_\_\_\_\_

## Summer CVC Words

Say the name of the picture. Write the word to match the word family.

RF.K.2.D Name: \_\_\_\_\_

## Label and Sort Short u Family Words

Label the short u words. Write the words in the matching columns.

RF.K.2.C Name: \_\_\_\_\_

## Summer CVC Words

Say the name of the picture. Write the word to match the word family.

RF.K.2.C Name: \_\_\_\_\_

## Summer CVC Words

Say the name of the picture. Write the word to match the word family.

RF.K.2.C Name: \_\_\_\_\_

## Summer CVC Words

Say the name of the picture. Write the word to match the word family.



# SUMMER LITERACY WORKSHEETS

**KINDERGARTEN**  
By United Teaching

Label the Beach Scene  
The Letter A  
Middle Sounds  
R Blends Stamp & Write  
Summer CVC Words  
Color by Sight Word

Name: \_\_\_\_\_

## R Blends

Stamp the correct blend and complete the word.

Name: \_\_\_\_\_

### Stamp a Digraph

Stamp or color the matching digraph.

sh	th	ch

Name: \_\_\_\_\_

### Digraphs

Color the matching digraph. Trace the word.

th	wh

Name: \_\_\_\_\_

### Digraph Say and Write

Write the missing digraph sound.

Say	Box it	Say	Box it
	ark		orn

Name: \_\_\_\_\_

### Sandcastles

Name: \_\_\_\_\_

### Sprinkler

Name: \_\_\_\_\_

### Label the Camping

Use the words in the box to label the picture.

child	campfire
tree	tent

Name: \_\_\_\_\_

### Lifeguards

Name: \_\_\_\_\_

### Label the Picnic Scene

Use the words in the box to label the picture.

basket	apple
ant	drink

Name: \_\_\_\_\_

### Label the Beach Scene

Use the words in the box to label the picture.

surfboard	shell	palm tree
seagull	bucket	sun

Name: \_\_\_\_\_

### Sunglasses

Name: \_\_\_\_\_

### Label and Complete the Sentence

Use the words in the box to label the picture.

girls	pool	ball
-------	------	------

Name: \_\_\_\_\_

### Color by Sight Word

like, am, like, am, that, that

Name: \_\_\_\_\_

### Color by Sight

with, with, what, saw, saw, are

Name: \_\_\_\_\_

### Color by Sight Word

have, be, have, must, be, must, get, have, get

Name: \_\_\_\_\_

### Color by Sight Word

our, our, came, now, now, but, but, want, want, but, but




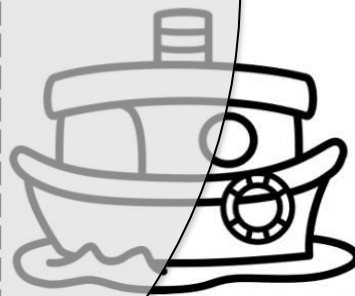

Name: \_\_\_\_\_

# The Letter B

Practice handwriting the letter b. Cut and paste the letter b pictures into the boxes.



# Preview

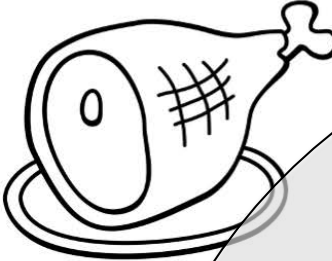


Name: \_\_\_\_\_



# Ending Sounds

Color the ending letter. Trace and finish the word.




j

m

t

ha




n

l

b

we




n

d

c



fi



r

p

cu



m

s

r

bu




a

s

t

do



g

c

w

do



s

d

k

po







# Summer CVC Words

Say the name of the picture.

Write the word to match the word family.




-ig



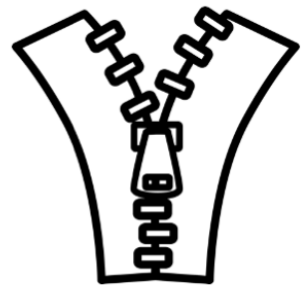

p i g



-in



-ip



# Sandcastles



Preview

© United Teaching 2015

Write it.



We sandcastles. build like



# Color by Sight Word

**but****now****want****our**