

THANK YOU

for your purchase!

Thanks for downloading this product! I hope it meets your needs, and your children enjoy doing the activities. If you have any questions or suggestions, please do not hesitate to contact me.

Follow me for more classroom tips and resources!



UnitedTeaching.com

info@unitedteaching.com

LET'S CONNECT:



TERMS OF USE

By purchasing this product, you, the purchaser, are granted the right to reproduce pages for ONE classroom only. Duplication for more than one classroom or teacher is strictly forbidden. Doing so is a violation of the Digital Millennium Copyright Act (DMCA). This resource may not be uploaded or distributed online for free (even if it is a free resource) – on a district or outside site. Thank you for respecting my work!

You may:



Use items for your own personal use



Make copies for your own classroom or your own student's families

You may not:



Claim this work as your own, alter the files in any way, or remove the copyright



Repackage, sell, share or giveaway this product to others as a download or copy.

Number Words Spinner Games


Math Center Instructions

Instructions: There are three versions of this activity provided. To use the spinner you will need a paperclip and pencil or a plastic arrow spinner.

1. **Single Player:** Students spin a number word and cover / color the matching numeral. A colorful and blackline version of the activity is provided. The colorful version can be laminated for durability and used with counters.
2. **Partner Game:** Students take turns spinning a number word. First player to cover or color their side of the mat wins the game. Laminate the color version and use it in math centers with counters.
3. **Small Group:** Included are four mats, a standalone spinner, and instructions for the math center. Print and laminate the game instructions, spinner, and game mats. Students take turns to spin a number word on the spinner and cover a matching numeral on their mat. First player to cover all their bubbles wins the game.

Number Words





Spin a number word. Cover the matching numeral.
Game ends when all bubbles are covered.



Number Words

Spin a number word. Color the matching numeral.

Game ends when all bubbles are colored.



Number Words

Spin a number word. Cover the matching numeral on a board.
First player to cover all numbers on their board wins the game.

Player 1**Player 2**

The game board consists of a central spinner and a grid of 25 light blue circles, each containing a numeral from 1 to 5. The spinner is divided into five sections with the following words: 'four' (top-left), 'one' (top-right), 'three' (bottom-right), 'two' (bottom), and 'five' (bottom-left). A cartoon girl with pigtails is spinning the wheel. The numerals on the board are arranged as follows:

2	4	5	5	4	2
5	1	3	3	1	5
4	2	2	2	5	5
3	4	5	3	4	4
2	5	2	2	2	2
4	1	1	1	1	5

Number Words

Spin a number word. Color the matching numeral on a board.
First player to color all numbers on their board wins the game.

Player 1

Player 2

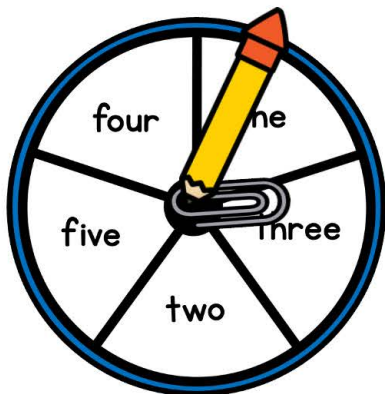
four one
five three
two

2 4 5 5 4 2
5 1 3 3 1 5
4 2 2 5 4
3 5 3 4
4 2 1 2 5

Number Words

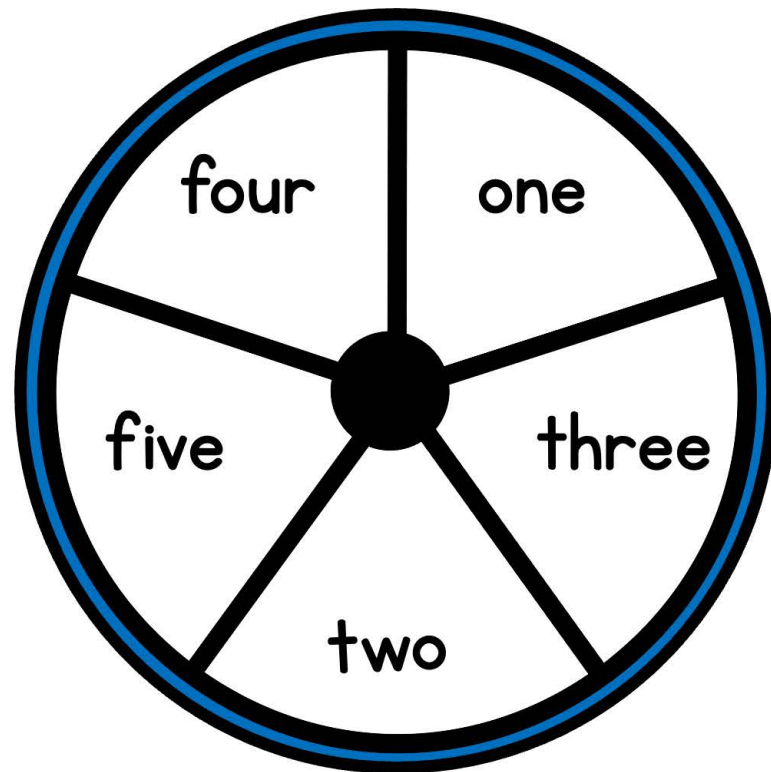

1

Spin a number word on the spinner.



2

Cover the matching number on the playing board. First player to cover all their numbers wins the game.



1-5

Number Words

A cartoon boy with dark skin and curly hair, wearing a blue shirt, is holding a magnifying glass over his face. He is looking at a collection of 15 light blue circles, each containing a black number. The numbers are arranged in a grid-like pattern: Row 1: 2, 1, 5; Row 2: 4, 3; Row 3: 5, 4, 3; Row 4: 3, 1, 4; Row 5: 4, 2, 4; Row 6: 5, 4; Row 7: 1, 3.


1-5

Number Words

A cartoon girl with light skin and black pigtails, wearing a pink shirt, is holding a magnifying glass over her face. She is looking at a collection of 15 light blue circles, each containing a black number. The numbers are arranged in a grid-like pattern: Row 1: 5, 3, 2; Row 2: 1, 4, 3; Row 3: 3, 2, 5, 3; Row 4: 4, 2, 4; Row 5: 2, 1, 4; Row 6: 4, 3, 4.

I-5


Number Words



A boy with dark skin and curly hair is blowing a large blue bubble. Inside the bubble, the numbers 1, 2, 3, 4, and 5 are visible. Surrounding the bubble are 18 light blue circles, each containing a number from 1 to 5. The numbers are arranged as follows: Row 1: 5, 1, 2; Row 2: 3, 4, 3; Row 3: 2, 5; Row 4: 5, 4, 4; Row 5: 4, 2; Row 6: 1, 5; Row 7: 3.

I-5

Number Words



A girl with dark skin and pigtails is blowing a large blue bubble. Inside the bubble, the numbers 1, 2, 3, 4, and 5 are visible. Surrounding the bubble are 18 light blue circles, each containing a number from 1 to 5. The numbers are arranged as follows: Row 1: 2, 5, 5; Row 2: 4, 3, 1, 3; Row 3: 5, 2, 4; Row 4: 3, 1; Row 5: 2; Row 6: 5, 3.