

# SPRING

# LITERACY WORKSHEETS



Name: \_\_\_\_\_

### Spring Punctuation

Cut and paste the correct punctuation to complete the sentence.

1. Can you see the butterflies
2. It's a sunny day
3. I like to help in the garden
4. Have you got an umbrella
5. Flying a kite is fun
6. Do you see the tiny bug

Write a statement.

Write a question.

Name: \_\_\_\_\_

### Compound Words Match

Look at the pictures below.  
Use the words in the bug jars to write a compound word.

fire	house
dog	bowl
mail	man
pan	box
foot	cakes
fish	ball

Nouns

1	4
2	5
3	6
7	

Name: \_\_\_\_\_

### Spring L Blends

Color the beginning blend.  
Write the beginning blend to complete the word.

cl bl fl	gl sl pl	sl fl bl
oves	ag	
fi cl gl	cl pl sl	
ide		

Name: \_\_\_\_\_

### Graphs Color & Write

Picture and say the word. Color the bugs using the code. Write the words in the matching columns.

sh	th
1	1
2	2
3	3

Word Box

- shell
- cheese
- thumb
- ship
- thief
- chick
- throne
- cherry
- shark

## 1ST GRADE

By United Teaching



# THANK YOU FOR YOUR DOWNLOAD

Thanks for downloading this product! I hope it meets your needs and your children enjoy doing the activities. If you have any questions or suggestions please do not hesitate to contact me.

## FIND ME



UnitedTeaching.com



*Basia* 

[info@unitedteaching.com](mailto:info@unitedteaching.com)

## TERMS OF USE

Copyright ©2015 United Teaching -  
All rights reserved.

The purchase of a product entitles the purchaser the right to use the product for personal and single classroom purposes only.

Posting the product in whole or in part on the Internet in any form is strictly prohibited and is a violation of the Digital Millennium Copyright Act (DMCA).

## CLIPART AND FONTS

Clip art: Whimsy Clips, Educlips, Creative Clips, Graphics from the Pond, Scrappin Doodles, Pink Cat Studio, RamonaM Graphics, Ross's Jungle Teacher's Scrapbook, Zip-a-Dee Doo-Dah, The Cher Room, Ashley Hughes, The Painted Crow, Dancing Crayon Designs, Creating4theClassroom.

Fonts: Kimberly Geswein Fonts

## SEASONAL BUNDLE FIRST GRADE



295

NO PREP  
ACTIVITIES

By United Teaching





# Spring Literacy 1st Grade Preview

**SPRING LITERACY WORKSHEETS**

**1st Grade** By United Teaching

Name: \_\_\_\_\_

**Spring Order**

Look at the pictures and read the words.  
Write the words in alphabetical order.

a b c d e f g h i j k l m n o

**bee**

**sun**

Name: \_\_\_\_\_

**Short Vowels Review**

Trace the word. Change the vowel in each word. Write the new word to match the picture.

map hug log

Name: \_\_\_\_\_

**Short or Long Vowel**

Look at the picture. Write the missing letters to complete the word.

Name: \_\_\_\_\_

**Short or Long Vowel**

Look at the picture. Write the missing letters to complete the word. Is it e or ea?

Long e

Name: \_\_\_\_\_

**Short or Long Vowel**

Look at the picture. Write the missing letters to complete the word.

Long o

Name: \_\_\_\_\_

**Short or Long Vowel**

Look at the picture. Write the missing letters to complete the word.

Name: \_\_\_\_\_

**Short or Long Vowel**

Look at the picture. Write the missing letters to complete the word.

Long u

Name: \_\_\_\_\_

**Short or Long Vowel**

Look at the picture. Write the missing letters to complete the word.

Name: \_\_\_\_\_

**Blends Color & Write**

Look at the picture and say the word. Color the bugs using the blend code. Write the words in the matching columns.

L blends (red) R blends (yellow) S blends (blue)

Name: \_\_\_\_\_

**Spring L Blends**

Color the beginning blend. Write the beginning blend to complete the word.

Name: \_\_\_\_\_

**Spring R Blends**

Color the beginning r-blend. Write the beginning r-blend to complete the word.

Name: \_\_\_\_\_

**Spring S Blends**

Color the beginning blend. Write the beginning blend to complete the word.

Name: \_\_\_\_\_

**Digraphs Color & Write**

Look at the picture and say the word. Color the digraph code. Write the words in the matching columns.

ch (red) sh (yellow) th (blue)

Name: \_\_\_\_\_

**Ending Digraph**

Color the ending digraph. Write the complete word.

Name: \_\_\_\_\_

**Diphthong Search**

Write the missing letters to complete the word. Write the words in the matching columns.

Name: \_\_\_\_\_

**R-Controlled Vowels**

Color the matching r-controlled vowel. Write the complete word.



# Spring Literacy 1st Grade Preview




**SPRING LITERACY WORKSHEETS**

**1st Grade** By United Teaching

RF.1.3.C Name: \_\_\_\_\_

**R-Controlled Vowels Sound & Write**





Look at the picture and say the word.  
Sound it out and circle the sounds. Write the word.

Say	Sound it Out	Write
	er	_____
	ad	_____
	ir	_____

RF.1.3.C Name: \_\_\_\_\_

**R-Controlled Vowels Sound & Write**






Look at the picture and say the word.  
Sound it out and circle the sounds. Write the word.

Say	Sound it Out	Write
	cm	_____
	fo	_____
	hl	_____
	if	_____

L.1.1.B Name: \_\_\_\_\_

**Common Nouns Color & Write**

Color the pictures by type of noun.  
Write the words in the matching columns.

Person	Place	Thing
		
cake	books	_____
		_____

L.1.1.C Name: \_\_\_\_\_

**Singular and Plural Noun**




Label the picture by writing the singular and plural noun.  
Write the words in the matching column.

Singular	Plural
sun	girls
birds	flowers
boy	hose

L.1.1.E Name: \_\_\_\_\_

**Spring Action**

Look at the picture. Read the action words (verbs).  
Read the sentences and write the missing action word.

\_\_\_\_\_

L.1.2.B Name: \_\_\_\_\_

**Spring Punctuation**

Cut and paste the correct punctuation to complete the sentence.

1. Can you see the butterflies \_\_\_\_\_



2. It's a sunny day \_\_\_\_\_

3. I like to help in \_\_\_\_\_

RF.1.3 Name: \_\_\_\_\_

**Compound Words Match**

Look at the pictures below.  
Use the words in the bug jars to write a compound word.

Name: \_\_\_\_\_

**Colorful Sight Words**

Roll a die. Read and trace each sight word by color in the matching row.

die	word
1	the
2	up
3	hi
4	as
5	tho
6	liv

Name: \_\_\_\_\_

**Colorful Sight Words**

Roll a die. Read and trace each sight word by color in the matching row.


die	word
1	from
2	of
3	walk
4	giving
5	once
6	wh

L.1.4.A Name: \_\_\_\_\_

**Label & Complete the Sentence**

Use the words in the box to label the picture.

pot flower fork gro



Complete the sentences.

The \_\_\_\_\_ is digging in the \_\_\_\_\_

her garden \_\_\_\_\_. She is planti


that has been growing in a \_\_\_\_\_

L.1.4.A Name: \_\_\_\_\_

**Label & Complete the Sentence**

Use the words in the box to label the picture.

boy magnifying glass stump bug jar



Complete the sentences.

The \_\_\_\_\_ found \_\_\_\_\_

\_\_\_\_\_ He is s \_\_\_\_\_

after he looks at it with his \_\_\_\_\_





# Ending Digraphs

Color the ending digraph. Write the complete word.




sh

th

ch

fi



th

sh

ch

mo



ch

th

sh

pea



sh

ch

th

tor



th

sh

ch

too



sh

th

ch



ch

sh

th

bu



sh

ch

th

bru



---

# Spring Order

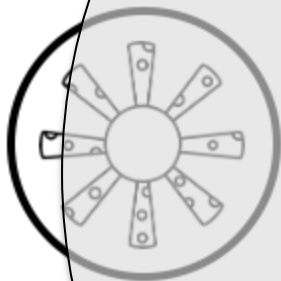
Look at the pictures and read the words.

Write the words in alphabetical order.

a b c d e f g h i j k l m n o p q r s t u v w x y z



bee



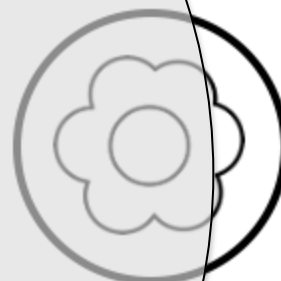
sun



**rabbit**



pot



flower



# hose








**insect**

# Preview

# R-Controlled Vowels Sound & Write

Look at the picture and say the word.  
Sound it out and circle the sounds. Write the word.

Say	Sound it Out					Write	
	c	m	a	e	r	t	<hr/> <hr/>
	p	j	i	a	h	r	<hr/> <hr/>
	h	l	ir	ar	b	p	<hr/> <hr/>
	t	b	ar	or	f	k	<hr/> <hr/>
	b	s	er	ar	s	n	<hr/> <hr/>

Preview



# Compound Words Match

Look at the pictures below.

Use the words in the bug jars to write a compound word.

fire  
dog  
mail  
pan  
foot  
fish

house  
bowl  
man  
box  
cakes  
ball

# Preview

© United Teaching 2015



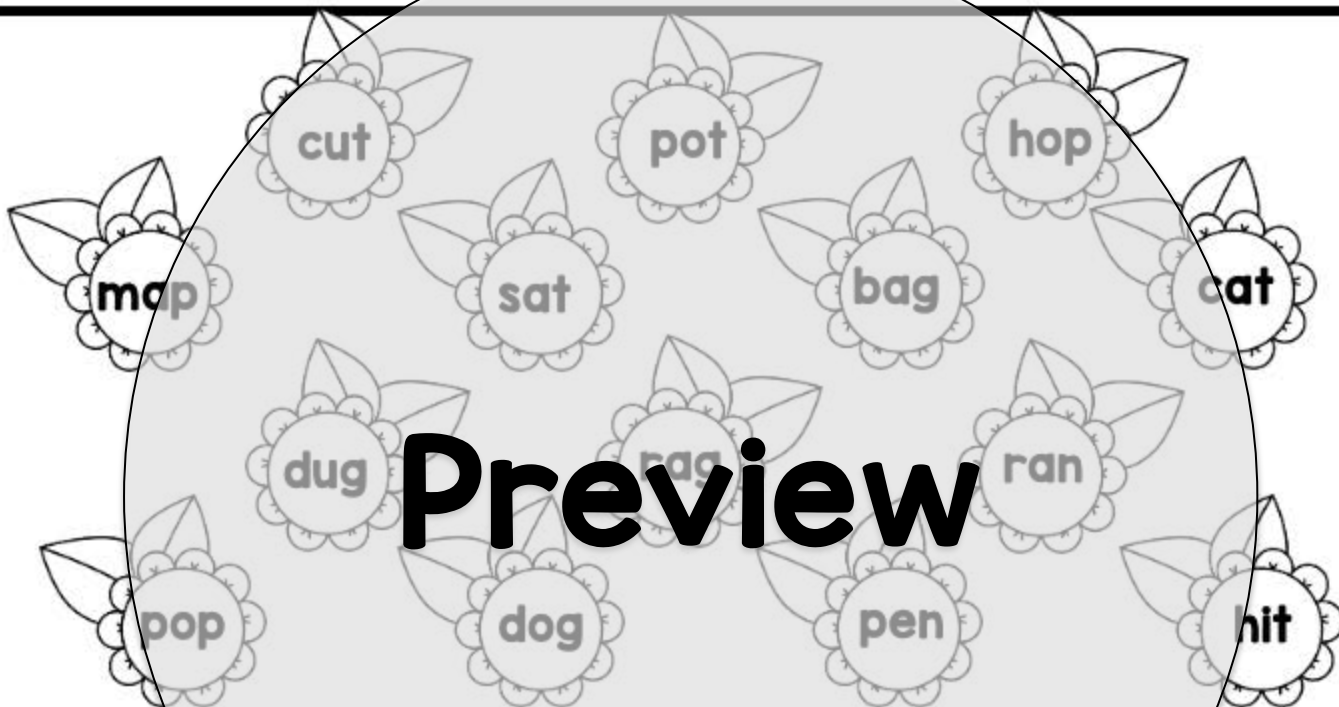
# Nouns and Verbs

Read the words. Color the words using the code.  
Write the words in the matching columns.

**Nouns**



**Verbs**



**Nouns**

**Verbs**

1 _____	4 _____
2 _____	5 _____
3 _____	6 _____

1 _____	4 _____
2 _____	5 _____
3 _____	6 _____
7 _____	

