


# SPRING

# LITERACY WORKSHEETS



2.D Name: \_\_\_\_\_

### VC Sound and Write

Look at the picture and say the word.  
Cut out and color the flower with the  
same sound. Write the word.

#### Sound it Out

r	h	a	e	m	f
m	f	e	a	d	p
s	c	a	o	n	t
b	t	a	i	g	j
c	h	o	a	b	i

RF.K.1.D Name: \_\_\_\_\_

### Missing Bugs

Fill in the missing alphabet letters.

A B C  E

G H  J

L M N

P Q  S

U V  X

Z

Name: \_\_\_\_\_

### Missing Letters

Using letter. Use the alphabet sequence to help you.

g h i j k l m n o p q r s t u v w x y z

c	J	k
q	d	f
u	l	m
g		i
t	x	y

Name: \_\_\_\_\_

### Spring Digraph

Color the flower with the correct digraph.

ch	
sh	
th	
ch	
sh	
th	

RF.K.3.C Name: \_\_\_\_\_

### Spring Sentences

Read the sentence and write the missing sight word.

big little need looking

1. I caught a \_\_\_\_\_ bug.

2. I'm \_\_\_\_\_ for worms.

3. This is a very \_\_\_\_\_ flower.

\_\_\_\_\_ water.

Name: \_\_\_\_\_

### Digraphs

Color the matching digraph.  
Trace and finish the word.

th	wh
ch	sh
wh	th
umb	istle
th	ch
ch	sh
wh	sh
sh	ch
ch	

# KINDERGARTEN

## By United Teaching



# THANK YOU FOR YOUR DOWNLOAD

Thanks for downloading this product! I hope it meets your needs and your children enjoy doing the activities. If you have any questions or suggestions please do not hesitate to contact me.

## FIND ME



UnitedTeaching.com



*Basia* 

[info@unitedteaching.com](mailto:info@unitedteaching.com)

## TERMS OF USE

Copyright ©2015 United Teaching - All rights reserved.

The purchase of a product entitles the purchaser the right to use the product for personal and single classroom purposes only.

Posting the product in whole or in part on the Internet in any form is strictly prohibited and is a violation of the Digital Millennium Copyright Act (DMCA).

## CLIPART AND FONTS

Clip art: Whimsy Clips, Educlips, Creative Clips, Graphics from the Pond, Scrappin Doodles, Pink Cat Studio, RamonaM Graphics, Ross's Jungle Teacher's Scrapbook, Zip-a-Dee Doo-Dah, The Cher Room, Ashley Hughes, The Painted Crow, Dancing Crayon Designs, Creating4theClassroom.

Fonts: Kimberly Geswein Fonts

## KINDERGARTEN SEASONAL BUNDLE



**350+**  
No Prep  
Pages



**By United Teaching**

# LIST OF ACTIVITIES

## **Alphabet Letters**

- Missing Bugs
- Missing Letters

## **Syllables & CVC Words**

- Spring Syllables
- Flowery Sounds (Initial Consonants)
- Buggy Sounds (Final Consonants)
- Middle Sounds (Vowels)
- Spring into CVC Words
- CVC Sound and Write (5 pages)

## **Rhyming Words**

- Rhyming Bugs

## **Blends**

- Blending Bugs (L Blends)
- Blending Bugs (R Blends)
- Blending Bugs (S Blends)
- Stamp a Blend
- Spin & Color by Blend



# LIST OF ACTIVITIES

## **Digraphs**

- Spring Digraphs
- Digraphs (Stamp and Write)
- Spin & Color by Digraph

## **Long Vowels**

- Color by Long Vowel (2 pages)

## **Sentences**

- Spring Sentences
- Flying Kites (Scrambled Sentence)
- Bug Hunt (Scrambled Sentence)
- Butterflies (Scrambled Sentence)

## **Sight Words**

- Colorful Sight Words (3 pages)

## **Picture Labeling**

- Watering Plants
- Bug Hunter

## **Fun Stuff**

- Spring Word Search

# SPRING LITERACY WORKSHEETS

## KINDERGARTEN

**CVC Sound and Write**  
 Say Sound it Out Write  
 r h a e m i t  
 m f a e d p  
 s c a o n t  
 b t a i g j  
 c h o a b k

**Missing Bugs**  
 Fill in the missing alphabet letters.  
 A B C  
 G H J  
 L M N  
 P Q R  
 U V X  
 Y Z

**Missing Letters**  
 Write the missing letter. Use the alphabet sequence to help you.  
 a b c d e f g h i j k l m n o p q r s t u v w x y z

**Spring Digraphs**  
 Read the sentence and write the missing digraph.  
 1. I caught a \_\_\_\_\_ bug.  
 2. I'm \_\_\_\_\_ for worms.  
 3. This is a very \_\_\_\_\_ flower.  
 4. Plants \_\_\_\_\_ water.

**Spring Sentences**  
 Read the sentence and write the missing digraph.  
 1. I caught a \_\_\_\_\_ bug.  
 2. I'm \_\_\_\_\_ for worms.  
 3. This is a very \_\_\_\_\_ flower.  
 4. Plants \_\_\_\_\_ water.

**Digraphs**  
 Cut and paste the matching digraph.  
 sh ch ai oi ck

RF.K.1.D Name: \_\_\_\_\_

### Missing Bugs

Fill in the missing alphabet letters.

RF.K.1.D

A B C G H

Missing Letters

Write the missing letter. Use the alphabet sequence to help you.

a b c d e f g h i j k l m n o p q r s t u v w x y z

RF.K.2.D Name: \_\_\_\_\_

### Buggy Sounds

Color the bug jar with the correct ending sound.

f n l

h + e

RF.K.2.D

Middle Sounds

Look at the picture and say the word. Color the middle sound.

o u o

RF.K.2.D Name: \_\_\_\_\_

### CVC Sound and Write

Look at the picture and say the word. Sound it out and color the flower with the matching sound. Write the word.

Short a

Say Sound it Out Write

RF.K.2.D Name: \_\_\_\_\_

### Spring into CVC Words

Read the CVC Words. Cut and paste the matching word.

RF.K.2.D Name: \_\_\_\_\_

### CVC Sound and Write

Look at the picture and say the word. Sound it out and color the flower with the matching sound. Write the word.

Short i

Say Sound it Out Write

RF.K.2.D Name: \_\_\_\_\_

### CVC Sound and Write

Look at the picture and say the word. Sound it out and color the flower with the matching sound. Write the word.

Short o

Say Sound it Out Write

RF.K.2.D Name: \_\_\_\_\_

### CVC Sound and Write

Look at the picture and say the word. Sound it out and color the flower with the matching sound. Write the word.

Short u

Say Sound it Out Write

RF.1.2.B Name: \_\_\_\_\_

### Blending Bugs

Cut and paste the bugs to match the bug jar blends.

R blends

br dr pr

RF.K.2.A Name: \_\_\_\_\_

### Rhyming Bugs

Match the rhyming bugs. Color the two rhyming bugs using the same color.

upr ubt

RF.1.2.B Name: \_\_\_\_\_

### Blending

Cut and paste the bugs to match the bug jar blends.

fl

RF.1.2.B Name: \_\_\_\_\_

### Blending Bugs

Cut and paste the bugs to match the bug jar blends.

sn sp

RF.1.2.B Name: \_\_\_\_\_

### Stamp a Blend

Look at the picture and say the word. Stamp or color the matching blend.

sm cl fr sn pl dr bl tr pl gr sk bl sm fr dr si fl st sn

RF.1.2.B Name: \_\_\_\_\_

### Spin & Color by Blend

Spin and color the by blend.

blue

S blend L blend R blend

United Teaching

# SPRING LITERACY WORKSHEETS

## KINDERGARTEN

**CVC Sound and Write**

Say Sound it Out Write

r h a e m i t

m f e a d p

s c a o n t

b t a i g j

c h o a b k

**Missing Bugs**

Fill in the missing letters.

A B C D E F G H I J K L M N O P Q R S T U V W X Y Z

**Missing Letters**

Fill in the missing letters.

A B C D E F G H I J K L M N O P Q R S T U V W X Y Z

**Spring Digraphs**

Read the sentence and write the missing sight word.

1. I caught a \_\_\_\_\_ bug.

2. I'm \_\_\_\_\_ for worms.

3. This is a very \_\_\_\_\_ flower.

4. Plants \_\_\_\_\_ water.

**Spring Sentences**

big little need looking

**Digraphs**

Color by matching digraph.

ch sh

By United Teaching

RF.K.2.B Name: \_\_\_\_\_

### Spring Syllables

Count the syllables in each word.

Color the number of circles RF.K.2.D

Name: \_\_\_\_\_

### Flowery Sounds

Color the flower with the correct beginning sound.

n w b

RF.1.3.A Name: \_\_\_\_\_

### Spring Digraphs

Color the flower with the correct digraph sound.

ch sh

RF.1.3.A Name: \_\_\_\_\_

### Digraphs

Color the matching digraph. Trace and finish the word.

th ch wh sh th

RF.1.3.A Name: \_\_\_\_\_

### Spin & Color by Digraph

Spin and color digraph.

sh ch

RF.K.3.B Name: \_\_\_\_\_

### Color by Long Vowel

Color the pictures by the long vowel code.

Long e Long i

RF.K.1 LK.1.F Name: \_\_\_\_\_

### Flying Kites

K.3.B Name: \_\_\_\_\_

### Color by Long Vowel

Color the pictures by the long vowel code.

Long e Long i

RF.K.3.C Name: \_\_\_\_\_

### Spring Sentences

Read the sentence and write the missing sight word.

big little need looking

a \_\_\_\_\_ bug.

RF.K.1 LK.1.F Name: \_\_\_\_\_

### Bug Hunt

RF.K.1 LK.1.F Name: \_\_\_\_\_

### Butterflies

RF.K.3.C Name: \_\_\_\_\_

### Watering Plants

Use the words in the box to label the picture.

flowerpot flower bug water

LK.6 Name: \_\_\_\_\_

### Spring Word Search

h i b i r d e b

o t u w x j f u

y q t

r d t

b e e

u h r

r e f

p m l

a f y

bee bird chick egg

RF.K.3.C Name: \_\_\_\_\_

### Colorful Sight Words

Roll a die. Read and trace each sight word by color in the matching row.

•	not	one
•	see	the
•	we	where
•	all	am
•	black	brown
•	eat	four

RF.K.3.C Name: \_\_\_\_\_

### Colorful Sight Words

Roll a die. Read and trace each sight word by color in the matching row.




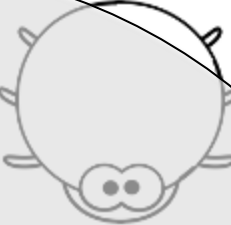

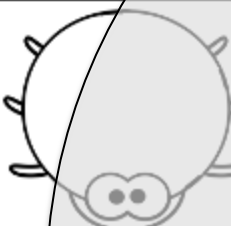



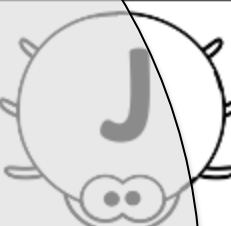
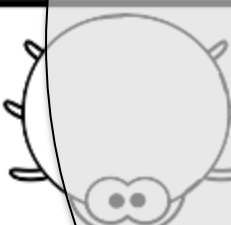




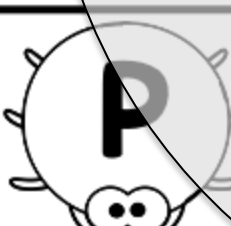









•	must	new	no	under
•	out	please	pro	te
•	say	she		
•	ride	saw		
•	that	there	th	
•	want	was	well	what




# Missing Bugs

Fill in the missing alphabet letters.

A B C D E F G H I J K L M N O P Q R S T U V W X Y Z

Preview





# Missing Letters

Write the missing letter. Use the alphabet sequence to help you.

a b c d e f g h i j k l m n o p q r s t u v w x y z

Preview










# CVC Sound and Write

Look at the picture and say the word.  
Sound it out and color the flower with the matching sound. Write the word.

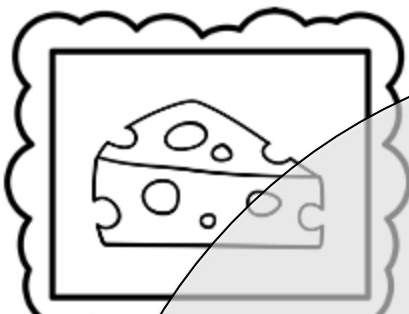


Say	Sound it Out					Write	
	r	h	a	e	m	t	<div></div> <div></div> <div></div>
	m	e	a	t	n		<div></div> <div></div> <div></div>
	s	c	a	o	n	t	<div></div> <div></div> <div></div>
	b	t	a	i	g	j	<div></div> <div></div> <div></div>
	c	h	o	a	b	k	<div></div> <div></div> <div></div>

Preview

# Spring Digraphs

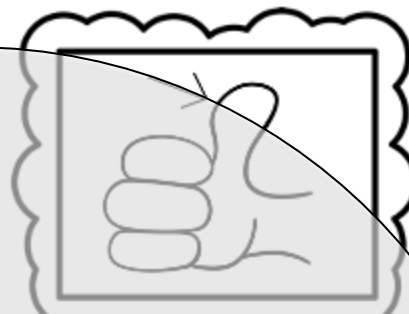
Color the flower with the correct digraph sound.



ch

sh


th



ch

sh

th



ch

sh


th



ch

sh


th



ch

sh

th



ch

sh

th

# Preview



# Rhyming Bugs

Match the rhyming bugs.  
Color the two rhyming bugs using the same color.

