




VALENTINE'S DAY

LITERACY



KINDERGARTEN

By United Teaching



THANK YOU FOR YOUR DOWNLOAD

Thanks for downloading this product! I hope it meets your needs and your children enjoy doing the activities. If you have any questions or suggestions please do not hesitate to contact me.

FIND ME



UnitedTeaching.com



Basia 

info@unitedteaching.com

TERMS OF USE

Copyright ©2015 United Teaching - All rights reserved.

The purchase of a product entitles the purchaser the right to use the product for personal and single classroom purposes only.

Posting the product in whole or in part on the Internet in any form is strictly prohibited and is a violation of the Digital Millennium Copyright Act (DMCA).

CLIPART AND FONTS

Clip art: Whimsy Clips, Educlips, Creative Clips, Graphics from the Pond, Scrappin Doodles, Pink Cat Studio, RamonaM Graphics, Ross's Jungle Teacher's Scrapbook, Zip-a-Dee Doo-Dah, The Cher Room, Ashley Hughes, The Painted Crow, Dancing Crayon Designs, Creating4theClassroom, Little Red's Clip Art, Kari Bolt Clipart, ClipArtisan





Fonts: Kimberly Geswein Fonts Audio Clips:



MORE PRODUCTS BY UNITED TEACHING

SEASONAL BUNDLE

KINDERGARTEN



350+
NO PREP
ACTIVITIES

By United Teaching



VALENTINE'S DAY LITERACY WORKSHEETS

VALENTINE'S DAY LITERACY WORKSHEETS



K

By United Teaching

CVC Sound and Write
Look at the picture and say the word. Sound it out and color the heart with the matching sound. Write the word.

Color by Sight Words
Color the words in the picture.

entine Syllables
Count the syllables in the words.

Sound it Out
Sound it out and color the heart with the matching sound. Write the word.

Middle Sounds
Sound it out and color the heart with the matching sound. Write the word.

The Right Blend
Blend the sounds and write the word.

RF.K.1.D Name: _____

Missing Letters

Write the missing letter.
Use the alphabet sequence to help you.

a b c d e f g h i j k l m n o p q r s t

RF.K.1.D Name: _____

Valentine Letters

Match the uppercase and lowercase letters.

b m c

S M F B W

RF.K.2.4 Name: _____

Beginning Sounds

Color the heart with the correct beginning sound.

S M B

RF.K.2.4 Name: _____

Ending Sounds

Color the heart with the correct ending sound.

S M

RF.K.2.D Name: _____

CVC Sound and Write

Look at the picture and say the word. Sound it out and color the heart with the matching sound. Write the word.

Short a

RF.K.2.B Name: _____

Middle Sounds

Look at the picture. Color the middle sound.

o e i a

u o

RF.K.2.D Name: _____

CVC Sound and Write

Look at the picture and say the word. Sound it out and color the heart with the matching sound. Write the word.

Short e

Say	Sound it Out	Write
h	i	e
g	n	

RF.K.2.D Name: _____

Sound it Out

Write

b j a e m t

RF.K.2.D Name: _____

CVC Sound and Write

Look at the picture and say the word. Sound it out and color the heart with the matching sound. Write the word.

Short i

RF.K.2.B Name: _____

Valentine Syllables

Count the syllables in each word. Color the matching number of syllables.

1 2 3 1 2 3 1 2 3

RF.K.2.D Name: _____

CVC Sound and Write

Look at the picture and say the word. Sound it out and color the heart with the matching sound. Write the word.

Short o

Say	Sound it Out	Write
h	d	i
o	g	r

RF.K.2.D Name: _____

CVC Sound and Write

Look at the picture and say the word. Sound it out and color the heart with the matching sound. Write the word.

Short i

Say	Sound it Out	Write
b	k	i
a	j	b

RF.K.2.A Name: _____

You're My Rhyming Match

Look at each row. Color the hearts that rhyme.

RF.K.2.D Name: _____

CVC Sound and

Look at the picture and say it. Sound it out and color the heart with the matching sound. Write the word.

Say	Sound it Out
c	k
u	a
p	s
o	u
f	d
u	i
f	h
u	i
g	h
e	u
m	p

RF.K.2.D Name: _____

Crossword Love

Look at the picture clues. Write the CVC words to complete the crossword.

RF.K.2.D Name: _____

Sort the Hearts

Sort the real and nonsense words into the correct mailbox.

real

nonsense

RF.K.2.C Name: _____

Word Family Match

Color the heart with the correct word family.

-ot -at

-at -ot

-ot -at

-at -ot

-ot -at

-at -ot



VALENTINE'S DAY LITERACY WORKSHEETS

VALENTINE'S DAY LITERACY WORKSHEETS



K

By United Teaching



CVC Sound and Write
Sort the words by sound and write the missing letter.

Color by Sight Words
Color the picture by the sight words.

entine Syllables
Sort the words by syllable.


Sound It Out
Say the word, write the word, and color the picture.

Graph Stamps
Stamp the words on the graph.



Middle Sounds
Sort the words by middle sound.

The Right Blend
Sort the words by the right blend.



Name: _____
Word Family Love
Sort the pictures by word family.
Write the word and paste the matching picture.

-at as in rat  -an as in fan 



Name: _____
Word Family Love
Sort the pictures by word family.
Write the word and paste the matching picture.

-en as in ten  -et as in jet 

Name: _____
Word Family Love
Sort the pictures by word family.
Write the word and paste the matching picture.

-op as in pop  -og as in fox 



Name: _____
Word Family Love
Sort the pictures by word family.
Write the word and paste the matching picture.

-in as in bin  -ig as in fig 


Name: _____
Word Family Love
Sort the pictures by word family.
Write the word and paste the matching picture.

-ug as in rug  -un as in nun 

Name: _____
Word Family Love
Sort the pictures by word family.
Write the word and paste the matching picture.

-ug as in rug  -un as in nun 

Name: _____
Digraph Stamps
Look at the picture. Color the heart stamp.



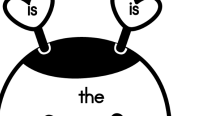
Name: _____
Digraph Stamps
Look at the picture. Color the heart stamp with the correct digraph.




Name: _____
Right Blend
Look at the picture and say the word. Write the beginning blend.

Name: _____
Color by Sight Words
Color the picture by the sight words.



Name: _____
Color by Sight Words
Color the picture by the sight words.







Name: _____
Color by Sight Words
Color the picture by the sight words.



Name: _____
Color by Sight Words
Color the picture by the sight words.



Name: _____
The Color of Love
Color the love hearts by color word.

 
Purple **Yellow**
 

Name: _____
Valentine Cards
Cut and paste.

Name: _____
Label the Picture
Use the words in the box to label the picture.

Name: _____
Color by Sight Words
Color the picture by the sight words.







Name: _____
Valer
Cut and paste.








Name: _____
Singular
Look at the picture. Circle the singular word.

  
bee bees flowers
  
girls girl birds
  
lollipop lollipops cupcake cupcakes cookie cookies

Name: _____
Label the Picture
Use the words in the box to label the picture.

Name: _____
Label the Picture
Use the words in the box to label the picture.


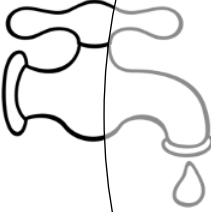





Name: _____

CVC Sound and Write

Look at the picture and say the word.
Sound it out and color the heart with the
matching sound. Write the word.






Say	Sound it Out			Write
	b	j	a e m t	<div style="display: inline-block; width: 30px; height: 30px; border: 1px solid black; margin-right: 5px;"></div> <div style="display: inline-block; width: 30px; height: 30px; border: 1px solid black; margin-right: 5px;"></div> <div style="display: inline-block; width: 30px; height: 30px; border: 1px solid black;"></div>
	Preview			<div style="display: inline-block; width: 30px; height: 30px; border: 1px solid black; margin-right: 5px;"></div> <div style="display: inline-block; width: 30px; height: 30px; border: 1px solid black; margin-right: 5px;"></div> <div style="display: inline-block; width: 30px; height: 30px; border: 1px solid black;"></div>
	g	c	a o s b	<div style="display: inline-block; width: 30px; height: 30px; border: 1px solid black; margin-right: 5px;"></div> <div style="display: inline-block; width: 30px; height: 30px; border: 1px solid black; margin-right: 5px;"></div> <div style="display: inline-block; width: 30px; height: 30px; border: 1px solid black;"></div>
	m	r	a i t w	<div style="display: inline-block; width: 30px; height: 30px; border: 1px solid black; margin-right: 5px;"></div> <div style="display: inline-block; width: 30px; height: 30px; border: 1px solid black; margin-right: 5px;"></div> <div style="display: inline-block; width: 30px; height: 30px; border: 1px solid black;"></div>
	f	b	o a s n	<div style="display: inline-block; width: 30px; height: 30px; border: 1px solid black; margin-right: 5px;"></div> <div style="display: inline-block; width: 30px; height: 30px; border: 1px solid black; margin-right: 5px;"></div> <div style="display: inline-block; width: 30px; height: 30px; border: 1px solid black;"></div>




Valentine Syllables

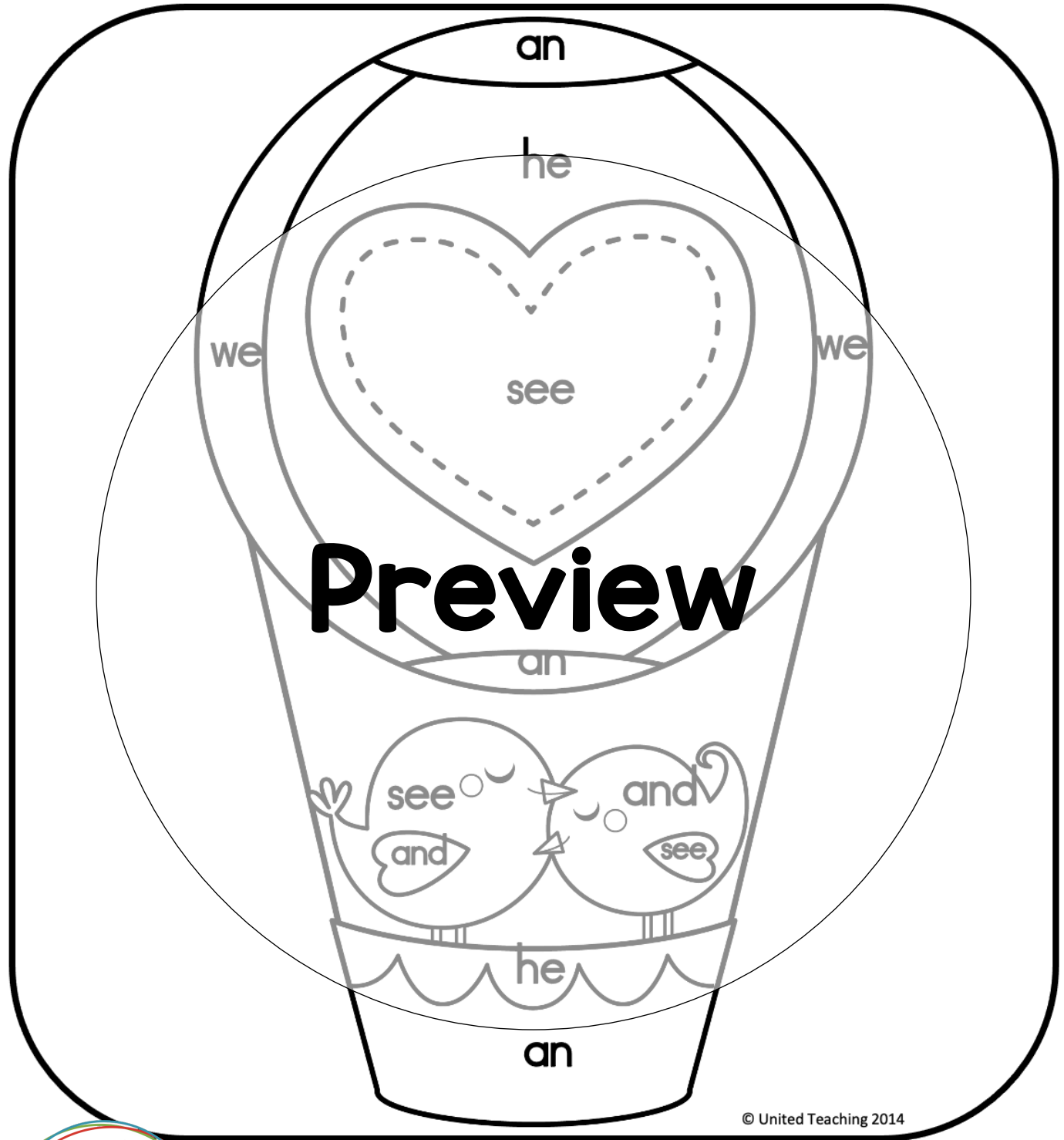
Count the syllables in each word.
Color the matching number of syllables.



Preview



Color by Sight Words



© United Teaching 2014

**and****he****an****we**

Crossword Love

Look at the picture clues.

Write the CVC words to complete the crossword.

Preview

