

WINTER

MATH WORKSHEETS



Name: _____

Winter Number Words

Read the number word and color the matching numeral.

Eleven	Fourteen
11 16 12	14 13
Nineteen	Thirteen
18 17	13 15
Twenty	Seven
20 19	7 6

Name: _____

Winter Fact Families

Using the numbers provided, complete the fact families.

4, 5, 9	1, 3, 4
$4 + 5 = 9$	$1 + 3 = 4$
$5 + 4 = 9$	$3 + 1 = 4$
$9 - 4 = 5$	$4 - 1 = 3$
$9 - 5 = 4$	$4 - 3 = 1$

Name: _____

Spin & Build a Number

Spin and color the second ten frame to show the teen number. Complete the equation.

10 + \square = \square	10 + \square = \square
10 + \square = \square	10 + \square = \square
10 + \square = \square	10 + \square = \square
10 + \square = \square	10 + \square = \square

Name: _____

Measurement Balance

and paste the addition matching sums on each scale.

2+2	3+4	5+1	3+3	7+0
1+2	6+2	3+0	5+4	3+1

Name: _____

More and Less

Spin the spinner. Write the number in the middle. Complete the grid by writing 1 less, 1 more, 10 less and 10 more.

64	73	74	75	84
----	----	----	----	----

Spinner numbers: 81, 69, 25, 83, 51, 12, 38, 44, 90, 72

Name: _____

Measurement

How far did each snowman ski? Measure the length in inches.

0	10	20	30	40	50	60	70	80	90	100
---	----	----	----	----	----	----	----	----	----	-----

1ST GRADE

By United Teaching



THANK YOU FOR YOUR DOWNLOAD

Thanks for downloading this product! I hope it meets your needs and your children enjoy doing the activities. If you have any questions or suggestions please do not hesitate to contact me.

FIND ME



UnitedTeaching.com



Basia 

info@unitedteaching.com

TERMS OF USE

Copyright ©2015 United Teaching - All rights reserved.

The purchase of a product entitles the purchaser the right to use the product for personal and single classroom purposes only.

Posting the product in whole or in part on the Internet in any form is strictly prohibited and is a violation of the Digital Millennium Copyright Act (DMCA).

CLIPART AND FONTS

Clip art: Whimsy Clips, Educlips, Creative Clips, Graphics from the Pond, Scrappin Doodles, Pink Cat Studio, RamonaM Graphics, Ross's Jungle Teacher's Scrapbook, Zip-a-Dee Doo-Dah, The Cher Room, Ashley Hughes, The Painted Crow, Dancing Crayon Designs, Creating4theClassroom.

Fonts: Kimberly Geswein Fonts


295
NO PREP
ACTIVITIES

By United Teaching



Winter Math 1st Grade Preview

WINTER MATH WORKSHEETS



1st Grade By United Teaching

Winter Number Words, Winter Fact Families, Spin & Build a Number, Equation Balance, More and Less, Measurement.

Winter Ten Frames
Color the ten frames to match the numeral.

How Many More to Make 10
Count how many more to make 10.

Even and Odd Numbers
Is the number even or odd? Count the dots and color the even or odd.

Spin & Build a Number
Spin and color the second ten frame to show the teen number. Complete the equation.

Missing Addends to 20
Use the ten frames to help you find the missing addend.

Winter Number Words
Read the number word and color the matching numeral.

Subtraction
Spin the spinner. Write the number in the second box. Complete the subtraction problem.

Skip Counting by 10s
Skip count by 10s. Cut and paste the numbers in the correct order.

Winter Fact Families
Using the numbers provided, complete the fact families.

Snowball Order
Write the numbers from least to greatest.

Spin & Count On
Spin a number. Write the result in the number column. Count on and write the numbers.

Missing Addends
Write the missing addend to complete the equation.

Addition True or False
Is the equation true or false? Color the cocoa mugs using the key.

Subtraction True or False Maze
Color the true subtraction facts to find the way to the hot cocoa stand.

Subtract From 20
Spin the spinner. Write the number down. Subtract the number from 20 by crossing out. Complete the equation.

Equation Balance
Cut and paste the addition equations with matching sums on each scale.

Snowman Number Bonds
Complete each number bond.

Skip Counting by 5s
Skip count by 5s. Cut and paste the puzzle by counting by 10's.


Count by 10's to 120
Cut and paste the puzzle by counting by 10's.

Count by 10's to




Winter Math 1st Grade Preview

WINTER MATH WORKSHEETS



1st Grade

By United Teaching



Winter Number Words, Winter Fact Families, Spin & Build a Number, Equation Balance, More and Less, Measurement

Snowball Count K.NBT.A.2 Name: _____
Write how many tens and ones.
Write how many in all.

Place Value Match 1.NBT.A.1 Name: _____
Cut and paste the matching place value equation.
Write the number.

Tens and Ones 1.NBT.B.2 Name: _____
Circle the tens and count the remaining ones. How many in all?

Place Value K.NBT.A.1 Name: _____
Color the place value blocks to match the number in the mitten.

Comparing Numbers 1.NBT.B.3 Name: _____
Write how many tens and ones. Compare the numbers. Write greater than, less than, or equal.

Base Ten Spin and Color 1.NBT.B.2 Name: _____
Spin the spinners to build the number.
Color the hundreds block to show the number.

10 More and 10 Less 1.NBT.B.3 Name: _____
Spin the spinners and write the numbers.
Write 10 less and 10 more for the number.

More and Less 1.NBT.C.5 Name: _____
Spin the spinner. Write the number in the middle. Complete the grid by writing 1 less, 1 more, 10 less and 10 more.

Winter Time 1.MD.B.3 Name: _____
Draw the hands on the clock to match the hour.

Winter Time 1.MD.B.3 Name: _____
Write the hour matching the time on each analog clock.


Winter Measurement with Units K.MD.A.1 Name: _____
Color and write how many units each object is.

Measurement 1.MD.A.2 Name: _____
How far did each snowman ski?
Measure the length in inches.

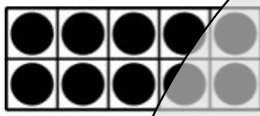



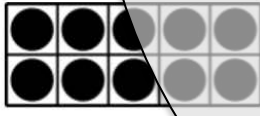





Name: _____

Spin & Build a Number

Spin and color the second ten frame to show the teen number. Complete the equation.



Preview

 $10 + \underline{\hspace{1cm}} = \underline{\hspace{1cm}}$	 $10 + \underline{\hspace{1cm}} = \underline{\hspace{1cm}}$
 $10 + \underline{\hspace{1cm}} = \underline{\hspace{1cm}}$	 $10 + \underline{\hspace{1cm}} = \underline{\hspace{1cm}}$
 $10 + \underline{\hspace{1cm}} = \underline{\hspace{1cm}}$	 $10 + \underline{\hspace{1cm}} = \underline{\hspace{1cm}}$
 $10 + \underline{\hspace{1cm}} = \underline{\hspace{1cm}}$	 $10 + \underline{\hspace{1cm}} = \underline{\hspace{1cm}}$
 $10 + \underline{\hspace{1cm}} = \underline{\hspace{1cm}}$	 $10 + \underline{\hspace{1cm}} = \underline{\hspace{1cm}}$

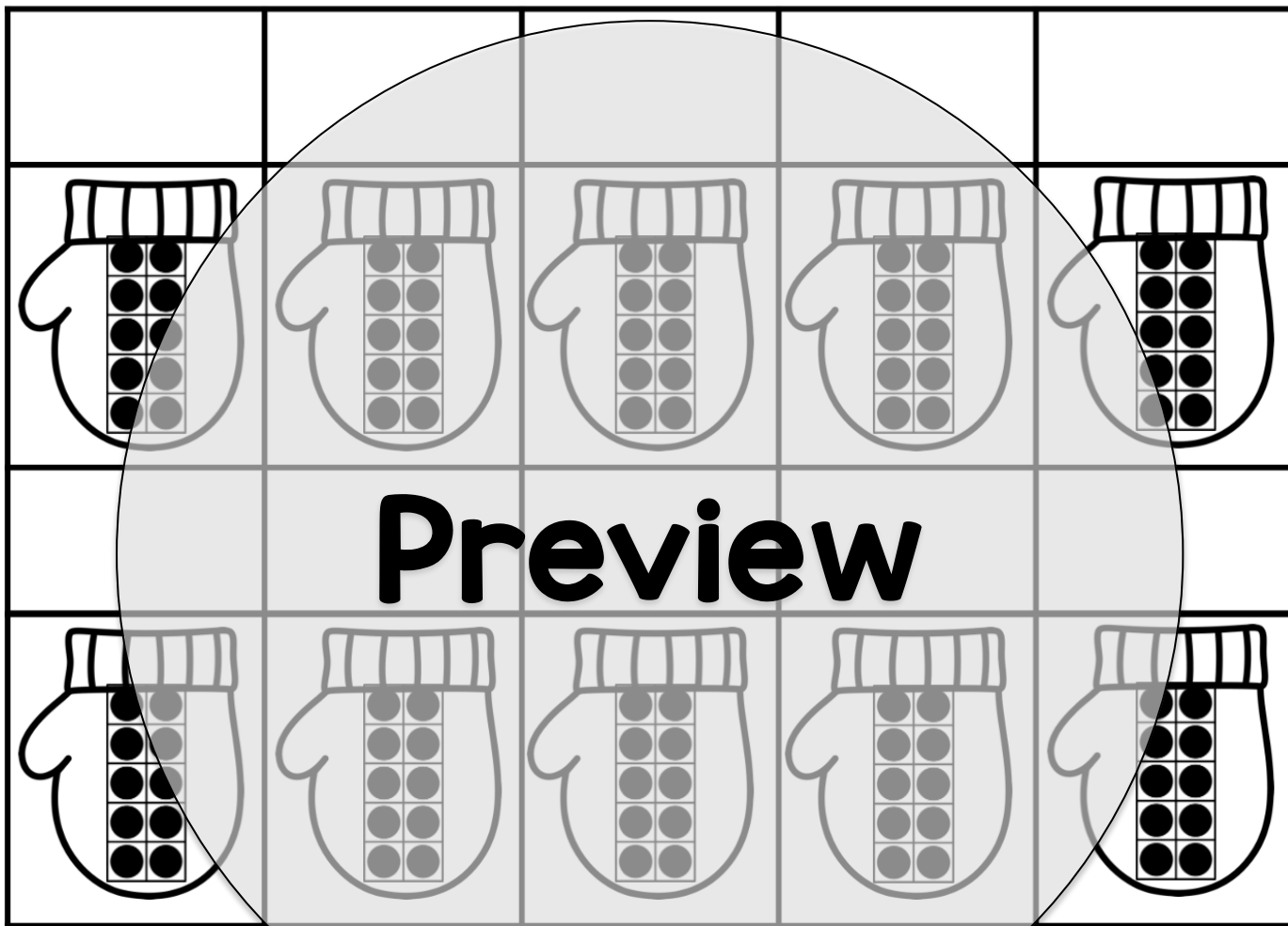


Name: _____

Skip Counting by 10s

Skip count by 10s.

Cut and paste the numbers in the correct order.








© United Teaching 2016

110	90	20	50	70
10	80	100	30	

Winter Fact Families

Using the numbers provided, complete the fact families.

 4, 5, 9	<div><div><div><div><div></div></div><div></div><div></div></div><div><div></div><div></div><div></div></div><div><div></div><div></div><div></div></div></div></div>	<div><div><div><div><div></div></div><div></div><div></div></div><div><div></div><div></div><div></div></div><div><div></div><div></div><div></div></div></div></div>
 1, 3, 4	<div><div><div><div><div></div></div><div></div><div></div></div><div><div></div><div></div><div></div></div><div><div></div><div></div><div></div></div></div></div>	<div><div><div><div><div></div></div><div></div><div></div></div><div><div></div><div></div><div></div></div><div><div></div><div></div><div></div></div></div></div>
 1, 7, 8	<div><div><div><div><div></div></div><div></div><div></div></div><div><div></div><div></div><div></div></div><div><div></div><div></div><div></div></div></div></div>	<div><div><div><div><div></div></div><div></div><div></div></div><div><div></div><div></div><div></div></div><div><div></div><div></div><div></div></div></div></div>
 2, 3, 5	<div><div><div><div><div></div></div><div></div><div></div></div><div><div></div><div></div><div></div></div><div><div></div><div></div><div></div></div></div></div>	<div><div><div><div><div></div></div><div></div><div></div></div><div><div></div><div></div><div></div></div><div><div></div><div></div><div></div></div></div></div>
 3, 3, 6	<div><div><div><div><div></div></div><div></div><div></div></div><div><div></div><div></div><div></div></div><div><div></div><div></div><div></div></div></div></div>	<div><div><div><div><div></div></div><div></div><div></div></div><div><div></div><div></div><div></div></div><div><div></div><div></div><div></div></div></div></div>


Preview




More and Less

Spin the spinner. Write the number in the middle. Complete the grid by writing 1 less, 1 more, 10 less and 10 more.

	64	
73	74	75
	84	



Preview




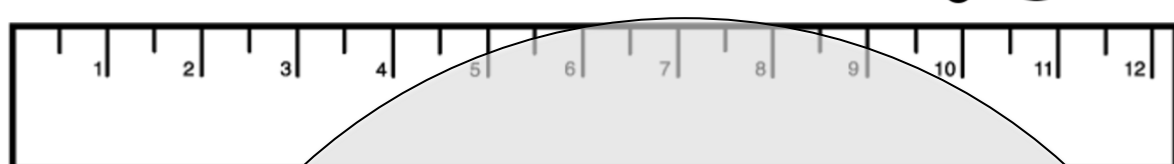







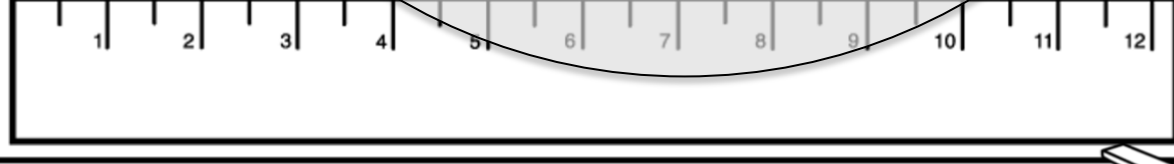




Measurement

Name: _____

How far did each snowman ski?

Measure the length in inches.

		<input type="text" value="in."/>
		<input type="text" value="in."/>
		<input type="text" value="in."/>
		<input type="text" value="in."/>
		<input type="text" value="in."/>
		<input type="text" value="in."/>

