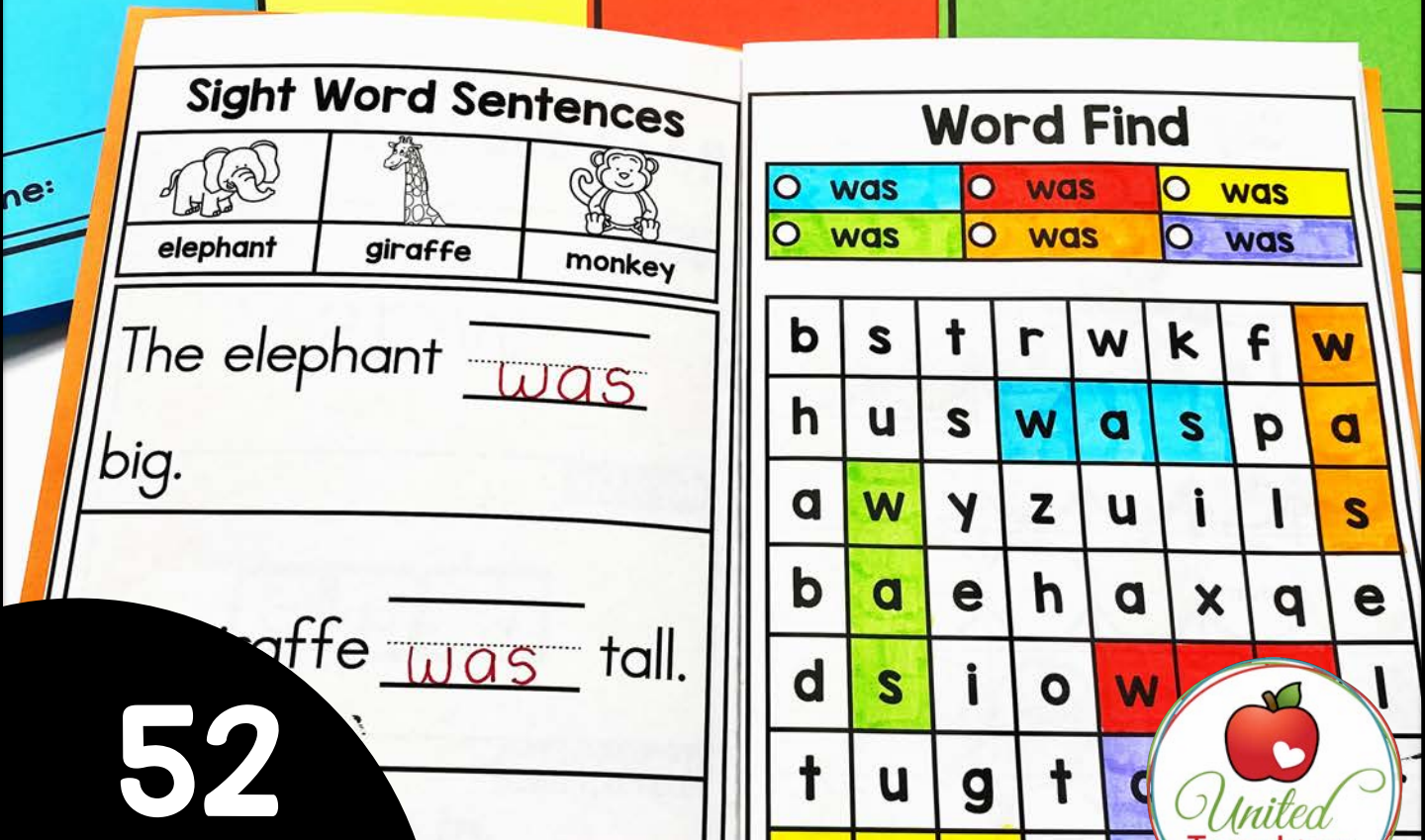


SIGHT WORDS ACTIVITY BOOKS



52
PRIMER
BOOKLETS

By United Teaching



THANK YOU FOR YOUR DOWNLOAD

Thanks for downloading this product! I hope it meets your needs and your children enjoy doing the activities. If you have any questions or suggestions please do not hesitate to contact me.

FIND ME



UnitedTeaching.com



Basia 

info@unitedteaching.com

TERMS OF USE

Copyright ©2015 United Teaching - All rights reserved.

The purchase of a product entitles the purchaser the right to use the product for personal and single classroom purposes only.

Posting the product in whole or in part on the Internet in any form is strictly prohibited and is a violation of the Digital Millennium Copyright Act (DMCA).

CLIPART AND FONTS

Clip art: Whimsy Clips, Educlips, Creative Clips, Graphics from the Pond, Scrappin Doodles, Pink Cat Studio, RamonaM Graphics, Ross's Jungle Teacher's Scrapbook, Zip-a-Dee Doo-Dah, The Cher Room, Ashley Hughes, The Painted Crow, Dancing Crayon Designs, Creating4theClassroom, Little Red's Clip Art, Kari Bolt Clipart, ClipArtisan

Fonts: Kimberly Geswein Fonts Audio Clips:



SIGHT WORDS SCRAMBLED SENTENCES




52
PRIMER
SENTENCES

this

Name: _____

My Pony



© United Teaching 2016

Write it.

my

is

pony.

This

By United Teaching



SIGHT WORD ACTIVITY BOOKS

Teach your students to recognise, read, and write primer sight words with the Sight Word Activity Books. The sight word booklets contain 8 activities for each sight word on the Primer list. The activities have been designed to be fun, hands-on, and engaging. With each booklet following a predictable format, once the activities have been introduced to students, they will be able to complete them independently.

There are 52 sight word booklets; one for each word on the Primer sight word list:

all	four	out	this
am	get	please	too
are	good	pretty	under
at	have	ran	want
ate	he	ride	was
be	into	saw	well
black	like	say	went
brown	must	she	what
but	new	so	white
came	no	soon	who
did	now	that	will
do	on	there	with
eat	our	they	yes

SIGHT WORD ACTIVITY BOOKS

Included in each foldable sight word book are the following activities:

- **Read and Write:** Students trace the sight word, box it up, and unscramble the letters to spell and write the sight word.
- **Sight Word Sentences:** Students read and complete the sentences by writing the missing sight word. A picture word bank is included to aid students in reading the sentences.
- **Word Find:** Students find and color the sight word in the wordsearch.
- **Sight Word Maze:** Students find the path through the maze by coloring the sight word.
- **Sight Word Color by Number:** Students color the sight word using the color code.
- **Sight Word Pyramid:** Students practice spelling the sight word by writing the sight word in a pyramid.
- **Sight Word Read and Highlight:** Students read the sight word paragraph and highlight the focus sight word.
- **Read, Write and Draw:** Students read the sentence, write it, and draw a picture for the sentence.

SIGHT WORD ACTIVITY BOOKS

1

Read and Write

Trace

was

Box it Up




w	a	s
---	---	---

Unscramble

asw

2

Sight Word Sentences

		
elephant	giraffe	monkey

The elephant was big.

The giraffe was tall.

The monkey was silly.

2

Word Search

b	s	t
h	u	s
a	w	y
b	a	e
d	s	i
t	u	g
w	a	s
o	k	d

3

Word Find

<input type="radio"/> was	<input type="radio"/> was	<input type="radio"/> was
<input type="radio"/> was	<input type="radio"/> was	<input type="radio"/> was

b	s	t	r	w	k	f	w
h	u	s	w	a	s	p	a
a	w	y	z	u	i	l	s
b	a	e	h	a	x	q	e
d	s	i	o	w	a	s	i
t	u	g	t	a	j	f	r
w	a	s	w	s	t	w	o
o	k	d	o	t	e	s	a

3

4

Sight Word Maze

start

like	ate	was	was	was
was	black	was	was	was
was	that	was	info	saw
was	under	was	came	four
was	good	was	now	he
was	was	was	new	ride
was	was	was	new	ride

Finish

4

Color

1

red


W

SIGHT WORD ACTIVITY BOOKS

5

Size

Color by Number



1 2 3

red yellow blue

was

was

was

was


was

Finish

5

6

Sight Word Pyramid



W

wa


was

6

What
there c
was a
There w
There wa

7

Sight Word
Read and Highlight



What animals were
there at the zoo? There
was a big elephant.
There was a tall giraffe.
There was a silly monkey.

7

8

Read, Write and Draw



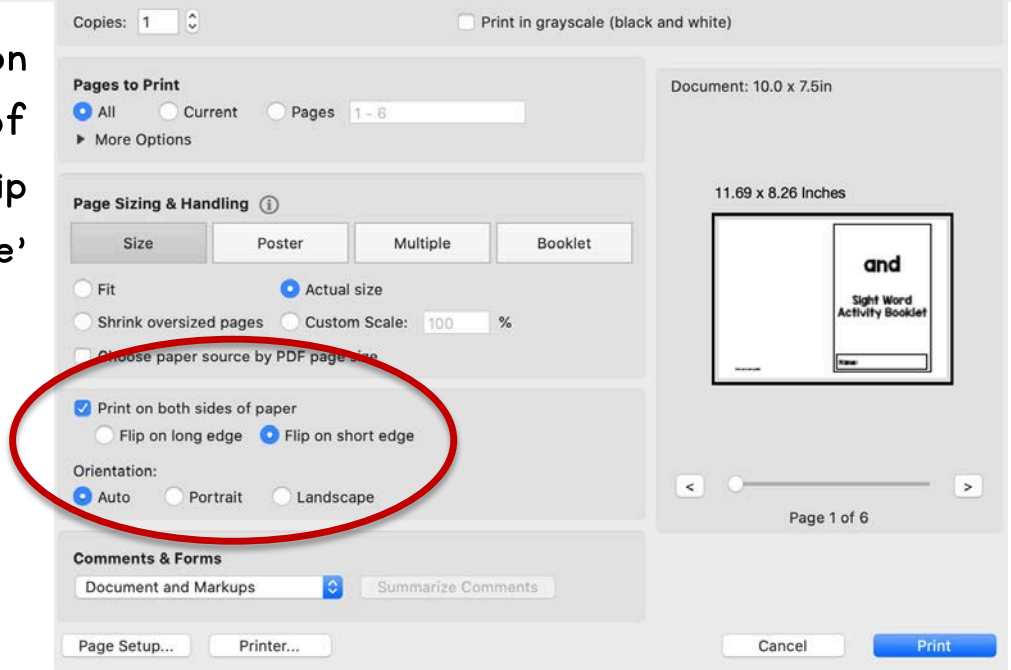
There was a big lion.

There was a big
lion.

8

HOW TO ASSEMBLE SIGHT WORD BOOKS


Print pages on both sides of paper with 'flip on short edge' selected.




1. Print Cover on colored cardstock or paper.



2. Print and collate activity pages.



3. Fold cover and pages.



4. Staple booklet.



was

Sight Word
Activity Booklet

Preview

Name: _____



Read, Write and Draw

Read and Write



Trace

was

Box it Up



Unscramble




asw

Preview

There was a big lion.



Sight Word Sentences

		
elephant	giraffe	monkey

The elephant _____

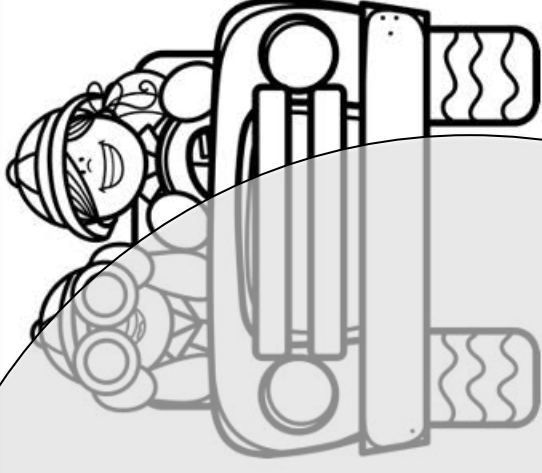
big.

The giraffe _____ tall.

_____ silly.

monkey _____

Sight Word Read and Highlight



What animals were there at the zoo? There was a big elephant. There was a tall giraffe. There was a silly monkey.

Preview



Sight Word Pyramid



was was was

Word Find

<input type="radio"/> was	<input type="radio"/> was	<input type="radio"/> was
<input type="radio"/> was	<input type="radio"/> was	<input type="radio"/> was

b	s	t	r	w	k	f	w
h	u	s	w	a	s	p	a
a	w	y	z	u	i	l	s
b	a	e	h	a	x	q	e
d	s	i	o	w	a	s	l
t	u	g	t	a	j	f	r
w	a	s	w	s	t	w	o
o	k	d	o	t	e	s	a

Preview





Sight Word Maze

Color by Number



start	like	ate	was	was	was	Finish
was	black	was	was	must	was	ride
was	that	was	into	saw	was	new
was	under	was	came	four	he	was
was	good	was	now	was	was	was



Preview

WQs

