



Name: _____

After Number Words

he number word. Color the matching

Name: _____

Patterns

Use the patterns to complete the ABB patterns.

Row 1: Mitten, Beanie with pom-pom, Mitten, Mitten

Row 2: Mitten, Mitten, Pair of mittens, Pair of mittens

Row 3: Mitten, Pair of mittens, Mitten, Mitten

Row 4: Pair of mittens, Pair of mittens, Pair of mittens, Pair of mittens

Row 5: Beanie, Mitten, Beanie, Beanie

Row 6: Mitten, Pair of mittens, Pair of mittens, Pair of mittens

Below the rows: A dashed line with a rainbow and a red apple.

THANK YOU FOR YOUR DOWNLOAD

Thanks for downloading this product! I hope it meets your needs and your children enjoy doing the activities. If you have any questions or suggestions please do not hesitate to contact me.

FIND ME



UnitedTeaching.com



Basia 

info@unitedteaching.com

TERMS OF USE

Copyright ©2015 United Teaching - All rights reserved.

The purchase of a product entitles the purchaser the right to use the product for personal and single classroom purposes only.

Posting the product in whole or in part on the Internet in any form is strictly prohibited and is a violation of the Digital Millennium Copyright Act (DMCA).


CLIPART AND FONTS

Clip art: Whimsy Clips, Educlips, Creative Clips, Graphics from the Pond, Scrappin Doodles, Pink Cat Studio, RamonaM Graphics, Ross's Jungle Teacher's Scrapbook, Zip-a-Dee Doo-Dah, The Cher Room, Ashley Hughes, The Painted Crow, Dancing Crayon Designs, Creating4theClassroom, Little Red's Clip Art, Kari Bolt Clipart.

FonTS: Kimberly Geswein Fonts Audio Clips:



DIRECTED DRAWING SEASONAL BUNDLE




**200
PAGES**

BY UNITED TEACHING



WINTER MATH WORKSHEETS

WINTER MATH WORKSHEETS



K By United Teaching

Includes: Ten Frames Count and Color, Mitten Subtraction, Winter Number Words, Addition Match, Winter Units, Winter Patterns.

Count by 10 Puzzle

Cut and paste the puzzle by counting by 10s.

40
70
10
90

Count by 5 Puzzle

Cut and paste the puzzle by counting by 5s.

25
40
10

Making 10

Count the snowballs. How many more do you need to make 10? Complete the addition fact.

5 + = 10
7 + = 10

Addition Match

Color the addition facts that match the number the child is holding.

8

5 + 3, 6 + 1, 4 + 4, 6 + 2, 2 + 3, 4 + 2, 3 + 3, 5 + 1, 1 + 4, 6 + 3, 4 + 3, 8 + 1

Subtract From 5

Spin the spinner. Write the number down. Subtract the number from 5. Complete the equation.

Number: Five Frame: Subtraction: $5 - \square = \square$

Mitten Subtraction

Subtract. Cross out the mittens to find the answer.

5 - 2 = 3, 6 - 4 =

Winter Addition

Add the Winter objects. Color the answer.

5 + 3 =

Winter Message

Complete the addition problems to solve the secret message.

0 + 2 = Y 6 + 1 = A 5 + 5 = D 3 + 6 = I 2 + 2 =
C 3 + 3 = S 0 + 1 = D 5 + 4 =
Y 5 + 2 = C 2 + 3 = A 8 + 1 =

Subtract From 10

Spin the spinner. Write the number down. Subtract the number from 10. Complete the equation.

Number: Ten Frame: Subtraction: $10 - \square = \square$

How Many Mittens?

Use the mitten ruler to measure the winter objects. Write the answers.

mittens, mittens, mittens

Winter Time

Cut and paste the digital time to match the clocks.

5:00, 8:00, 3:00

Winter Time

Draw the hands on the clock to match the digital time.

5:00, 8:00, 3:00










Winter Patterns

Cut and paste to complete the AB pattern.

AB pattern:          

Winter Patterns

Cut and paste to complete the ABB patterns.

ABB pattern:         

Winter Units

Write how many units each object is.

units, units, units, units, units, units

Winter Shapes


Color the matching shape.

Square, Triangle, Circle, Diamond, Rectangle

Winter Graphing


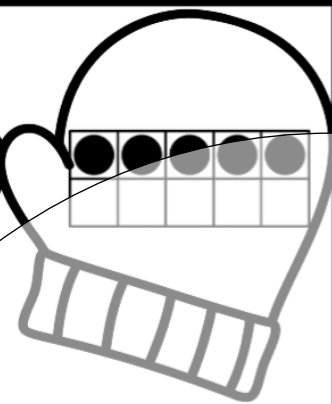
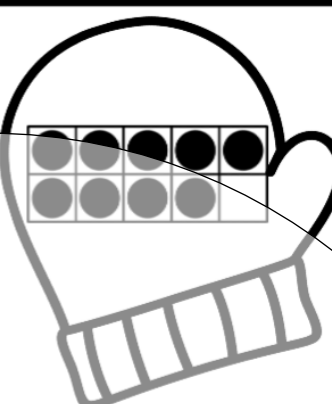
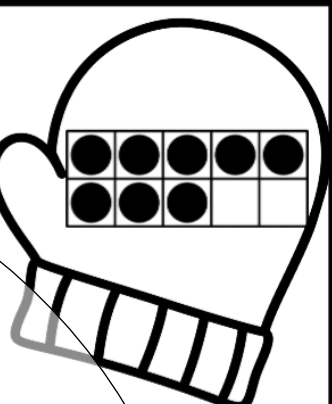
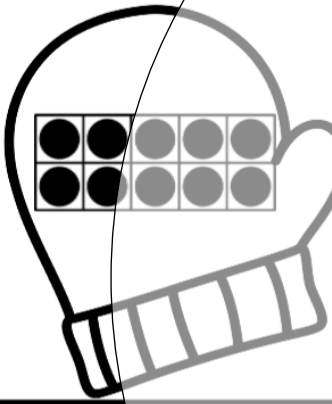


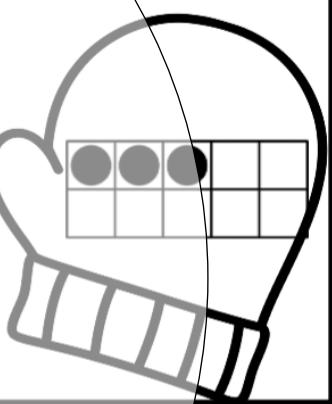
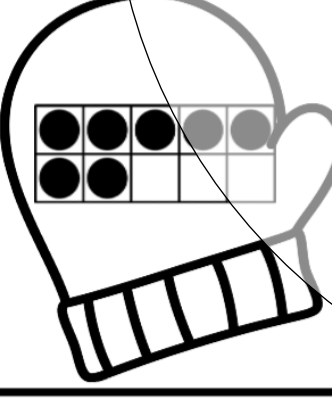
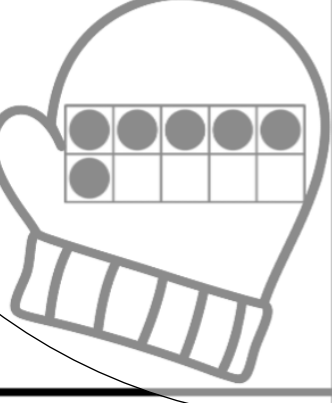

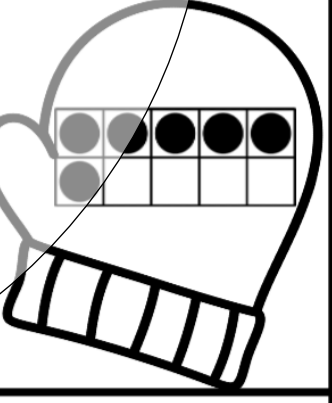

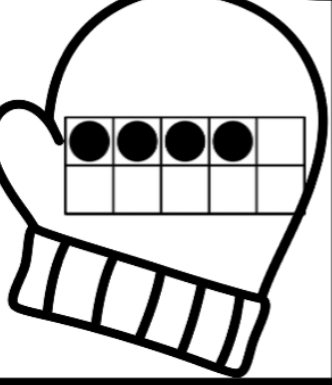

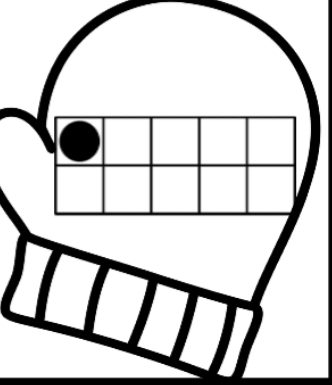
Cut and paste the Winter objects to complete the graph. Answer the question.

Which Winter object has the most? ☐ ice skate, ☐ earmuffs.



Mitten Comparison

Color the mitten with the greater number.

Preview


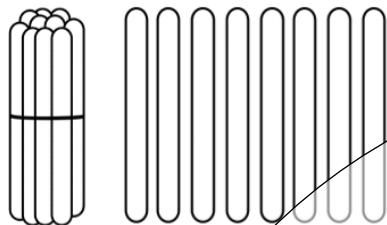


Place Value

Name: _____

Count the popsicle sticks.

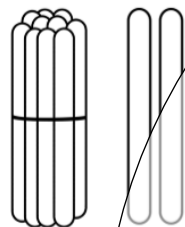
Write how many tens and ones. How many in all?



tens

ones

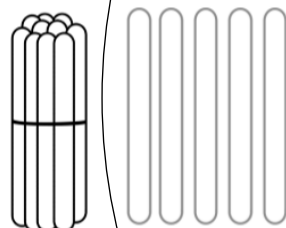
in all



tens

ones

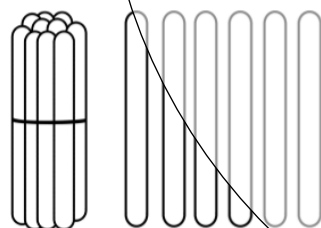
in all



tens

ones


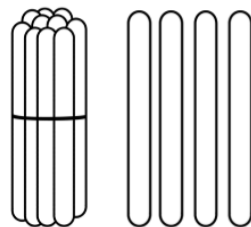
in all



tens

ones


in all



tens

ones

in all



tens

ones

in all

Preview


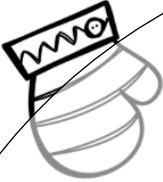

























Name: _____

Winter Patterns

Cut and paste to complete the ABB patterns.



Preview






Name: _____



Winter Time

Draw the hands on the clock
to match the digital time.

**5:00****8:00****3:00****7:00****6:00****1:00****12:00****2:00**