


BUILDING SENTENCES CHRISTMAS



FOR GOOGLE SLIDES™ AND PRINTABLES

By United Teaching



THANK YOU FOR YOUR DOWNLOAD

Thanks for downloading this product! I hope it meets your needs and your children enjoy doing the activities. If you have any questions or suggestions please do not hesitate to contact me.

FIND ME



UnitedTeaching.com



Basia 

info@unitedteaching.com

TERMS OF USE

Copyright ©2015 United Teaching - All rights reserved.

The purchase of a product entitles the purchaser the right to use the product for personal and single classroom purposes only.

Posting the product in whole or in part on the Internet in any form is strictly prohibited and is a violation of the Digital Millennium Copyright Act (DMCA).

CLIPART AND FONTS

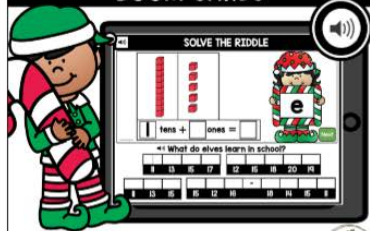
Clip art: Whimsy Clips, Educlips, Creative Clips, Graphics from the Pond, Scrappin Doodles, Pink Cat Studio, RamonaM Graphics, Ross's Jungle Teacher's Scrapbook, Zip-a-Dee Doo-Dah, The Cher Room, Ashley Hughes, The Painted Crow, Dancing Crayon Designs, Creating4theClassroom, Little Red's Clip Art, Kari Bolt Clipart.

FonTS: Kimberly Geswein Fonts Audio Clips:



CHRISTMAS MATH RIDDLES

TENS AND ONES
CHRISTMAS MATH RIDDLE
BOOM CARDS™



SOLVE THE RIDDLE

What do elves learn in school?


1 tens + ones =

8 3 6 7 12 16 20 24

10 11 13 14 15 16 17 18 19 20

self-checking interactive no app required
By United Teaching

NUMBER WORDS
CHRISTMAS MATH RIDDLE
BOOM CARDS™



SOLVE THE RIDDLE


Why is Santa so good at karate?

eight

10 11 12 13 14 15 16 17 18 19 20

self-checking interactive no app required
By United Teaching

TELLING TIME
CHRISTMAS MATH RIDDLE
BOOM CARDS™



SOLVE THE RIDDLE

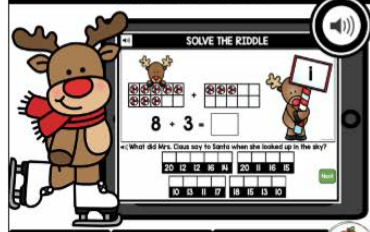
When does Christmas come before Thanksgiving?

h

12:00 1:00 2:00 3:00 4:00 5:00 6:00 7:00 8:00 9:00 10:00 11:00

self-checking interactive no app required
By United Teaching

ADDITION TO 20
CHRISTMAS MATH RIDDLE
BOOM CARDS™



SOLVE THE RIDDLE

What did Mrs. Claus say to Santa when she looked up in the sky?


8 + 3 =

20 12 14 16 18 20 22 24 26 28 30

10 11 12 13 14 15 16 17 18 19 20

self-checking interactive no app required
By United Teaching

SUBTRACTION
CHRISTMAS MATH RIDDLE
BOOM CARDS™



SOLVE THE RIDDLE

Why do mommies like Christmas so much?

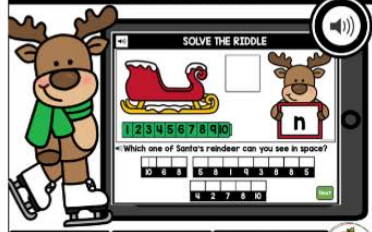
15 - 5 =

10 11 12 13 14 15 16 17 18 19 20

10 11 12 13 14 15 16 17 18 19 20

self-checking interactive no app required
By United Teaching

MEASUREMENT
CHRISTMAS MATH RIDDLE
BOOM CARDS™



SOLVE THE RIDDLE

Which one of Santa's reindeer can you see in space?

h

1 2 3 4 5 6 7 8 9 10

10 11 12 13 14 15 16 17 18 19 20

self-checking interactive no app required
By United Teaching

self-checking interactive no app required

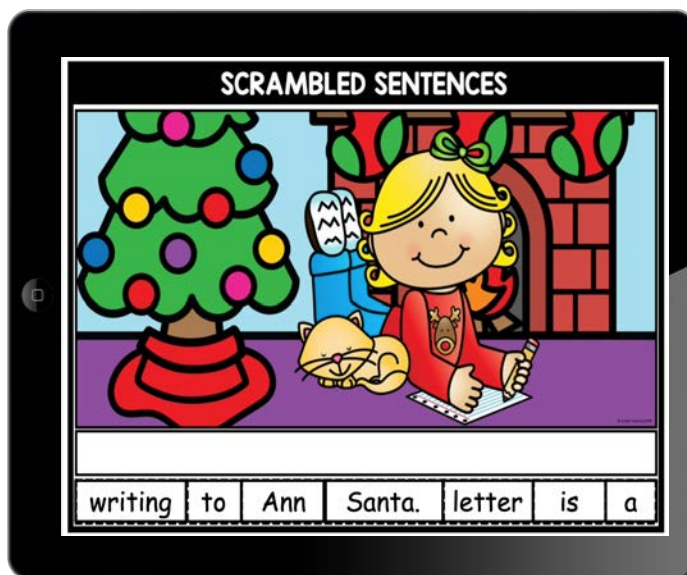
BOOM CARDS BUNDLE



BUILDING SENTENCES (CHRISTMAS)

Your students will love building and writing these Christmas scrambled sentences. Included are Christmas Scrambled Sentences for Google Slides™ and printable cut and paste worksheets. So, whether you are teaching in the classroom or through distance learning, your students will be able to complete the sentence building activity.

The scrambled sentences have been written especially for beginning readers with the basic sentence structure reinforcing correct conventions such as capital letters and ending punctuation marks. Each scrambled sentence includes a colorful picture which provides context and supports the students in building the sentence correctly.




BUILDING SENTENCES (CHRISTMAS)

With the scrambled sentences for Google Slides™, students drag and drop the words in the correct order to construct a simple sentence. You can assign all slides or pick and choose which slides your students complete.

The printable cut and paste scrambled sentence worksheets are ideal for morning work, literacy centers, early finishers, and distance learning.

Included are 16 Christmas scrambled sentences.



BUILDING SENTENCES (CHRISTMAS)

BUILDING SENTENCES CHRISTMAS



FOR GOOGLE SLIDES™
AND PRINTABLES
By United Teaching



Christmas Star




Name: _____

Santa



Name: _____

Waiting for Santa




Name: _____

Christmas Crafts



Name: _____

Letter to Santa



Write it.

send Santa? you to a

Milk and Cookies



Name: _____

Christmas Stockings



Name: _____

Feeding the Reindeer



Name: _____

Gingerbread Cookies



Name: _____


Writing to Santa



Write it.

writing to Ann Santa. He

Elves



Name: _____

Santa's List




Name: _____

Wrapping Gifts



Name: _____


Christmas Wreath



Write it.


wreath the on hung door. the Tom

Santa's Reindeer



Name: _____

Rudolph



Write it.

has nose. Rudolph re

Name: _____

Santa's List



Preview

Write it.



Santa


list.

checking

is

Name: _____

Santa's Reindeer



© United Teaching 2016

Write it.



The pull Santa's reindeer