

# CHRISTMAS MATH



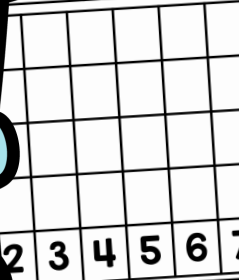
Name: \_\_\_\_\_  
**Christmas Number Words**  
Write the word and color the matching numeral.

Thirteen	Twenty
Seventeen	Eleven
Fourteen	Nineteen

Name: \_\_\_\_\_  
**Toy Graph**

Graph the results by drawing squares for each Christmas Toy.

Toy	Tally Mark	Number
		4
		5



Name: \_\_\_\_\_  
**Christmas Time**  
Look at the clock and write the digital time.

:	:	:	:
:	:	:	:
:	:	:	:

Name: \_\_\_\_\_  
**Christmas Shopping**  
How much change do you have left? Write the subtraction equation and cut and paste the matching change.

I Have	I Buy	Equation	My Change
	2c	$1 - 2 =$	
	6c	$1 - 6 =$	
	2c	$1 - 2 =$	
	6c	$1 - 6 =$	
	4c	$1 - 4 =$	



Name: \_\_\_\_\_  
**Christmas Bonds**  
Complete the number bond by filling in the missing number.


Name: \_\_\_\_\_  
**Christmas Fact Families**  
Using the numbers provided, complete the fact family.


## FIRST GRADE

### By United Teaching



# THANK YOU FOR YOUR DOWNLOAD

Thanks for downloading this product! I hope it meets your needs and your children enjoy doing the activities. If you have any questions or suggestions please do not hesitate to contact me.

## FIND ME



UnitedTeaching.com



*Basia* 

[info@unitedteaching.com](mailto:info@unitedteaching.com)

## TERMS OF USE

Copyright ©2015 United Teaching - All rights reserved.

The purchase of a product entitles the purchaser the right to use the product for personal and single classroom purposes only.

Posting the product in whole or in part on the Internet in any form is strictly prohibited and is a violation of the Digital Millennium Copyright Act (DMCA).


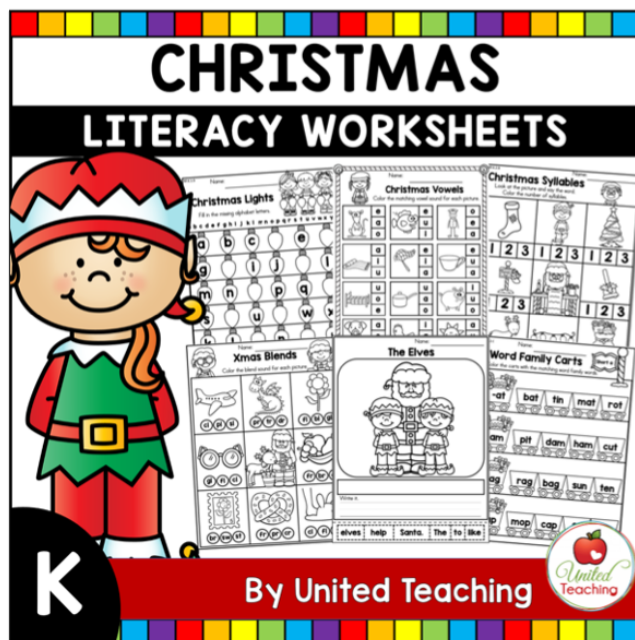
## CLIPART AND FONTS

Clip art: Whimsy Clips, Educlips, Creative Clips, Graphics from the Pond, Scrappin Doodles, Pink Cat Studio, RamonaM Graphics, Ross's Jungle Teacher's Scrapbook, Zip-a-Dee Doo-Dah, The Cher Room, Ashley Hughes, The Painted Crow, Dancing Crayon Designs, Creating4theClassroom, Little Red's Clip Art.

Fonts: Kimberly Geswein Fonts Audio Clips:



## CHRISTMAS KINDERGARTEN WORKSHEET BUNDLE




By United Teaching







# CHRISTMAS MATH WORKSHEETS



By United Teaching



1.OA.D.8 Name: \_\_\_\_\_

## Christmas Bonds

Complete the number bond by filling in the missing number.

8

3

5

4

1.OA.B.4 Name: \_\_\_\_\_

## Missing Addends

Write the missing addend to complete the equation.

$8 + \square = 13$

$4 + \square = 5$

$9 + \square = 10$

$2 + \square = 10$




1.OA.B.4 Name: \_\_\_\_\_

## Find the Missing Addend

Spin the spinner. Write the number in the first box. Find the missing addend to complete the equation.

$\square + \square = 6$

$\square + \square = 6$



1.OA.D.7 Name: \_\_\_\_\_

## Subtraction True or False Maze

Color the true subtraction facts to find the path to Santa's sack.

$5 - 2 = 3$

$10 - 5 = 6$

$8 - 1 = 5$

$7 - 6 = 5$

1.MD.C.4 Name: \_\_\_\_\_

## Christmas Toy Graph

Complete the chart and graph the results by coloring the correct number of squares for each Christmas toy.

Toy	Tally Mark	Number	Toy	Tally Mark	Number
		4			4


1.OA.C.6 Name: \_\_\_\_\_

## Subtract From 20

Spin the spinner. Write the number down. Subtract the number from 20 by crossing the circles out. Complete the equation.

$20 - \square = \square$

$20 - \square = \square$



1.OA.C.6 Name: \_\_\_\_\_

## Color by Doubles + 1

Roll a dice, double the result and add 1. Color the result.

$9 + 1 = 10$

$3 + 1 = 4$

1.OA.C.6 Name: \_\_\_\_\_

## Equation Balance

Cut and paste the addition equations with matching sums on each side.

$\square + \square = \square$

$\square + \square = \square$

1.OA.C.6 Name: \_\_\_\_\_

## Christmas Number Words

Read the number word and color the matching number.

Sixteen

16 15 14

Thirteen

11 13 12

1.OA.C.6 Name: \_\_\_\_\_

## Christmas Number Words

Read the number word and write the numeral. Color the even numbers green and the odd numbers red.

Nine

9

Two

2

1.MD.B.3 Name: \_\_\_\_\_

## Christmas Time

Look at the clock and write the time.

1.MD.B.3 Name: \_\_\_\_\_

## Christmas Time

Draw the hands on the clock to match the hour.



1.MD.B.3 Name: \_\_\_\_\_

## Christmas Time











Draw the hands on the clock to match the hour.



Name: \_\_\_\_\_

# Christmas Shopping

How much change do you have left? Write the subtraction equation and cut and paste the matching change.

I Have	I Buy	Equation	My Change
	 2c	$5 - 3 = 2$	
	 5c		
	 2c		
	 6c		
	 4c		

Preview







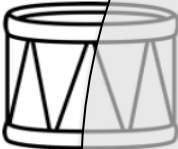



Name: \_\_\_\_\_

# Christmas Bonds






Complete the number bond by filling in the missing number.

Complete the chart and graph the results by coloring the correct number of squares for each Christmas toy.

Toy	Tally Mark	Number	Toy	Tally Mark	Number
					
					

Preview

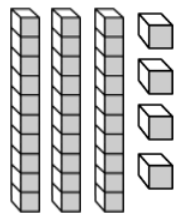

							
							
							
							
	2	3	4	5	6	7	8



Name: \_\_\_\_\_

# Comparing Numbers

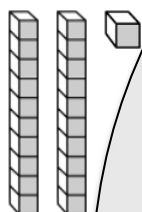
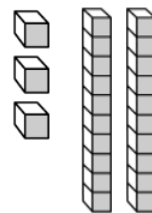
Write how many tens and ones. Compare the numbers. Write greater than, less than, or equal.



Tens	Ones



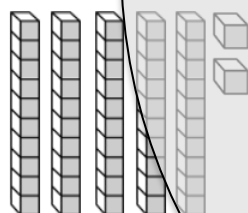
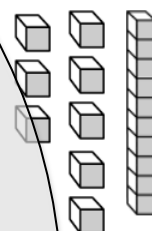
Tens	Ones



Tens	Ones



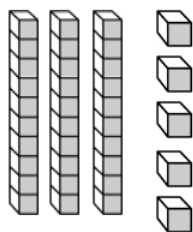
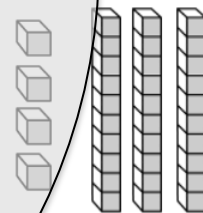
Tens	Ones



Tens	Ones



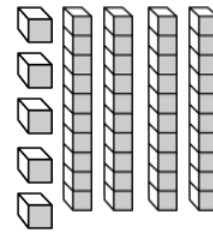
Tens	Ones



Tens	Ones



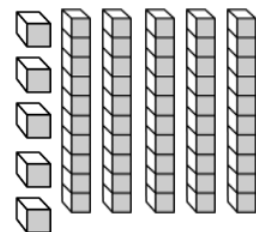
Tens	Ones



Tens	Ones



Tens	Ones



Preview

# Christmas Time

Look at the clock and write the digital time.



:



:



:



:



:



:



:



:



:



:



:



:



:



:



:



:

