

CHRISTMAS MATH


















KINDERGARTEN

By United Teaching

Name: _____

Christmas Bonds

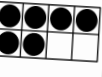
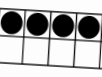






Complete the number bond by filling in the missing number.

| | | |
|--|--|---|
|  10  6 |  10  2 |  10  9 |
|  10  3 |  |  10  5 |
|  10  8 | |  10  1 |

Name: _____

Christmas Ten Frames















Fill in the ten frames and color the matching number.

| | | |
|---|---|--|
|  6 8 |  4 3 5 |  4 6 |
|  3 2 |  |  10 8 |
|  5 6 | |  3 2 |

Name: _____

Christmas Subtraction

Use the counters to solve the subtraction problems.

| | | | |
|---|--|---|--|
| $10 - 2$  | $8 - 5$  | $5 - 4$  | $10 - 5$  |
| $7 - 4$  |  | $4 - 2$  | $9 - 1$  |
| $6 - 3$  | $3 - 2$  | $9 - 7$  | $6 - 1$  |
| $8 - 2$  |  | | |

Name: _____

Color by Addition

Roll 2 dice, add the dots or numbers. Color the picture.



THANK YOU FOR YOUR DOWNLOAD

Thanks for downloading this product! I hope it meets your needs and your children enjoy doing the activities. If you have any questions or suggestions please do not hesitate to contact me.

FIND ME



UnitedTeaching.com



Basia 

info@unitedteaching.com

TERMS OF USE

Copyright ©2015 United Teaching - All rights reserved.

The purchase of a product entitles the purchaser the right to use the product for personal and single classroom purposes only.

Posting the product in whole or in part on the Internet in any form is strictly prohibited and is a violation of the Digital Millennium Copyright Act (DMCA).





CLIPART AND FONTS

Clip art: Whimsy Clips, Educlips, Creative Clips, Graphics from the Pond, Scrappin Doodles, Pink Cat Studio, RamonaM Graphics, Ross's Jungle Teacher's Scrapbook, Zip-a-Dee Doo-Dah, The Cher Room, Ashley Hughes, The Painted Crow, Dancing Crayon Designs, Creating4theClassroom, Little Red's Clip Art.

FonTS: Kimberly Geswein Fonts Audio Clips:



KINDERGARTEN HOLIDAY BUNDLE



325+
Pages

By United Teaching



CHRISTMAS MATH WORKSHEETS



K

By United Teaching



Number Match and Write

Cut and paste the matching ten frames.
Trace the numerals and number words.




Number Match and Write

Cut and paste the matching ten frames.
Trace the numerals and number words.



Christmas Ten Frames


Count the ten frames and color the matching number.



Six
Seven
Eight
Nine

Cookie Count


Count the tally marks. Cut and paste cookies to the matching cookie jars.



5
9
10
6
8
3


Count and Color

Count the Christmas objects.
Color the matching number.




Comparing Ten Frames

Color the cart with the greater number.



Christmas Number Words

Read the number word and color the matching numeral.




Counting Puzzle (11 to 20)

Cut and paste the puzzle by
ordering the numbers from 11 to 20.




Ten Frames Count and Color

Count the ten frames.
Color the matching numeral.




Reindeer Ten Frames

Color the ten frames to show the



Christmas Tally Marks

Cut and paste the tally marks to the matching numerals.

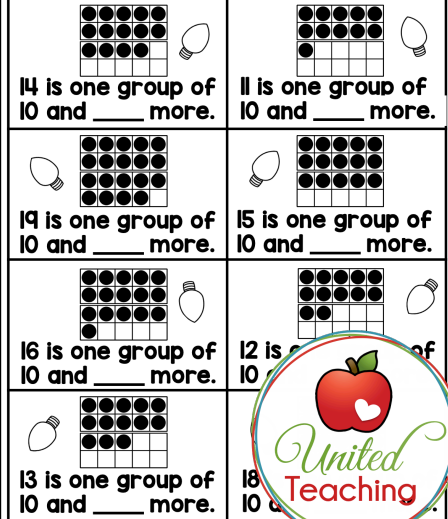


Puzzle Pasting Page



Teen Numbers

Look at the ten frame and complete the statement.



CHRISTMAS MATH WORKSHEETS



K

By United Teaching



KNBTA.1

Name: _____

Tens and Ones

Write the tens and ones.

| | | | |
|------|------|------|------|
| | | | |
| tens | ones | tens | ones |
| | | | |



Name: _____

Christmas Number Order

Write the missing numbers.


| | | | |
|--|--|--|--|
| | | | |
| | | | |
| | | | |

K.CC.A.2

Name: _____

Counting On

Spin a number.
Write it in the number column.
Count on and write the numbers.




| | |
|--------|---|
| Number | → |
| | |

K.CC.C.7

Name: _____

Comparing Numbers


Spin the spinners and write the numbers.
Color the ornament with the greater number.



K.CC.A.1

Count by 10 Puzzle


Cut and paste the puzzle by counting by 10s.



K.CC.A.1

Count by 5 Puzzle

Cut and paste the puzzle by counting by 5s.



K.CC.A.1

Name: _____

Puzzle Pasting Page


| | | |
|--|--|--|
| | | |
| | | |

K.CC.C.6

Name: _____

Comparing Ten Frames

Color the ornament with the greater number.



K.OA.A.2

Name: _____

Making 10

Count the black and white circles on the ten frames. How many more to make 10?

| | | |
|--------------------|--------------------|--------------------|
| | | |
| $5 + \square = 10$ | $7 + \square = 10$ | $9 + \square = 10$ |


K.OA.A.2

Name: _____

Double Time

Each elf needs to double the amount of presents they must make.
Draw the dots and count how many presents each elf needs to make.

| | | |
|--|--|--|
| | | |
| | | |
| | | |
| | | |



How Many More

How many more toys does each elf need to make for Christmas?

| | |
|--------------------|---------------------|
| | |
| $8 + \square = 10$ | $10 + \square = 10$ |
| | |
| $5 + \square = 10$ | $9 + \square = 10$ |

Christmas Bonds

Complete the number bond by filling in the missing number.

| | | |
|--|--|--|
| | | |
| | | |
| | | |

K.OA.A.4

Name: _____

Ornament Sum

Add the numbers to find the sum.




CHRISTMAS

MATH WORKSHEETS



K

By United Teaching



K.O.A.1 Name: _____

Christmas Addition

Use the counters to solve the addition problems.

| | | |
|------------------|------------------|------------------|
| $5 + 3$ 7 8 6 | $7 + 1$ 6 9 8 | $4 + 2$ 7 8 6 |
| $2 + 6$ 8 6 7 | | |

K.O.A.1 Name: _____

Christmas Subtraction

Use the counters to solve the subtraction problems.

| | | | |
|-------------------|------------------|------------------|-------------------|
| $10 - 2$ 7 8 6 | $8 - 5$ 2 3 4 | $5 - 4$ 1 2 4 | $10 - 5$ 5 3 4 |
|-------------------|------------------|------------------|-------------------|

K.O.A.2 Name: _____

Subtract From 5

Spin the spinner. Subtract the number from 5 by crossing the lights out. Complete the subtraction.

Number _____

K.O.A.1 Name: _____

Color by Addition

Roll 2 dice, add the dots or numbers. Color the picture.

I.M.D.3 Name: _____

Christmas Time

Cut and paste the digital time to match the time on the clocks.

I.M.D.3 Name: _____

Christmas Time

Draw the hands on the clock to match the hour.

| | | | |
|--|--|--|--|
| | | | |
|--|--|--|--|

K.O.A.1 Name: _____

Color by Subtraction

Roll 2 dice. Subtract the lower number from the higher number. Color the picture.

K.M.D.1 Name: _____

Tall Elves

Use the candy cane ruler to measure the elves. Write the answers.

K.M.D.3 Name: _____

Christmas Toy Graphing

Spin the spinner. For each spin, color the matching Christmas toy. Tick the Christmas toy that was spun the most.

K.M.D.1 Name: _____

Christmas Measurements

Write how many units each Christmas object is.

Name: _____

Christmas Patterns

Cut and glue the pictures to complete the AB patterns.

Name: _____

Christmas Patter

Cut and glue the pictures to complete the ABB patterns.

Name: _____

Colorful Wrapping Paper

Color the present with an ABB pattern.

K.G.B.4 Name: _____

Color by Shape



Name: _____

Christmas Ten Frames













Count the ten frames and color the matching number.

| | | |
|----------------------|----------------------|-----------------------|
| <div>7 6 8</div> | <div>4 3 5</div> | <div>4 6 5</div> |
| <div>4 3 2</div> | Preview | <div>10 8 9</div> |
| <div>7 5 6</div> | | <div>3 2 4</div> |
| <div>9 8 7</div> | | <div>2 1 3</div> |
| <div>4 6 5</div> | | |



Christmas Bonds

Complete the number bond by filling in the missing number.

| | | |
|--|--|--|
|  |  |  |
|  |  | |
|  |  | |
|  |  |  |

Preview



Christmas Addition

Use the counters to solve the addition problems.

$5 + 3$



$7 + 1$



$4 + 3$



$10 + 0$



$2 + 6$



$1 + 4$



$9 + 1$



$3 + 3$



$5 + 4$



$4 + 6$



$6 + 1$



$1 + 2$




Preview



Name: _____

Christmas Time

Draw the hands on the clock to match the hour.

**5:00****11:00****2:00****8:00****1:00**

Preview

**10:00****6:00****4:00****7:00****12:00****9:00**

Name: _____

Christmas Patterns

Cut and glue the pictures
to complete the ABB patterns.

