




ALPHABET DICE AND SPINNER GAMES



By United Teaching



THANK YOU FOR YOUR DOWNLOAD

Thanks for downloading this product! I hope it meets your needs and your children enjoy doing the activities. If you have any questions or suggestions please do not hesitate to contact me.

FIND ME



UnitedTeaching.com



Basia 

info@unitedteaching.com

TERMS OF USE

Copyright ©2015 United Teaching - All rights reserved.

The purchase of a product entitles the purchaser the right to use the product for personal and single classroom purposes only.

Posting the product in whole or in part on the Internet in any form is strictly prohibited and is a violation of the Digital Millennium Copyright Act (DMCA).


CLIPART AND FONTS

Clip art: Whimsy Clips, Educlips, Creative Clips, Graphics from the Pond, Scrappin Doodles, Pink Cat Studio, RamonaM Graphics, Ross's Jungle, Teacher's Scrapbook, Zip-a-Dee Doo-Dah, The Cher Room, Ashley Hughes, The Painted Crow, Dancing Crayon Designs, Creating4theClassroom.

FonTS: Kimberly Geswein Fonts Audio Clips:



WORD BUILDING BUNDLE



Printable
Mats

Digital
Spinners

Word Building Mats
for Google Slides



ALPHABET DICE AND SPINNER GAMES

The Alphabet Dice and Spinner Games allow children to practice identifying, matching, and writing uppercase and lowercase letters of the alphabet as well as learning to identify beginning sounds. These fun and engaging games are versatile and can be played in several ways and are suitable for one or two players.

The games are easy to prep (just print and play) and are an ideal activity for Kindergarten literacy centers and small group work. Both color and worksheet versions are included.

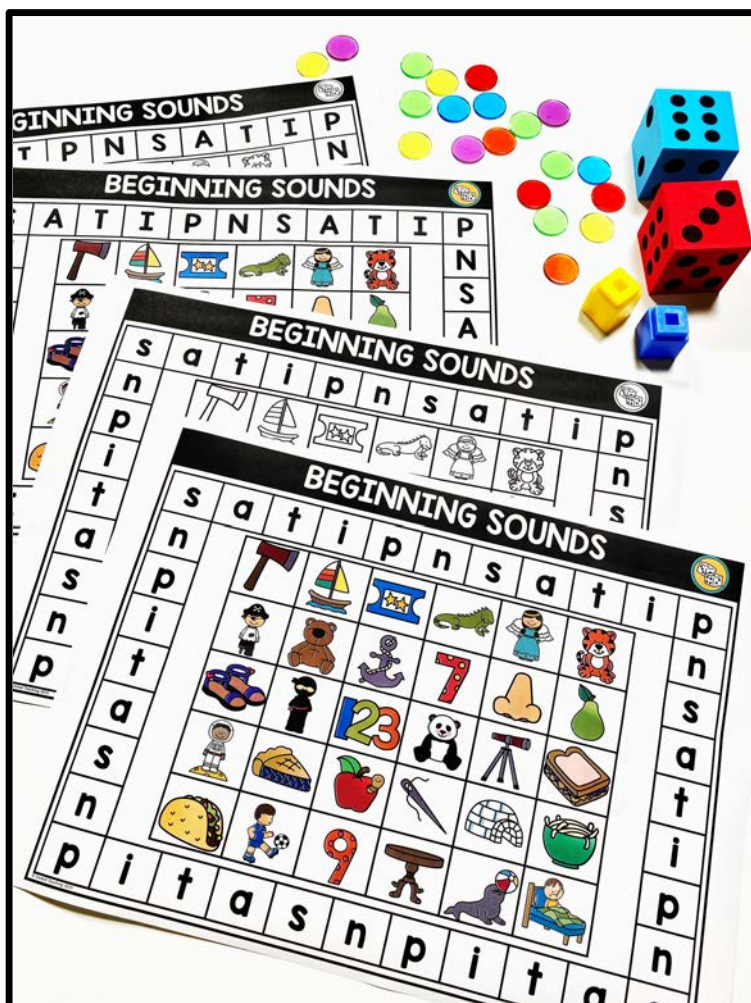
Games are divided by letters and sounds:

Letters:

- abcdef
- ghijklm
- nopqrst
- uvwxyz

Sounds:

- satipn
- cehlr
- dgkmo
- bfjqv
- vwxyz



ALPHABET DICE AND SPINNER GAMES

ALPHABET MATCH


Players will roll a dice and move their counter the matching number of spots around the game board. Then, the player will place a marker on the matching uppercase or lowercase letter. Players can play the game as 4 in a Row or Alphabet Bump.

4 in a Row

In the 4 in a row game, the aim of each game board is for a child to get 4 matches in a row. Children roll a die and move a marker around the outside of the game board. Then the player puts a marker on the matching the letter in the center of the game board. This game can be played individually or in pairs.

Alphabet Bump



In the Alphabet Bump game, the aim of the game is to cover the highest number of matching letters of the alphabet. If another player lands on the same letter of the alphabet, they can bump the other player and remove their marker. A player cannot be bumped if they have 2 markers on a letter.



ALPHABET DICE AND SPINNER GAMES

ALPHABET MATCH

This game can also be printed as a worksheet. Players will roll a dice and move their counter the matching number of spots around the game board. Then, the player will trace the matching uppercase or lowercase letter of the alphabet.

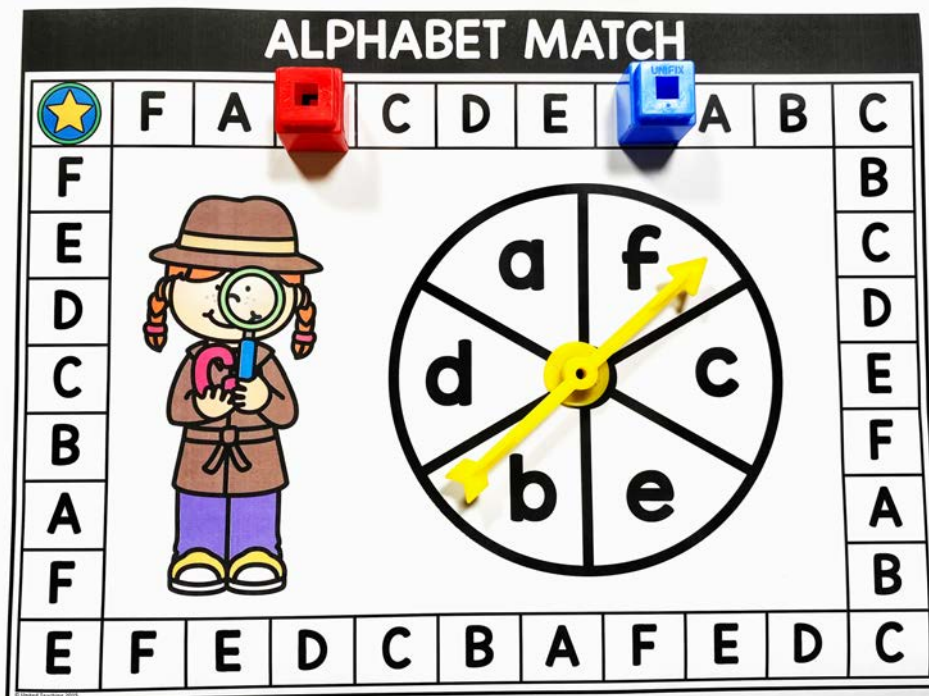


ALPHABET DICE AND SPINNER GAMES

ALPHABET MATCH

Alphabet Match Spinner Race Game

In this game, players spin the spinner and race around the game board by moving their marker to the matching letter of the alphabet. Nominate how many laps around the game board players have to complete to win the game.



ALPHABET DICE AND SPINNER GAMES

BEGINNING SOUNDS

Players will roll a dice and move their counter the matching number of spots around the game board. Then, the player will place a marker on the picture with the matching beginning sound. Players can play the game as 4 in a Row or Alphabet Bump.

4 in a Row

In the 4 in a row game, the aim of each game board is for a child to get 4 matches in a row. Children roll a die and move a marker around the outside of the game board. Then the player puts a marker on the picture with the matching sound in the center of the game board. This game can be play individually or in pairs.

Beginning Sounds Bump Game

In the Beginning Sounds Bump game, the aim of the game is to cover the highest number of pictures with the matching beginning sound. If another player lands on the same sound, they can bump the other player and remove their marker. A player cannot be bumped if they have 2 markers on a picture.

Games come in color and worksheet versions.



ALPHABET DICE AND SPINNER GAMES



ALPHABET DICE AND SPINNER GAMES

BEGINNING SOUNDS

Beginning Sound Match Spinner Race Game

In this game, players spin the spinner and race around the game board by moving their marker to the picture with the matching beginning sound . Nominate how many laps around the game board players have to complete to win the game.

