

CVCE WORDS

BLEND AND READ



By United Teaching



THANK YOU FOR YOUR DOWNLOAD

Thanks for downloading this product! I hope it meets your needs and your children enjoy doing the activities. If you have any questions or suggestions please do not hesitate to contact me.

FIND ME



UnitedTeaching.com



Basia 

info@unitedteaching.com

TERMS OF USE

Copyright ©2015 United Teaching - All rights reserved.

The purchase of a product entitles the purchaser the right to use the product for personal and single classroom purposes only.

Posting the product in whole or in part on the Internet in any form is strictly prohibited and is a violation of the Digital Millennium Copyright Act (DMCA).

CLIPART AND FONTS





Clip art: Whimsy Clips, Educlips, Creative Clips, Graphics from the Pond, Scrappin Doodles, Pink Cat Studio, RamonaM Graphics, Ross's Jungle Teacher's Scrapbook, Zip-a-Dee Doo-Dah, The Cher Room, Ashley Hughes, The Painted Crow, Dancing Crayon Designs, Creating4theClassroom.

Fonts: Kimberly Geswein Fonts

United Teaching Products

CVCE WORDS BLEND AND READ BOOM CARDS BUNDLE

111
CVCE
WORDS



self-checking

interactive

no app required

By United Teaching




BLEND AND READ CVCE WORDS

The Blend and Read CVCE word cards and accompanying worksheets are a great way to help beginning readers segment and blend words with long vowels and the magic E (CVCE words).

The CVCE word blending cards have dots to help children isolate the sounds in the CVCE word. There are two sets of word cards included. The second set includes an arrow to show the direction in which to blend the sounds to read the CVCE word.

There are 111 CVC words included in this packet.



BLEND AND READ CVCE WORDS

In addition to the word cards, there are Blend and Read worksheets to reinforce blending and segmenting CVCE words. Children cut and paste the pictures beside the matching CVCE word. As with the word cards, there are dots beneath each letter to help children with isolating and blending the sounds in the CVCE word.

Included are:



- 8 Long A worksheets
- 6 Long I worksheets
- 4 Long O worksheets
- 2 Long U worksheets
- 8 Mixed Long Vowel worksheets

Mixed Name: _____

Blend and Read

Blend and read the word. Cut and paste the matching picture.

Blend and Read	Match
m a n e ● ● ● ●	paste
h u g e ● ● ● ●	paste
w o k e ● ● ● ●	paste
r i d e ● ● ● ●	paste
c a k e ● ● ● ●	paste



BLEND AND READ CVCE WORDS

ne mice bake wag cone

cake ube






© United Teaching 2020

Mixed

Name: _____


Blend and Read

Blend and read the word. Cut and paste the matching picture.

Blend and Read	Match
m a n e	
h u g e	
w o k e	
r i d e	
c a k e	

Teaching 2020







w

a

g

e




b

a

k

e

Preview







c

a


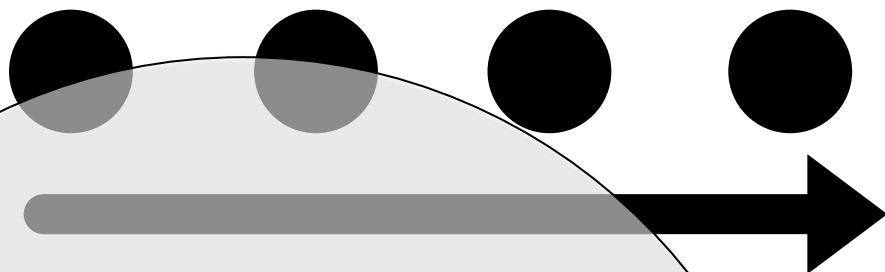
k

e







d i c e



m i c e



r i c e



Blend and Read

Blend and read the word. Cut and paste the matching picture.

Blend and Read	Match
g a t e ● ● ● ●	paste
m a l e ● ● ● ●	paste
g a v e ● ● ● ●	paste
c a k e ● ● ● ●	paste
r a c e ● ● ● ●	paste

