

CVC WORDS

BLEND AND READ



By United Teaching



THANK YOU FOR YOUR DOWNLOAD

Thanks for downloading this product! I hope it meets your needs and your children enjoy doing the activities. If you have any questions or suggestions please do not hesitate to contact me.

FIND ME



UnitedTeaching.com



Basia 

info@unitedteaching.com

TERMS OF USE

Copyright ©2015 United Teaching -
All rights reserved.

The purchase of a product entitles the purchaser the right to use the product for personal and single classroom purposes only.

Posting the product in whole or in part on the Internet in any form is strictly prohibited and is a violation of the Digital Millennium Copyright Act (DMCA).


CLIPART AND FONTS

Clip art: Whimsy Clips, Educlips, Creative Clips, Graphics from the Pond, Scrappin Doodles, Pink Cat Studio, RamonaM Graphics, Ross's Jungle Teacher's Scrapbook, Zip-a-Dee Doo-Dah, The Cher Room, Ashley Hughes, The Painted Crow, Dancing Crayon Designs, Creating4theClassroom.

Fonts: Kimberly Geswein Fonts


United Teaching Products

CVC WORD FAMILY WORD WORK BUNDLE




The bundle includes 20 word work cards for the following CVC word families: AS, AD, AG, AM, AN, AP, AT, AU, AV, AW, AX, AY, AZ, BA, BE, BI, BO, BU, BY, CA, CE, CI, CO, CU, CY, DA, DE, DI, DO, DU, EA, EE, EI, FO, FI, FL, FR, FU, GA, GE, GI, GO, GU, HA, HE, HI, HO, HU, IA, IE, II, IO, IU, JA, JE, JI, JO, JU, KA, KE, KI, KO, KU, LA, LE, LI, LO, LU, MA, ME, MI, MO, MU, NA, NE, NI, NO, NU, OA, OE, OI, OO, OU, PA, PE, PI, PO, PU, RA, RE, RI, RO, RU, SA, SE, SI, SO, SU, TA, TE, TI, TO, TU, VA, VE, VI, VO, VU, WA, WE, WI, WO, WU, YA, YE, YI, YO, YU, ZA, ZE, ZI, ZO, ZU.

By United Teaching



CVCE WORD BUILDING MATS



The bundle includes three types of word building mats:

- Printable Mats:** Mats for building words using letters and a spinner.
- Digital Spinners:** Spinners for digital use.
- Word Building Mats for Google Slides:** Mats for building words using letters and a spinner.



United Teaching

BLEND AND READ CVC WORDS

Once children know their letter sounds, they can start to put them together and learn to read. CVC words are the first words that children learn to read. The Blend and Read CVC word cards and accompanying worksheets are a great way to help beginning readers segment and blend beginning, middle, and ending sounds in CVC words.

The CVC word blending cards have three dots to help children isolate the sounds in the CVC word. There are two sets of word cards included. The second set includes an arrow to show the direction in which to blend the sounds to read the CVC word.

There 152 CVC words included in this packet.



BLEND AND READ CVC WORDS

In addition to the word cards, there are Blend and Read worksheets to reinforce blending and segmenting CVC words. Children cut and paste the pictures beside the matching CVC word. As with the word cards, there are dots beneath each letter to help children with isolating and blending the sounds in the CVC word.

Included are:

- 6 short A worksheets
- 5 short E worksheets
- 6 short I worksheets
- 4 short O worksheets
- 5 short U worksheets
- 10 Mixed CVC worksheets

Short a Name: _____

Blend and Read
Blend and read the word. Cut and paste the matching picture.

Blend and Read	Match
m a p ● ● ●	paste
s a d ● ● ●	paste
c a t ● ● ●	paste
j a m ● ● ●	paste
v a n ● ● ●	paste




Short a Name: _____


Blend and Read
Blend and read the word. Cut and paste the matching picture.


Blend and Read	Match
m a p ● ● ●	
s a d ● ● ●	
c a t ● ● ●	
j a m ● ● ●	
v a n ● ● ●	





BLEND AND READ CVC WORDS


 h a t


 b e d

 m e n

 b

 n

 d o g






 l i p

Mixed Short Vowels

Name: _____

Blend and Read

Blend and read the word. Cut and paste the matching picture.

Blend and Read	Match
s o b	
c a t	
b i b	
p e n	
s u b	


© 2008 Teaching with a Mountain View



c

a

t



Preview

h

a

t




m



a

t






h e n



m e n





p e n



Blend and Read

Blend and read the word. Cut and paste the matching picture.

Blend and Read			Match
m	a	p	paste
●	●	●	
s	a	d	paste
●	●	●	
c	a	t	paste
●	●	●	
j	a	m	paste
●	●	●	
			paste
a	n		
●	●		



Preview