

BUILDING SENTENCES HALLOWEEN



FOR GOOGLE SLIDES™
AND PRINTABLES

By United Teaching



THANK YOU FOR YOUR DOWNLOAD

Thanks for downloading this product! I hope it meets your needs and your children enjoy doing the activities. If you have any questions or suggestions please do not hesitate to contact me.

FIND ME



UnitedTeaching.com



Basia 

info@unitedteaching.com

TERMS OF USE

Copyright ©2015 United Teaching - All rights reserved.

The purchase of a product entitles the purchaser the right to use the product for personal and single classroom purposes only.

Posting the product in whole or in part on the Internet in any form is strictly prohibited and is a violation of the Digital Millennium Copyright Act (DMCA).

CLIPART AND FONTS

Clip art: Whimsy Clips, Educlips, Creative Clips, Graphics from the Pond, Scrappin Doodles, Pink Cat Studio, RamonaM Graphics, Ross's Jungle Teacher's Scrapbook, Zip-a-Dee Doo-Dah, The Cher Room, Ashley Hughes, The Painted Crow, Dancing Crayon Designs, Creating4theClassroom, Little Red's Clip Art, Kari Bolt Clipart, ClipArtisan


FonTS: Kimberly Geswein Fonts Audio Clips:



Mixed
Up
Markers



HALLOWEEN NO PREP LITERACY



L1.1.A Name: _____

Alphabet Letter Formation

Trace the lowercase letters of the alphabet.

a	b	c
d	e	f
g	h	i
j	k	l
m	n	o
p	q	r
s	t	u

RF.1.2 Name: _____

Rhyming Words

Match each short vowel word to a rhyming word.

sub	cut	mum	hug	nut	sud
bun	gum	tub	run	mug	

sun _____
cub _____
rug _____
hut _____

Name: _____

ABC Order

Cut and paste in alphabetical order.

a	b	c	d	e	f	g	h	i	j	k	l	m	n	o	p	q	r	s	t	u	v	w	x	y	z
---	---	---	---	---	---	---	---	---	---	---	---	---	---	---	---	---	---	---	---	---	---	---	---	---	---

Frankenstein
spider
witch
Jack-o-Lantern
ghost
bat
haunted

L1.1.F Name: _____

The Witch

Write six adjectives to describe the witch.

Write a sentence about the witch using your adjectives.

RF.1.2 Name: _____

Short Vowels Review

Color the matching short vowel. Write the complete word.

e	o	i
u	a	u
o	i	e
u	a	u
o	i	e
u	a	u

Name: _____

How to Carve a Pumpkin

Write the step by step instructions on how to carve a pumpkin.

First, _____

Next, _____

Then, _____

After that, _____

Finally, _____

FIRST GRADE

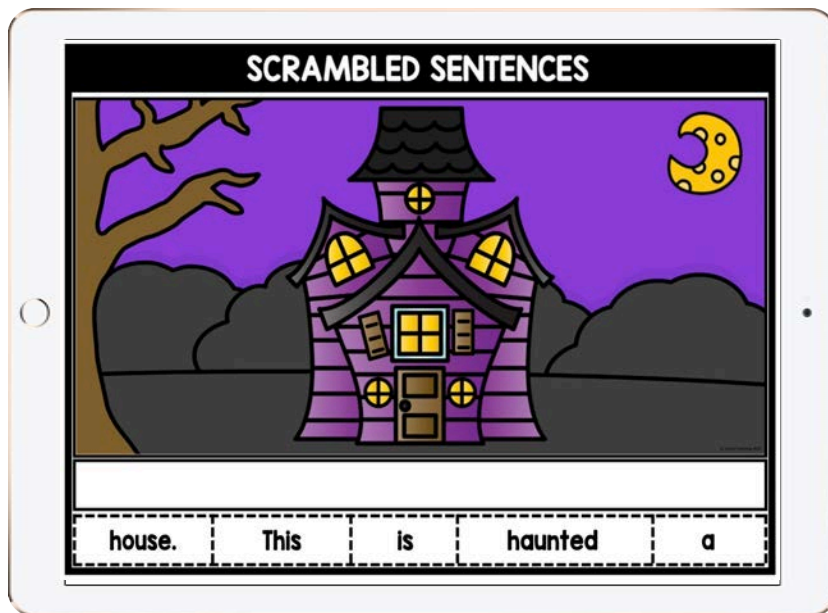
By United Teaching



BUILDING SENTENCES HALLOWEEN

Your students will love building and writing these Halloween scrambled sentences. Included are Halloween Scrambled Sentences for Google Slides™ and printable cut and paste worksheets. So, whether you are teaching in the classroom or through distance learning, your students will be able to complete the sentence building activities.

The scrambled sentences have been written especially for beginning readers with the basic sentence structure reinforcing correct conventions such as capital letters and ending punctuation marks. Each scrambled sentence includes a colorful picture which provides context and supports the students in building the sentence correctly.



BUILDING SENTENCES HALLOWEEN


With the scrambled sentences for Google Slides, students drag and drop the words in the correct order to construct a simple sentence. You can assign all slides or pick and choose which slides your students complete.

The printable cut and paste scrambled sentence worksheets are ideal for morning work, literacy centers, early finishers, and distance learning.

Included are 15 Halloween scrambled sentences.

Name: _____

Potions



Write it.

witch | potion. | is | a | The | making



BUILDING SENTENCES HALLOWEEN

BUILDING SENTENCES HALLOWEEN

FOR GOOGLE SLIDES™ AND PRINTABLES
By United Teaching



Trick-or-Treat

The Witch

Jack-o-Lantern

Spiders

Halloween Candy

Potions

Black Cat

The Monster

Ghosts

Candy Store

Counting Candy

The Toad

Bats

Costume

Haunted House

Write it.

many see? you

to candy? buy Are

going We're count to can

toad wearing The hat. a is



Name: _____

Haunted House

Preview

© United Teaching 2016

Write it.



This


is

haunted

a

Name: _____

Potions



© United Teaching 2016

Write it.



potion. is a The making