















er Bonds to 20

1 number to complete the number bond.





By United Teaching



THANK YOU FOR YOUR DOWNLOAD

Thanks for downloading this product! I hope it meets your needs and your children enjoy doing the activities. If you have any questions or suggestions please do not hesitate to contact me.

FIND ME



UnitedTeaching.com



Basia 

info@unitedteaching.com

TERMS OF USE

Copyright ©2015 United Teaching - All rights reserved.

The purchase of a product entitles the purchaser the right to use the product for personal and single classroom purposes only.

Posting the product in whole or in part on the Internet in any form is strictly prohibited and is a violation of the Digital Millennium Copyright Act (DMCA).

CLIPART AND FONTS

Clip art: Whimsy Clips, Educlips, Creative Clips, Graphics from the Pond, Scrappin Doodles, Pink Cat Studio, RamonaM Graphics, Ross's Jungle, Teacher's Scrapbook, Zip-a-Dee Doo-Dah, The Cher Room, Ashley Hughes, The Painted Crow, Dancing Crayon Designs, Creating4theClassroom.

FonTS: Kimberly Geswein Fonts Audio Clips:





Halloween Math Preview

**HALLOWEEN
NO PREP MATH**



FIRST GRADE
By United Teaching

Spooky Ten Frames
More and Less
Skip Counting by 5s
Subtraction with a Number Line
30 Shapes Roll and Color
Number Bonds to 20

1.NBT.B.2.B Name: _____

Spooky Ten Frames

Color the ten frames to match the numeral.

14

1.OA.C.6 Name: _____

Number Bonds to 20

Write the missing number to complete the number bond.

12	7	
8		5

1.NBT.B.2.B Name: _____

Spooky Ten Frames

Color the ten frames to match the numeral.


7

4

1.NBT.A.1 Name: _____

Spin and Color a Ten

Spin the spinner. Color the matching



1.OA.C.6 Name: _____

Ways to Make 10

Color the spiders to show the different ways to make 10. Write the equation.


--	--	--	--	--	--	--	--	--	--

$\square + \square = 10$

KNBT.A.1 Name: _____

Spin and Build a Number

Spin and color the second ten frame to show the teen number. Complete the equation.



10	+		=	
10	+		=	

6 Name: _____

How Many More to Make 10

Count how many more to make 10.


10	8	3
----	---	---

$\square = 10$ $8 + \square = 10$ $3 + \square = 10$

1.NBT.B.2.B Name: _____

Spin and Color a Ten Frame

Spin the spinner. Color the matching ten frame.



KNBT.A.1 Name: _____

Counting Forward

Count forward. Write the numbers that come next.

14 6

Name: _____

Halloween Number Words

Read the number word and color the matching numeral.

Two Nine

Name: _____

Halloween Number Words

Read the number word and color the matching numeral.

Twelve Nineteen

Name: _____

Halloween Tally Count

Cut and paste the numerals to match the tally marks.

KNBT.A.1 Name: _____

Skip Counting by 5s

Skip count by 5s. Cut and paste the numbers in the correct order.

12 19 3

1.NBT.A.1 Name: _____

Numbers 1 - 50 Maze

Help the Witch find her way home. Dot the numbers.

1	2	3	4
5	9	7	8
17	16	15	17
18	12	14	13
19	20	9	25
37	21	22	23
37	36	35	34
38	39	40	41
30	44	43	42
40	45	46	47

KNBT.A.1 Name: _____

Skip Counting by 10s

Skip count by 10s. Cut and paste the numbers in the correct order.

KNBT.A.1 Name: _____

Skip Counting by 2s

Skip count by 2s. Count the bat wings to help you.


100	20	40	80
70	50	30	10

10	2	14
8	16	20



Halloween Math Preview

HALLOWEEN NO PREP MATH



FIRST GRADE
By United Teaching



KNBT.A1

Name: _____


One More One Less

Spin the spinner and write the number in the circle. For each number, write the number before and the number after in the squares.



Spinner 1

Spinner 2



1.NBT.A.1

Name: _____

Numbers to 120

Trace the numbers.

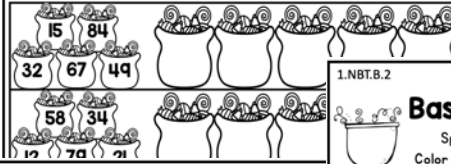


Name: _____

KNBT.A1

Halloween Number Order

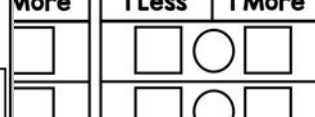
Write the numbers in order from least to greatest.



More

1 Less

1 More



1.NBT.B.2

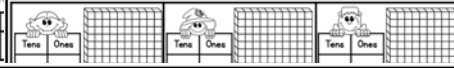
Name: _____

Base Ten Spin and Color

Spin the spinners to build the number. Color the hundreds block to show the number.

Tens

Ones

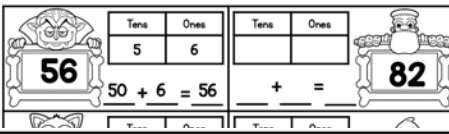


1.NBT.B.2

Name: _____

Place Value

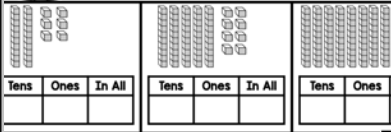
Write the tens and ones. Write the number in expanded form.



Name: _____

Halloween Tens and Ones

Write the numbers in order from least to greatest.

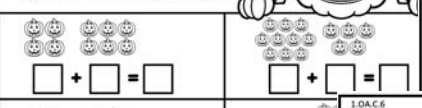


1.OA.A.1

Name: _____

Addition to 20

Complete the addition problems.

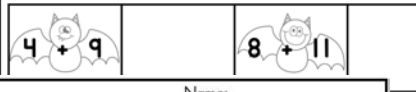


1.OA.C.6

Name: _____

Commutative Addition

Cut and paste the bats with the matching addition equation.

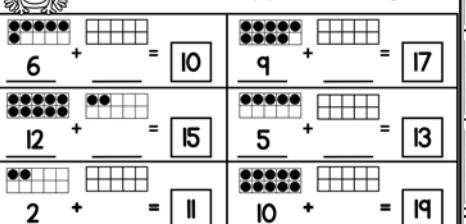


Name: _____

1.OA.D.8

Missing Addends

Use the ten frames to help you find the missing addend.

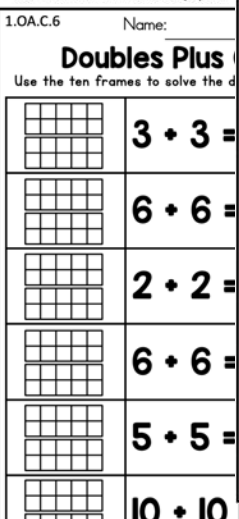


1.OA.C.6

Name: _____

Doubles True or False

Color the doubles facts that are true. Use the number line to help you.




1.OA.C.6

Name: _____

Double Facts +1 5 in a Row Game

Spin the spinner. Double the number and add 1. Color the matching number on the board. Get 5 in a row to win the game.




1.OA.C.6

Name: _____

Spin and Add

Spin the spinners and add the numbers.




1.OA.C.6

Name: _____


Subtraction with a Number Line

Complete the subtraction problems. Use the number line to help you.



Halloween Math Preview

**HALLOWEEN
NO PREP MATH**



FIRST GRADE
By United Teaching

Spooky Ten Frames, More and Less, Skip Counting by 5s, Subtraction with a Number Line, 30 Shapes Roll and Color, Number Bonds to 20

1.NBT.C.5 Name: _____

More and Less

Spin the spinner. Write the number in the grid by writing 1 less, 1 more, 10 less.

67 68 69 70 71 72 73 74 75 76 77 78 79 80

1.OA.C.6 Name: _____

Color by Addition

Color the picture using the code below.

11	12	13	14	15
purple	brown	green	orange	black

1.OA.C.6 Name: _____

Halloween Subtraction

Cross out and subtract.

9 - 2 = 7
7 - 2 = 5

6 + 9 = 15
7 + 8 = 15
9 + 3 = 12
10 + 3 = 13

1.OA.C.6 Name: _____

Fact Families

Write the addition and subtraction facts for each set of numbers.

4, 11, 7
15, 9, 6

Name: _____

Subtraction from Tens

Solve the subtraction equations. Use the ten frames to help you.

10 - 4 = 6
10 - 7 = 3
10 - 2 = 8

Name: _____

Spin and Subtract

Spin the bat spinner. Subtract the number from the subtraction equations.

35
14
2

19 - 10 = 9
39 - 30 = 9
16 - 10 = 6
86 - 80 = 6

Name: _____

Halloween Time

Write the hour matching the time on each analog clock.

8, 6
12, 7

Name: _____

Halloween Measurement

Write the number of units for each Halloween object.

1.MD.A.2

1.MD.A.2 Name: _____

Halloween Measurement

Use the ruler to measure the objects.

in.

Name: _____

Halloween Time

Look at the clock and write the digital time.

12, 1, 2, 3, 4, 5, 6, 7, 8, 9, 10, 11

1.G.A.2 Name: _____

3D Shapes

Roll a die. Color the matching shape.

Cube, Sphere, Pyramid

1.G.A.2 Name: _____

2D Shapes Roll and Color

Roll a die. Color the matching shape. Who came 1st, 2nd, and 3rd?

Square, Circle, Triangle, Rectangle

1.G.A.3 Name: _____

Spin and Color a Fraction


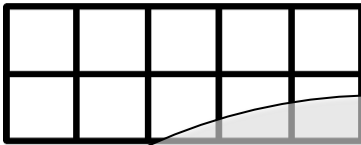
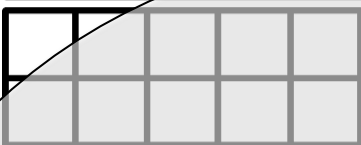

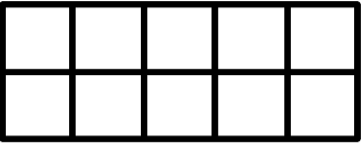
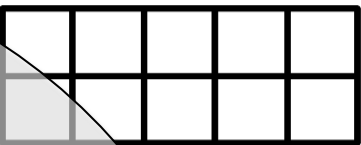





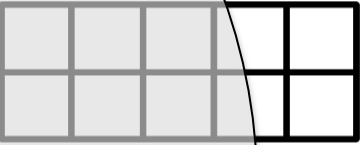





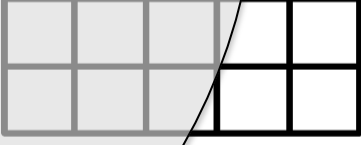


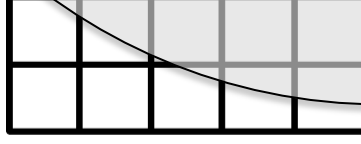





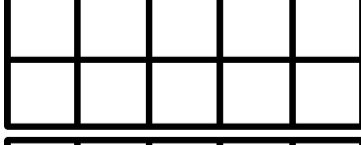
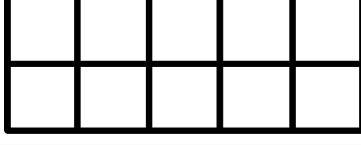



Spin the spinner. Color the matching fraction. Write who came 1st, 2nd, and 3rd?

1/2, 1/3, 1/4



Spooky Ten Frames

Color the ten frames to match the numeral.

 17	 	 14	 
 12	 	 19	 
 15	 	 13	 
 11	 	 18	 
 	 	 20	 



Preview

Spin and Build a Number

Spin and color the second ten frame to show the teen number. Complete the equation.




Preview




$$10 + \underline{\quad\quad} = \underline{\quad\quad}$$



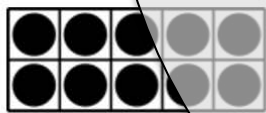
$$10 + \underline{\quad\quad} = \underline{\quad\quad}$$




$$10 + \underline{\quad\quad} = \underline{\quad\quad}$$




$$10 + \underline{\quad\quad} = \underline{\quad\quad}$$




$$10 + \underline{\quad\quad} = \underline{\quad\quad}$$



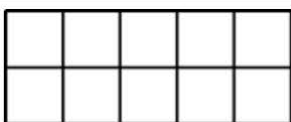
$$10 + \underline{\quad\quad} = \underline{\quad\quad}$$



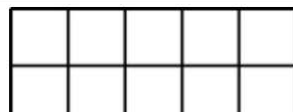

$$10 + \underline{\quad\quad} = \underline{\quad\quad}$$



$$10 + \underline{\quad\quad} = \underline{\quad\quad}$$



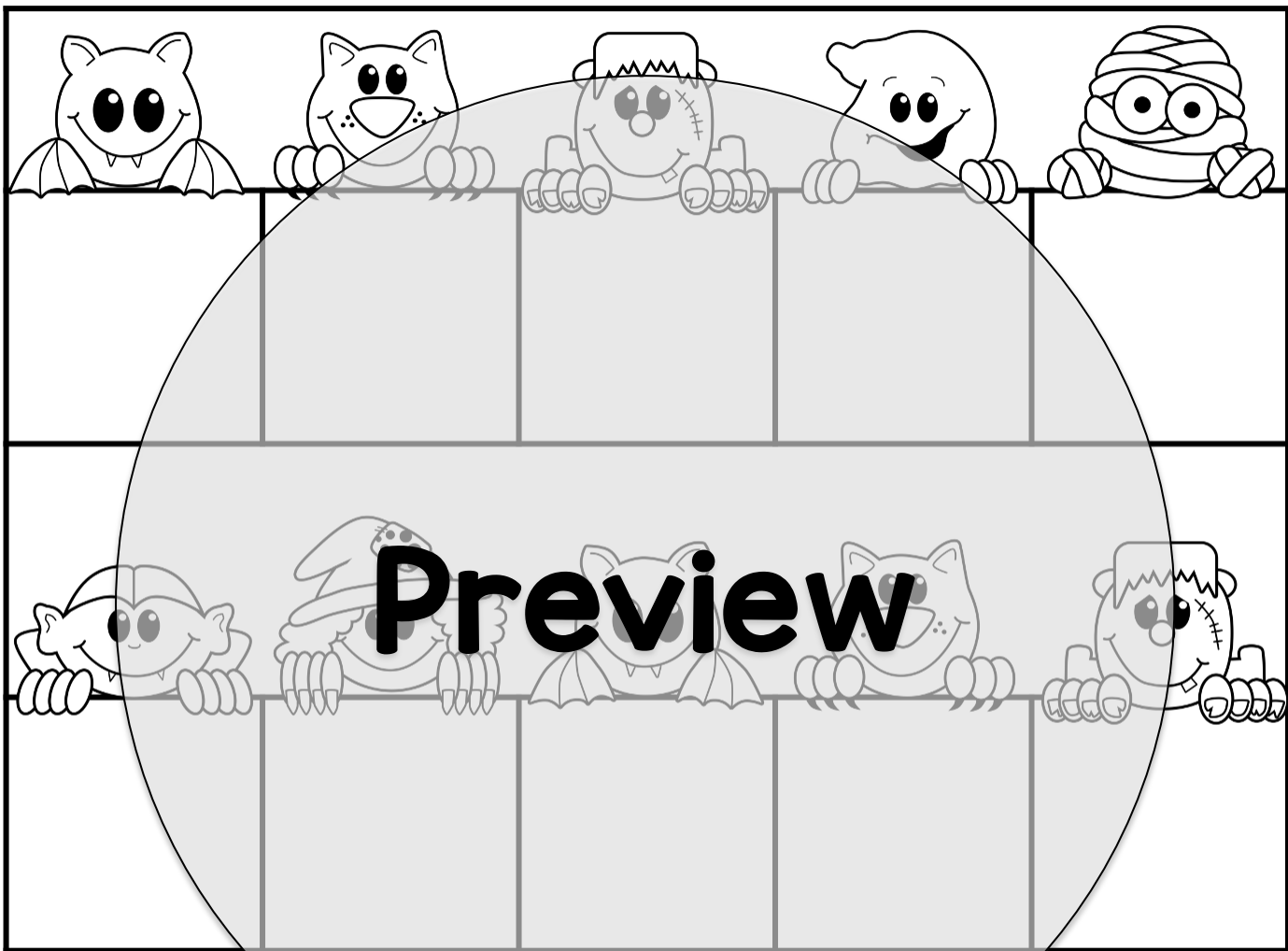
$$\underline{\quad\quad} = \underline{\quad\quad}$$



$$10 + \underline{\quad\quad} = \underline{\quad\quad}$$







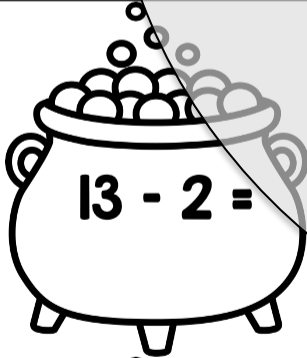





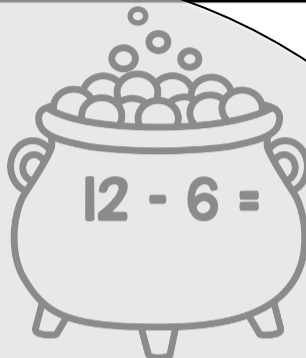

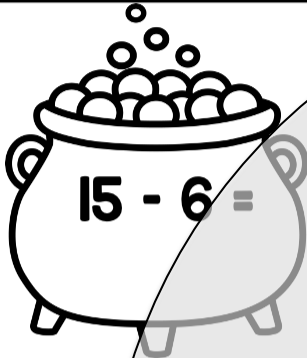
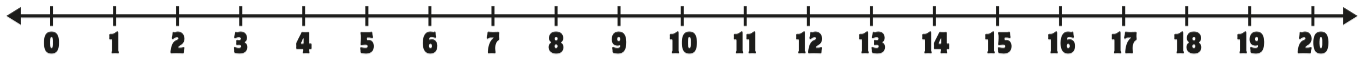
Skip Counting by 10s

Skip count by 10s. Cut and paste the numbers in the correct order.

**100****20****40****80****60****50****30****10****90**

Subtraction with a Number Line

Complete the subtraction problems. Use the number line to help you.



Preview

More and Less

Spin the spinner. Write the number in the middle. Complete the grid by writing 1 less, 1 more, 10 less and 10 more.

57

66 67 68

77

Preview







81 73 41 52 48 24 80 67







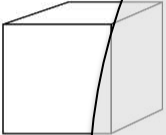




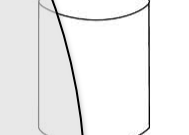
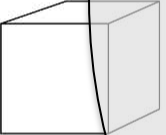




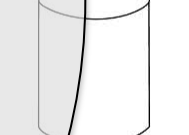
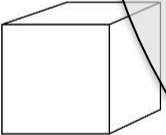




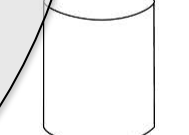
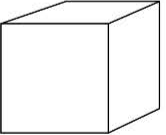




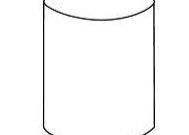


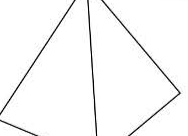
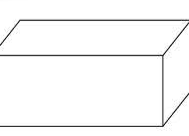
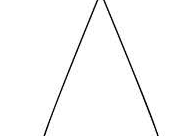
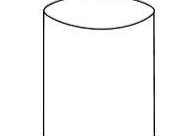



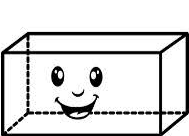





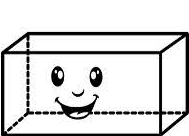


United Teaching

© United Teaching 2016

3D Shapes Roll and Color

Roll a die. Color the matching shape. Who came 1st, 2nd, and 3rd?

					
Cube	Sphere	Pyramid	Rectangular Prism	Cone	Cylinder

Place 	Place 	Place 	Place 	Place 	Place 
					
					
					
					
					
					
					

Preview

