

HALLOWEEN

NO PREP MATH



Name: _____

Teen Numbers Count and Color

Count the teen frames and color the corn.

13 16	11 16 12	14
19 18 13		14

Name: _____

Magic Potion Tally Count

Count the tally marks. Cut and paste the numbers to the matching cauldrons.

Name: _____

Witch's Shoes Counting by 2's

Paste the numbers to show counting by 2's. Use the shoes to help you count.

8	
10	
7	
3	
5	
6	

Name: _____

Scary Measurements

Cut out the witch's hat ruler. Measure the Halloween objects and record your answer.

Name: _____

Halloween Number Words

Read the number word and color the matching numeral.

Name: _____

Halloween Subtraction

Use the number line to solve the subtraction problem.

KINDERGARTEN

By United Teaching



THANK YOU FOR YOUR DOWNLOAD

Thanks for downloading this product! I hope it meets your needs and your children enjoy doing the activities. If you have any questions or suggestions please do not hesitate to contact me.

FIND ME



UnitedTeaching.com



Basia 

info@unitedteaching.com

TERMS OF USE

Copyright ©2015 United Teaching -
All rights reserved.

The purchase of a product entitles the purchaser the right to use the product for personal and single classroom purposes only.











Posting the product in whole or in part on the Internet in any form is strictly prohibited and is a violation of the Digital Millennium Copyright Act (DMCA).

CLIPART AND FONTS

Clip art: Whimsy Clips, Educlips, Creative Clips, Graphics from the Pond, Scrappin Doodles, Pink Cat Studio, RamonaM Graphics, Ross's Jungle Teacher's Scrapbook, Zip-a-Dee Doo-Dah, The Cher Room, Ashley Hughes, The Painted Crow, Dancing Crayon Designs, Creating4theClassroom.

Fonts: Kimberly Geswein Fonts

KINDERGARTEN HOLIDAY BUNDLE




**325+
Pages**

By United Teaching




Halloween Math Preview

HALLOWEEN
NO PREP MATH



KINDERGARTEN
By United Teaching



Teen Numbers Count and Color
Magic Potion Tally Count
Witch's Shoes Skip Counting by 2's
Scary Measurements
Halloween Number Words
Halloween Subtraction

Name: _____

Teen Numbers Count and Color
Count the teen frames and color the correct answer.

14 13 16	11 16 12	14 17 19

Name: _____

Halloween Count and Color
Count the Halloween objects. Color the correct answer.

4 3 6	1 6 2	4 10 9

Name: _____

Number Puzzle I - 10

Number Puzzle II - 20
Cut and paste the number puzzle in order from 11 to 20.

14

Name: _____

Tens and Ones
the tens and ones.

tens ones	tens ones

Name: _____

Potion Bottles
Cut and paste the numbers to match the ten frames.

--	--

Name: _____

The Witching Hour
Cut and paste the digital time to match the clocks.

Name: _____

Number Puzzle I - 5
Cut and paste the number puzzle in order from 1 to 5.

Name: _____

Candy Corn Count
Count by 1's. Cut and paste the missing candy corns.

1	2		4	5
6	7	8		10

Name: _____

Candy Corn Count
Count by 10's. Cut and paste the missing candy corns.

10	20	30		50
60		80	90	100

Name: _____

Ten Little Ghosts
Count how many more to make 10. Write the number to make 10.

$3 + \square = 10$	$7 + \square = 10$	$10 + \square = 10$

Name: _____

Trick or Treat Time
Draw the hands on the clock to match the digital time.

8:00	3:00

Name: _____

Witch's Shoes Skip Counting by 2's
Cut and paste the numbers to show counting by 2's. Use the shoes to help you count.

--

Name: _____

Candy Corn Count
Count by 5's. Cut and paste the missing candy corns.

5	10		20
35	40	45	
65	70		80
60		70	75
	85	90	95
80	65	50	75

Name: _____

Batty Bonds
Complete the number bond by filling in the missing number.

Name: _____

Scary Addition Puzzle

3		$3 + 1$
5		$3 + 2$
2		$2 + 1$

Name: _____

Scary Addition Puzzle

5		$5 + 2$
8		$2 + 1$
3		$4 + 2$
1		$1 + 4$
9		$6 + 3$
6		$1 + 1$
10		$10 + 0$
4		$2 + 2$
7		$3 + 7$
2		$1 + 0$



Halloween Math Preview

HALLOWEEN NO PREP MATH




KINDERGARTEN
By United Teaching

United Teaching

Name: _____

Scary Measurements

Cut out the witch's hat ruler.
Measure the Halloween objects and record your answer.

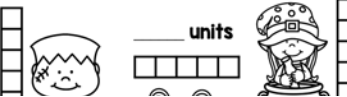


Name: _____

Halloween Units

Color and write how many units each object is.

units units



Name: _____

Magic Potion Tally Count

Count the tally marks.
Cut and paste the numbers to the matching cauldrons.



Name: _____

Which Bag Has More Treats?


Color the treat bag with the greater number.

4	3	8	3
5	9	6	3
1	7		

Name: _____

Ten Frame Addition Match

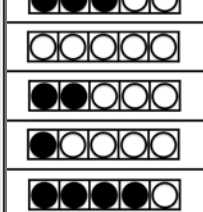
Cut and paste the addition sentences to the matching ten frames.



Name: _____

Five Frame Addition Match

Cut and paste the addition sentences to the matching five frames.



Name: _____

Halloween Addition

Use the bat counters to solve the addition problems.

3 + 5	6 + 2	8 + 1	4 + 4
9 + 0	3 + 6	5 + 5	6 + 4
1 + 7	2 + 2	3 + 1	


Name: _____

Halloween Subtraction

Use the number line to solve the subtraction problems.

0 1 2 3 4 5 6 7 8 9 10

5 - 2	3 - 1	4 - 0
2 - 2	5 - 1	4 - 2
1 - 1	3 - 0	




Name: _____

Halloween Number Words

Read the number word and color the matching number.

Four	Ten	Six
Eight	Two	Nine
Five		



Name: _____

Halloween Patterns

Cut and paste the Halloween object that comes next in the pattern.



Name: _____


Halloween Candy Count

Cut and sort the Halloween candy.
Paste them on the graph and answer the question below.



Name: _____

Color by Addition



1 2 3 4

purple yellow green orange

Name: _____

Magic Potions I


Color the potion bottles to show how you can make 5. Write the addition fact.



Name: _____

Magic Potions to 10

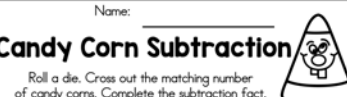
Color the potion bottles to show how you can make 10. Write the addition fact.



Name: _____

Candy Corn Subtraction










Roll a die. Cross out the matching number of candy corns. Complete the subtraction fact.




Name: _____

Halloween Count and Color

Count the Halloween objects. Color the correct answer.

 <div><div>4</div><div>3</div><div>6</div></div>	 <div><div>1</div><div>6</div><div>2</div></div>	 <div><div>4</div><div>10</div><div>9</div></div>
 <div><div>6</div><div>4</div><div>3</div></div>	 <div><div>4</div><div>2</div><div>3</div></div>	 <div><div>4</div><div>2</div><div>3</div></div>
 <div><div>7</div></div>	 <div><div>3</div><div>1</div><div>4</div></div>	 <div><div>1</div><div>2</div><div>5</div></div>


Preview



Name: _____

Witch's Shoes

Skip Counting by 2's



Cut and paste the numbers to show counting by 2's.
Use the shoes to help you count.

Preview



14

10

2

18

20

6

12

4

Name: _____

Scary Measurements


Cut out the witch's hat ruler.


Measure the Halloween objects and record your answer.



Halloween Subtraction

Use the number line to solve the subtraction problems.



$5 - 2$ 1 3 4	$3 - 1$ 3 5 2	$4 - 0$ 1 3 4	$5 - 4$ 1 5 4
$2 - 2$ 2 0 4	Preview 	$4 - 3$ 3 1 4	
$5 - 1$ 3 1 4		$3 - 2$ 1 0 4	
$1 - 1$ 0 2 4	$3 - 0$ 2 3 0	$5 - 3$ 3 5 4	



Halloween Addition

Use the bat counters to solve the addition problems.

$$\begin{array}{r} 3 \\ + 5 \\ \hline \square \end{array}$$

$$\begin{array}{r} 6 \\ + 2 \\ \hline \square \end{array}$$

$$\begin{array}{r} 8 \\ + 1 \\ \hline \square \end{array}$$

$$\begin{array}{r} 4 \\ + 4 \\ \hline \square \end{array}$$

$$\begin{array}{r} 9 \\ + 0 \\ \hline \square \end{array}$$

$$\begin{array}{r} 1 \\ + 7 \\ \hline \square \end{array}$$

$$\begin{array}{r} 3 \\ + 6 \\ \hline \square \end{array}$$

$$\begin{array}{r} 2 \\ + 2 \\ \hline \square \end{array}$$

$$\begin{array}{r} 2 \\ + 8 \\ \hline \square \end{array}$$

$$\begin{array}{r} 5 \\ + 5 \\ \hline \square \end{array}$$

$$\begin{array}{r} 6 \\ + 4 \\ \hline \square \end{array}$$

$$\begin{array}{r} 3 \\ + 1 \\ \hline \square \end{array}$$

Preview

